

Previous issues of our newsletter can be found here

<https://www.psychotronics.org/archives/>

### Section I - What's Happening SOON:

February 18, 2023 1:00 pm CT USPA Masterclass #38- "Sacred Geometry" with John A. Allocca



**This Lecture** is about the mathematical relationship of nature and our connection to it. Topics Covered:

- The Electromagnetic Spectrum
- Music and Nature
- Geometry
- The Flower of Life
- Biological Egg Fertilization and Reproduction
- Ancient Knowledge of the 'Flower of Life'
- The Body and Sacred Geometry
- The Chakra Energy System

**Dr. Allocca** is a medical research scientist and biophysicist with over 40 years of experience. He is the internationally published author of "The Neurotransmitter Solution for Migraine, Depression, and more;" "Starship Diabetes;" "Ascension In The New Age"; and 59 other books and textbooks

**More about this Masterclass in Section III**

### Section II - Sponsors' Spot

**An Anonymous USPA member**  
**is sponsoring**  
**THREE Masterclasses**  
**at the**  
**"9-49 Vitalizer" Patron**  
**Level; 9-49 is the**  
**Radionic rate for general**  
**vitality and**

**THANK YOU**  
**Anonymous Member!!!**

**Would you like**  
**to be in this Sponsor's**  
**Spot next month?**

Please consider being  
a USPA Masterclass  
sponsor.  
Click [Here](#) for prices and  
perks.  
Click [Scott Beutlich](#) To  
Sign up!

**It is quicker and cheaper**  
**than you think.☺**

...and Thank You  
...and Thank You

Become a USPA member for only \$35 [JOIN HERE](#)

**Special Discounts for Active Military, Full-Time Students, 3-Year and Lifetime Memberships**

**USPA is a 501(c) (3), non-prof organization, founded in 1975 as US Radionics Congress.**

## Table of contents

<b>Section I - What's Happening SOON:</b> .....	<b>1</b>
FEBRUARY 18, 2023 1:00 PM CT USPA MASTERCLASS #38- "SACRED GEOMETRY" WITH JOHN A. ALLOCCA .....	1
<b>Section II - Sponsors' Spot</b> .....	<b>1</b>
AN ANONYMOUS USPA MEMBER .....	1
<b>Section III - USPA Free Masterclass #36</b> .....	<b>3</b>
"SACRED GEOMETRY" WITH JOHN A. ALLOCCA; FEBRUARY 18, 2023 1:00 PM CT .....	3
<b>Section IV - In Case You missed these:</b> .....	<b>4</b>
USPA MASTERCLASS #37- GLEN REIN AND ANNALIESE REID PRESENTED "REPROGRAMMING DNA" .....	4
THE BOARD OF DIRECTORS HAS HELD A VIRTUAL MEMBERSHIP MEETING JANUARY 17, 2023 .....	4
A RECORDING OF THIS MEETING IS ALSO AVAILABLE ON THE MEMBER'S TAB. IT IS NOT FOR SALE .....	4
<b>Section V - Great Lectures Scheduled in our Continuing Master class Series:</b> .....	<b>4</b>
<b>Section VI – Articles of Interest</b> .....	<b>5</b>
AL'S ALTERNATIVE ENERGY READING CORNER- DAVID ADAIR .....	5
DAN TAYLOR SHARES SOME NEW BOOKS ON THE SCENE: .....	5
DANIEL TAYLOR SHARED THE COMING OF THE MYSTICS AND SCIENTISTS CONFERENCE 2023 – THE HEALING POWER OF SOUND AND LIGHT .....	5
WATER RESEARCH BY GLEN REIN .....	6
DAN TAYLOR OFFERED THE ARTICLE "HAROLD BURR'S BIOFIELD: MEASURING THE ELECTROMAGNETICS OF LIFE" .....	8
ANDREW MICHROWSKI SHARED "THE STOCKHOLM DECLARATION ABOUT 'LIFE EMC'" BY OLLE JOHANSSON .....	12
SEEKING MILLIONAIRE SPONSOR .....	20
TO SPONSOR A MASTERCLASS, PLEASE CONTACT SCOTT BEUTLICH, SECRETARY/TREASURER HERE .....	20
<b>Section VII – Come to the Website – Visit the Ever-changing USPA Library</b> .....	<b>20</b>
THE LIBRARY LION: JOHN REED .....	20
DR. CLAUDE SWANSON FILES PRESERVED BY USPA .....	21
.....	<b>21</b>
<b>Section VIII - USPA Publications: Proceedings and Journals are Digitized and in USPA Shop!!</b> .....	<b>22</b>
THIS MONTH'S FEATURED PROCEEDINGS: 2000 .....	22
.....	<b>24</b>
<b>Section IX "Members Only" Perk: Over 140 Presentations For Free Online Viewing.</b> .....	<b>24</b>
ONE BIG ADVANTAGE TO BEING A MEMBER OF USPA IS THE MEMBERS ONLY PAGE OF OUR WEBSITE .....	24
THANKS TO OUR GROWING LIST OF MASTERCLASS SPONSORS! .....	25
<b>Section IX - The Basics</b> .....	<b>26</b>
<b>Section X - Our Donors</b> .....	<b>27</b>
<b>Section XI Classified Ad Section –</b> .....	<b>28</b>
<b>Section XII – J.G. Gallimore's Five Rare Books Are Now Available!</b> .....	<b>28</b>


### Section III - USPA Free Masterclass #36

**“Sacred Geometry” with John A. Allocca; February 18, 2023 1:00 pm CT**

[Click Here For Link](#) –to attend this Zoom Masterclass. After registering; you will receive a confirmation email with a link to join the Zoom meeting.

If you want to sponsor this masterclass, please [click here](#) or contact Scott at [uspsychotronics@yahoo.com](mailto:uspsychotronics@yahoo.com)

This will be John’s fourth contribution to the USPA Masterclass series. They are all available for viewing free of charge in our Member’s tab on our website at: <https://www.psychotronics.org/> or for purchase in our shop at: <https://www.psychotronics.org/product-category/uspa-master-classes-mp4/>



John’s lecture this time will cover the mathematical relationship of nature and our connection to it. Topics Covered will include:

- The Electromagnetic Spectrum
- Music and Nature
- Geometry
- The Flower of Life
- Biological Egg Fertilization and Reproduction
- Ancient Knowledge of the ‘Flower of Life’
- The Body and Sacred Geometry
- The Chakra Energy System

**Dr. Allocca** is a medical research scientist and biophysicist with over 40 years of experience. He is the internationally published author of "The Neurotransmitter Solution for Migraine, Depression, and more;" "Starship Diabetes;" "Ascension In The New Age"; and 59 other books and textbooks. Dr. Allocca developed a computerized biochemical analysis and nutritional plan software program (Orthomolecular Assessment and Reprogramming), and nutritional formulas for migraine prevention and other disorders. He also invented the Brainicity™ Brain Biofield Therapy system. His previous work includes a computerized neonatal diagnostic system, a method for measuring intracranial pressure and vascular compliance noninvasively, development of computerized medical diagnostic systems and rehabilitative instruments. His biography can be found in Who's Who in Science and Who's Who in the World.

He received a Doctor of Science (D.Sc.) degree in Biophysics from Pacific Western University, a Doctor of Philosophy (Ph.D.) degree in Clinical Nutrition from St. Martin University College of Health Science, a Master of Science degree in Bioengineering from NYU Polytechnic School of Engineering, and completed course work and dissertation for a Doctor of Philosophy in Physics at Columbia Pacific University.

Dr. Allocca worked as a medical research scientist for Allocca Biotechnology, LLC (migraine R&D), Andromeda Research, Inc. (noninvasive monitoring of intracranial pressure and nerve rehabilitation R&D), Mount Sinai Medical Center (pulmonary R&D), Long Island College Hospital, Albert Einstein College of Medicine (neurosurgery R&D), and Doll Research, Inc. (cardiovascular R&D) in connection with Columbia Presbyterian Medical Center.

Dr. Allocca is a full member of Sigma Xi, The Scientific Research Honor Society.

#### Section IV - In Case You missed these:

##### **USPA Masterclass #37- Glen Rein and Annaliese Reid Presented “Reprogramming DNA”**

**Part I:** was presented by Dr. Rein who reviewed the metabolic and biochemical changes associated with self – healing. The underlying energetic changes will also be discussed.

**Part II:** was Annaliese describing how she healed herself of a non-curable disease using Glen's methods.

##### **Learning objectives covered were:**

- The role of circadian rhythms of biochemicals during the self – healing process
- The resonance between our internal rhythms and those in nature
- The ability of the higher mind to shift our internal rhythms
- Understanding of the energetic nature of the mind

**Annaliese Reid** woke up one day with a deadly auto-immune disease that threatened her life. She discovered healing using intention, a seeming miracle yet can be achieved by anyone with a clear understanding of the protocol, based on the DNA research of Dr. Glen Rein.

**Dr. Rein** received his Ph.D. from the University of London in Bio (neuro) chemistry in 1983. In 1984 he became a professor at Mt. Sinai Hospital, where he researched Bio-electromagnetics. Beginning in 1987 he studied psychoneuroimmunology at Stanford University Medical Center. He is a Director of Quantum Biology Research Lab.

This masterclass and all others are available for viewing free of charge in our Member's tab on our website at: <https://www.psychotronics.org/> or for purchase in our shop at: <https://www.psychotronics.org/product-category/uspa-master-classes-mp4/>

**Members: View this and all Masterclasses FREE on USPA [Website](#), Members Tab**

**Non-Members: Buy the video in our [Shop](#) (Better Yet – see them all and [Become a member!](#))**

**The Board of Directors has held a virtual membership meeting January 17, 2023**

A recording of this meeting is also available on the member's tab. It is not for sale


#### Section V - Great Lectures Scheduled in our Continuing Master class Series:

- 2-18-2023 John Allocca “Sacred Geometry”
- 3-18-2023 Marc Seifer “Tesla”
- April (TBA) 5-7-2023 (Sunday - not Saturday) Michael Andron " Stories of Puharich and Woodrew"

**USPA welcomes suggestions for Masterclass Speakers!!  
Contact Scott [HERE](#)**

## Section VI – Articles of Interest

### AI's Alternative Energy Reading Corner- David Adair



#### AI's Alternative Energy Reading Corner

David Adair

Hi Readers,

David Adair gives a fantastic interview revealing some of his advanced technologies like magnetic fusion containment, Thorium nuclear reactor, super-fast healing in zero G.

Premiered Jun 25, 2021

David Adair in Manchester, UK: Awakening Expo Anniversary Triple - Feature Release  
Special: The Secret Life of an Astronaut, The Twelve Sites on the Moon Where NASA Told Us Not To Go To, and the Future of Space Fairing.

David Adair is an internationally recognized expert in space technology spinoff applications for industry and commercial use. At age 11 he built his first of hundreds of rockets which he designed, and test flew. At age 17 he won “The Most Outstanding in the Field of Engineering Services” award from the US Air Force. David describes the life of astronaut Neil Armstrong from a personal view as he was close friends with the Armstrong family, reveals some of the secrets behind the moon landing and those famous words as Neil stepped onto the lunar surface.

David also discloses some of the incredible technology utilized by space fairing agencies, and what we can expect in the future.

<https://www.youtube.com/watch?v=MIEesE8Juo8>

Happy Reading/ Viewing,  
AI Kacperski

#### Dan Taylor shares some new books on the scene:

Here are the new Steve Ross publications I mentioned at a recent board meeting, with descriptions:

- <https://www.lesscomplicated.net/store/p22/royal-rife-shattered.html>.
- <https://www.lesscomplicated.net/store/p24/rife-frequencies-mysterious-nemescope.html>

Steve also discusses them in these two short videos:

- [https://www.youtube.com/watch?v=EUBYOCICfgU&list=PLTNO0DJbU\\_cWiwyTeo2AIjb6s1hcWpkeW&index=7](https://www.youtube.com/watch?v=EUBYOCICfgU&list=PLTNO0DJbU_cWiwyTeo2AIjb6s1hcWpkeW&index=7)
- [https://www.youtube.com/watch?v=L-WF2zLi-K0&list=PLTNO0DJbU\\_cWiwyTeo2AIjb6s1hcWpkeW&index=8](https://www.youtube.com/watch?v=L-WF2zLi-K0&list=PLTNO0DJbU_cWiwyTeo2AIjb6s1hcWpkeW&index=8)

#### Daniel Taylor shared the coming of the Mystics and Scientists Conference 2023 – The Healing Power of Sound and Light

The Scientific & Medical Network is a 50 year old, London based educational charity. The online Conference Mystics and Scientists Conference on The Healing Power of Sound and Light promises a stellar international array of musicians, singers, mystics, scientists, healers and music thanatologists



(Thanatology is the science and study of death and dying from multiple perspectives: medical, physical, psychological, spiritual, ethical and more).

**One of USPA's well-known speakers, Glen Rein will be presenting!**

Other speakers will include Speakers: Peter Mark Adams, Phyllida Anam-Áire, Githa Ben-David, Chloë Goodchild, David Lorimer, Lars Muhl, John Stuart Reid, Therese Schroeder-Sheker, Anders Holte, and Cacina Meadu.

For more information, please go to <https://scientificandmedical.net/events/mystics-and-scientists-conference-2023/>



**WATER RESEARCH by Glen Rein**

Contemporary water science research has been pioneered by a group of scientists under the direction of Dr. Jerry Pollack. He has held international conferences in Eastern Europe for many years focusing on the anomalous properties of water from a chemical, biological and physical point of view.

Researchers in Eastern Europe are very advanced in their thinking about water. It started with the Italian quantum physicist, Emilio DelGiudice, who discovered that bulk water is not homogenous and is composed of discrete, localized and coherent regions which he called Quantum Domains. The water particles within these spherical domains all communicate with each other with a strong degree of order and coherence. These individual water molecules are in essence trapped within these cavities and when water is trapped like that, it exhibits unusual and even quantum properties.

The presence of Quantum Domains has been proposed to mediate a wide variety of anomalous properties of water including homeopathy, sensitivity to subtle energy, water memory and the ability of water to be imprinted with energetic sources.

The most relevant presentation at the International Water Conference was presented by a speaker who demonstrated a real effect of her positive emotional states broadcast radionically. “Radionic love” had a beneficial effect on people who were measured radionically for vitality levels. The study also measured the effects of radionically broadcast compassion as well as other positive and negative emotional states. In all cases, love had the largest effect on people. All radionic emotions were delivered to the body via consuming water imprinted with the emotion.

At the last water conference in 2019 a non-scientist was invited to speak. Veda Austin also used her mind to change water, but she did not require radionics. Veda has an uncanny psychic connection to water. Veda presented her photographs of water crystallization patterns obtained by a method very similar to that used by Dr. Emoto of Japan. In her case the practitioners (Veda and people she taught) didn’t project emotions into water like Emoto, but thoughts. The images obtained were not abstract geometric patterns like Emoto obtained, but pictures of recognizable objects. One clear picture of a bird was obtained by playing the song “Fly like an Eagle” to water. One fascinating thought-question she asked water was “Do you know me?” The image created was two letters, V and A – her initials. (See [vedaaustin.com](http://vedaaustin.com))

Another highlight from the conference is the research of Dr. B.P. Surinov from Russia who developed a novel way to transfer the essence of a drug into water or onto a CD disk without using Radionics. He used a laser to create an Information Copy of the original drug or herb. The ability of the Information Copy to reproduce the biological effects of dexone (an immuno-suppressive drug) and arbidol (an immuno-stimulating drug) was experimentally determined using mice and with a small clinical study.

The results were published in the International Journal of Unconventional Science. For the mouse study, the immune function was measured as the number of antibody forming cells in the spleen. Radiating the mice with X-rays reduced the immune activity by 50%. When the animals received the Information Copies and then the X-rays, the immune system only dropped by 20%. This partial recovery was similar to experiments Dan Taylor and Dr. Rein did in-vitro measuring the anti-oxidant activity of Vitamin C.

The essence of Vitamin C transferred to water radionically did have anti-oxidant activity, but it was not as strong as the chemical vitamin. For the clinical study, health was monitored using unconventional assays to measure their vegetative response as well as traditional blood tests including RBC sedimentation rates and leukocyte levels. Although the standard blood tests did not show improvements, the vegetative responses were statistically improved over the 4 weeks of the study and none of the treated subjects got sick (in contrast to untreated subjects which did get sick).

Dr. Rein’s own research in this field focused on the ability of scalar energy to imprint water. This must be distinguished from structuring water which requires the reorganization of individual water molecules. In contrast, imprinting of water involves the treatment of water with various energy sources, with the goal of informing the water about the properties of the energy fields (frequency, phase, polarity, etc). Dr. Rein was able to compare EM and scalar fields in terms of their ability to imprint water. He measured the electrical conductivity using one of the resonance frequencies of water, notable 42.8 kHz as discovered by Keeley.

The results indicate that EM and scalar energy both imprint water (scalar is a little stronger), but when used in combination the two are synergistic. Dr. Rein also was able to show that healers can affect water in a similar manner as scalar energies. However, the main difference between these 2 energies is the time frames involved. EM and scalar energies take 12 to 24 hours to imprint water, whereas healers with the right intention can imprint water in a manner of seconds.

## **Dan Taylor offered the article “Harold Burr's Biofield: Measuring The Electromagnetics of Life”**

Magazine Spring 2005 *Subtle Energies & Energy Medicine* • Volume 18 • Number 2 • Page 57

<https://www.innersource.net/em/images/downloads/Harold-Burr.pdf>

Ronald E. Matthews, M. S.

### **ABSTRACT**

In 1937, Harold Saxton Burr, Ph.D., a Professor of Anatomy at the Yale University School of Medicine, began a series of experiments that sought to measure and characterize the “bio-magnetic field” associated with living organisms. Burr steadfastly believed that life not only exhibited electromagnetic properties, but that these same properties were, in his words, “the organizing principle” that kept living tissue from falling into a chaotic state. He provided incontrovertible evidence for this belief both with sophisticated electrical measurements, and also by being the first person to demonstrate the extraordinarily significant hypothesis that the appearance of physical illness (cancer, in this case) occurs after a measurable change in the organism's electric field. This paper reviews Burr's electromagnetic measurements from the perspective of its author's background in electrical engineering. It provides an overview of the many technical challenges Burr had to overcome in making precise electrical measurements of biological systems using technology that is considered primitive by today's standards. The instruments that Burr devised are remarkable for their time, rivaling in their pioneering genius Burr's revolutionary contributions to the scientific understanding of the organizing principles animating all life.

Harold Burr, in 1937, set out to address four fundamental questions about the electromagnetics of living systems:

1. Do living organisms possess steady state (i.e., direct current) voltage levels?
2. Can these voltage levels be assessed in a manner that is free from the usual ambiguities of electrical measurement such as random variations in the electrical resistance and flow in the specimen being measured?
3. Are voltage level fluctuations random or are they related in such a way as to produce definable electrodynamic fields?
4. If such fields are present, are they merely by-products of biochemical processes, or do they exert an influence on those biochemical processes and on the patterns of organization found in living entities?

To put into perspective the challenges Burr confronted, it is first necessary to grasp the infinitesimal variations in voltage levels (physicists refer to these as potential differences) that must be measured to amply investigate the electromagnetic properties of living systems.

A wall outlet in North America produces an electro-motive force (voltage) of 110 volts. A flashlight battery produces 1.5 volts, or 1.36% of the voltage in the outlet.

The voltages Burr worked with were measured in microvolts. A microvolt is one one-millionth of a volt. If you took the voltage of the flashlight battery and divided it into 1 million parts of equal size, each one of those parts would be 1.5 microvolts. That is, 1 microvolt =  $1 \times 10^{-6}$  volts.

In brief, you would need an instrument far more sophisticated than any voltmeter available from Radio Shack to measure voltages this small.

So before Burr could even test his hypothesis that life exhibits electromagnetic properties, he had to first overcome the technical challenges of crafting an instrument sophisticated enough to do the job. In addition to needing to measure extremely weak voltage fluctuations, another technical challenge was for Burr to measure the voltages of his specimens with as little effect on them as possible.

A voltmeter measures a voltage by drawing a small amount of electrical current from the sample being tested. As the current flows through the meter, it records the corresponding voltage. While this is



fine if the test sample is made of mechanical or electronic components, it becomes highly problematic if the sample being studied is a salamander egg. Burr had to measure voltages in the microvolt range without drawing any appreciable current from the sample.

If this measurement drew current from the salamander egg, it could alter the very voltages he was trying to measure or even destroy the egg.

The only way to accomplish all of this was to contrive a volt-meter that had extremely high electrical resistance. Whenever a connection is made to a voltage source (whether it is a battery or a salamander egg), a current is going to flow from the voltage source through the connection, and in this case, to the meter. The amount of current that flows is directly proportional to the voltage level but inversely proportional to the resistance of the connection. The greater the resistance of the connection, the smaller the current flow.<sup>3</sup>

In Burr's apparatus, the greater the electrical resistance of the meter, the less current flow the meter draws from the sample. Making the resistance of the meter on the order of 100 megohms would mean that a current of one 100 millionths of an ampere would cause the meter to register one volt.<sup>4</sup> Burr's meter drew on the order of  $1 \times 10^{-12}$  ampere, or one-trillionth of an ampere from the specimen being measured.

While this amount was small enough to not harm the egg or distort the reading, it raised yet another challenge. Meters this sensitive are notoriously unstable. The meter will tend to react to any voltage it senses at its input terminal; not just the voltages that are meant to be measured. An extremely stable meter was needed that would only respond to voltages that were intentionally measured.

**THE BURR-LANE VACUUM TUBE MICROVOLTMETER** At the time Burr was setting out to make his measurements, the transistor hadn't yet been invented, but its predecessor, the vacuum tube, was available. Transistors are solid state devices that can be used for amplification, switching, voltage regulation and countless other applications. Despite its larger size, the vacuum tube could perform the same functions as the modern transistor. Burr and his colleagues connected a pair of vacuum tubes in an electrical circuit in such a way that any voltage presented to the input side of the tubes would result in a resistance change on the output side of the tubes. This resistance change was directly proportional to the measured voltage and was recorded on an analog meter. Configuring the electronic circuit in this manner allowed for a highly stable instrument (it would repeatedly give the same reading under the same conditions) with a measurement sensitivity of 10 microvolts/millimeter (for every ten microvolts presented to the input terminals, the analog meter needle would deflect one millimeter).

To position the salamander eggs for the voltmeter reading, Burr suspended them in a saline solution. But this introduced yet another problem. If two different materials are brought into contact with each other, a very small voltage (several hundred microvolts) develops at their junction due to the difference in their atomic structure, a property of dissimilar materials known as galvanic action. Since Burr's voltmeter would respond to a voltage difference of this magnitude, it would skew any measurements made on the actual specimen. To work around this complication, Burr and his colleagues crafted a custom set of measuring electrodes that minimized the galvanic action between the probe and the saline.

To create such a probe, a silver/silver chloride electrode was formed by chemically depositing silver nitrate and sodium hydroxide on a platinum wire. The result was an electrode that exhibited less than 20 microvolts potential difference (voltage developed due to the galvanic action) between the electrodes and the saline solution in which the specimen is suspended. This galvanic voltage was easily compensated for in the calibration of the meter. **THE FABLED SALAMANDER EGG MEASUREMENTS** Once Burr had succeeded in creating a viable apparatus for recording the microvolt voltage levels to test his hypotheses; he needed a suitable specimen for taking the measurements. He chose the salamander because it is "easily obtained and can be observed from the

egg stage up to adult form; and the changes in the form as it grows and develops can be observed and described with great accuracy.”<sup>5</sup> The first measurement Burr made was on an unfertilized salamander egg. He noted that, indeed, there were several points of differing voltage around the equator of the egg relative to the vegetal or south pole of the egg. In fact, there was one point in particular that had a higher voltage than all of the others. Further, as he moved the electrodes towards the egg he noted an increasing voltage at distances of up to ½mm away from the surface and increasing in voltage until the electrode made contact with the egg’s surface. This would seem to indicate that the source of the voltage was from the egg itself; either inside the egg, or in the cell membrane.

However, he wanted to be absolutely sure that the voltage was coming from the salamander egg and not from some artifact of the test set up. To do this, he set the pipette containing the egg and the saline solution on a rotating disc whose rotational rate was controlled by a motor. Holding the probes near the egg atop the spinning disc he recorded a sinusoidal voltage waveform whose period was the same as the rotational rate of the motorized disc. He then removed the salamander egg from the pipette and repeated the measurement on a pipette containing only the saline solution and sitting atop the rotating disc. The result: flatline—no voltage recorded.

To further prove that it was the egg that was creating the voltage and not any part of the apparatus, he crafted what he referred to as a “robot” that was simply a tiny piece of copper wire dabbled with solder on each end. The dissimilarity between the solder and the copper, he reasoned, would produce a voltage analogous to that measured from the egg. He introduced his micro-robot into the saline-filled pipette and repeated his measurement with the rotating disc. The result was a sine wave voltage of the same frequency but with a slightly different voltage magnitude, as one would expect. Removing the robot from the pipette and repeating the measurement once again yielded zero voltage measurement.

Another very interesting discovery was made in comparing the voltage of the robot with that of the egg. Over time, the voltage of the robot dropped to zero. This would stand to reason when you consider that, once the galvanic action between the copper and the solder has depleted the charge across the junctions of the dissimilar metals, there is no longer a voltage difference. The egg on the other hand, exhibited a steadily increasing voltage after it was fertilized and throughout the development of the embryo. This would seem to imply that the process of developing life and an increasing electric field proximal to the living organism are somehow intimately linked.

Returning to the voltage differences on the unfertilized egg, Burr noted that there was one particular point on the equator of the egg that had a higher voltage than all of the other measured points, and another point 180 degrees along the equator that exhibited a minimum voltage. Using micro-surgical instruments he marked the point of maximum voltage on the egg’s surface with a dot of Nile blue sulphate and then fertilized the egg. As the embryo developed, the location of the point of maximum voltage never changed but proved to be coincident with the location of the salamander’s head. The lowest voltage location developed into the salamander’s tail. The amazing conclusion that Burr drew was that the maximum voltage location in the unfertilized egg was a blueprint for the alignment of the fully developed salamander’s nervous system! This measurement was repeated with a control group of about 100 salamander eggs, all with the same result. Burr then repeated this experiment on a control group of frogs’ eggs and on the extracted chick embryo; all with the same results. <sup>5,6</sup> The location of maximum voltage seemed to dictate the alignment of the grown specimen’s nervous system (head and tail).

So, it appeared that Burr now had his evidence of an organizing field that accompanied the normal growth of embryos. Now he could explore the implications of his discovery

### **BIO-ELECTRIC PROPER- TIES OF CANCER**

Burr reasoned that, since normal biologic growth and development was accompanied by a bio-electric field that appeared antecedent to the beginning of development (i.e. before the salamander eggs

and frog eggs were fertilized), abnormal growth would likely be preceded by the appearance of an abnormal bioelectric signature.

To test this new hypothesis, Burr and his colleagues “initiated a series of studies designed to investigate the bio-electric properties of an organism before, during, and after the onset of cancer.” The animals chosen for this study were from two different genetic strains of mice. As Burr explains: “Each strain has been inbred for many generations so that the genetic constitution of each animal is as nearly like that of others of the same strain as is possible. One strain was bred for relative immunity to adenocarcinoma of the mammary gland (breast cancer). The second strain has been inbred so that approximately 90 per cent of the population of breeding females acquires mammary cancer during their normal lives.”<sup>7</sup> Thirty-nine mice from each strain were used in this experiment.

Briefly, starting at the age of 150 days and continuing until the end of the mouse’s life, Burr made measurements on each of the mice every two weeks. At the 150-day point, all of the mice used in the experiment were free of cancer. Using the microvoltmeter described above, voltages were measured between:

1. the center of the lower part of the sternum (xiphoid) and the joining point of the two pubic bones (symphysis) for an axial voltage
2. 2. across the groins
3. 3. across the chest
4. 4. the xiphoid and each groin
5. 5. the xiphoid and each side of the chest

Thus, the body was roughly triangulated.

For the cancer-susceptible mice in which cancer appeared before the 260th day, the voltage across the chest of the mouse increased by several thousand microvolts between ten days and two weeks in advance of the malignant tumor being detected by palpation.

Based on these findings (drawn from more than 10,000 measurements), Burr concluded the appearance of abnormal tissue in the organism was preceded by an abnormal distribution of voltages in the affected area of the body relative to the voltage distribution found in mice that exhibited no palpable cancer.

Burr made hundreds of other studies of the bio-electric field as it relates to normal and abnormal processes in living organisms. These studies include, but are by no means limited to

- voltage fluctuations antecedent to ovulation in rabbits, Rhesus Monkeys and humans
- bio-electric concomitants of growth and differentiation in the healing of wounds of guinea-

pigs and of humans

- the effect of drugs on the electrical potentials in rats
- correlation between the integrity of the peripheral somatic nervous system and voltage

differences measured on the surface of the arm or leg of a human

- detection of malignancy of the human female genital tract.

### **SUMMARY**

Burr was able to demonstrate an accurate, stable, and repeatable technique for measuring the microvolt levels of living organisms. Using this technique he was able to verify his hypothesis of the existence of a bio-electric field that appeared to accompany, or even precede an organism’s biochemistry and patterns of organization. He then extrapolated his hypothesis of the organizing nature of the bio-electric field to the development of cancer in mice. He demonstrated that malignancy was accompanied by a bio-electric voltage that was aberrant relative to the voltage exhibited in specimens known to be cancer-free.

Burr’s pioneering work is frequently cited by scientists as well as practitioners who are concerned with the role of energy and energy fields in healing, a specialty that has come to be known as energy medicine. 8 But because Burr’s original papers, from the 1930’s and ‘40’s, are not readily

available, many of his admirers are not fully aware of the rigorous technical challenges he overcame or the absolute genius of his contributions. . This paper has attempted to provide a glimpse into both.

CORRESPONDENCE: Ronald E. Matthews, M.S. • ron@vitalforcehealing • 197M Boston Post Rd W, #341, Marlborough, MA 01752

ACKNOWLEDGEMENTS: Special thanks to David Feinstein, Ph.D., for his close collaboration in the conception and development of this paper, Jeffrey K. Harris, M.D. and Douglas J. Moore, Ph.D. for their helpful comments and suggestions. The author also gratefully acknowledges Diane P. Burke, M.A., for her loving encouragement and invaluable editorial guidance.

#### REFERENCES & NOTES

1. H.S. Burr, C.T. Lane & L.F. Nims, A Vacuum Tube Microvoltmeter for the Measurement of Bioelectric Phenomena. Yale Journal of Biology & Medicine 10 (1936), pp. 65-76.

2. While the outlet produces AC or alternating current voltage and a battery produces DC or direct current voltage, the comparisons here are of magnitudes only, to give an idea of the scales involved.

3. Think of a hose. Electrical quantities of voltage, current, and resistance are analogous to pressure, water flow rate, and resistance moving through the hose. The amount of pressure used to drive the water through the hose is analogous to voltage; the rate at which water flows through the hose is analogous to current; and the resistance of the nozzle to the water flow is analogous to electrical resistance.

4. An ohm is a measure of electrical resistance, the propensity of an electrical circuit to resist, or impede, the flow of current. A simple electrical circuit carrying a current of one ampere and being impressed with a voltage of one volt is said to have a resistance of one ohm. A megohm is one-million ohms.

5. H.S. Burr, The Fields Of Life (Ballantine, New York, 1972).

6. H.S. Burr & C.I. Hovland, Bio-Electric Potential Gradients in the Chick, Yale Journal Of Biology & Medicine 9 (1937), pp. 247-258.

7. H.S. Burr, G.M Smith & L.C. Strong, Bioelectric Properties of Cancer-Resistant and Cancer-Susceptible Mice, American Journal of Cancer 32 (1938), pp. 240-248.

8. D. Feinstein & D. Eden, Six Pillars of Energy Medicine: Clinical Strengths of a Complementary Paradigm, Alternative Therapies, 14, 1 (Jan/Feb 2008)

**Andrew Michrowski Shared “The Stockholm Declaration about ‘Life EMC’” by Olle Johansson**

[Original article can be found here: [https://safetechinternational.org/wp-content/uploads/2022/05/Johansson-O-Bee-Culture-Magazine-2022.pdf?fbclid=IwAR2y923ejMTHOYUAN7hiZxstvBmNn3OTggAK3CmfJnu9az\\_mrsQ0YwpyRg0](https://safetechinternational.org/wp-content/uploads/2022/05/Johansson-O-Bee-Culture-Magazine-2022.pdf?fbclid=IwAR2y923ejMTHOYUAN7hiZxstvBmNn3OTggAK3CmfJnu9az_mrsQ0YwpyRg0)

All around the world dramatic reductions in pollinating insect populations are noted, for instance in Germany, in 2017, where more than 75% of them were reported just gone, and recently the media have reported a more than 90% reduction of the bumblebee populations in the USA (2021). Many beekeepers can also witness similar decreases in honey bee populations as well as in other insect groups, and so can the ordinary citizens.

I am particularly concerned about this problem, and I already have a number of papers dealing with the impact of artificial electromagnetic fields (EMFs) from wireless communication such as cell phones, WiFi systems, tablets, baby alarms, smart meters, laptops and more, especially on honey bees (see e.g. Johansson O, “To bee, or not to bee, that is the five “G” question,” Newsvoice. se 28/5, 2019, <https://newsvoice.se/2019/05/5g-question-olle-johansson/>). I also know that other areas around the world have reported extensive bee colony collapses, and my strong effort now is to seek ways to conserve, protect and enhance our pollinators, wherever they reside, and thus conserve, protect and

enhance ourselves, and our coming generations. If we do not engage, then we certainly may head towards a moment in history where future generations - if any - will ask us “Why didn’t you react and act?”

Against the above, I am trying hard - together with the various collaborating teams - to set various projects into motion, and especially regarding the “NO BEES = NO FOOD = NO CHILDREN” one. Remember this: “*While governments have authority, the people have the power. Change can be caused if this power is used.*” Brett Dolter (Saskatchewan Opinion). Maybe this people’s power – aka you! - is more needed than ever, especially since when my collaborator Robert Ferm and myself, already on October 19, 2021, wrote to the U.S. Fish and Wildlife Service, 5275 Leesburg Pike, Falls Church, VA 22041-3803, USA, attention: Louise Clemency, Chicago Ecological Services Field Office, about the American bumblebee situation *versus* impacts of artificial electromagnetic fields (EMFs), we didn't receive any reply at all.

Currently, as we all know, a lot of things are going on which impact insects... pesticides, deforestation, insecticides, air pollution... as well as consecutive effects such as strong, or very strong, reductions of other species dependent on insects, like birds ([https://www.theguardian.com/environment/2021/nov/16/house-sparrow-population-in-europe-drops-by-247m?utm\\_term=6195156f0b3481e9556e75f3232f7af5&utm\\_campaign=ThisIsEurope&utm\\_source=esp&utm\\_medium=Email&CMP=thisiseurope\\_email](https://www.theguardian.com/environment/2021/nov/16/house-sparrow-population-in-europe-drops-by-247m?utm_term=6195156f0b3481e9556e75f3232f7af5&utm_campaign=ThisIsEurope&utm_source=esp&utm_medium=Email&CMP=thisiseurope_email)). I therefore hereby will present an idea, a declaration, to help life on the planet.

### **Artificial electromagnetic fields**

Pulsed, modulated, polarized, non-ionizing artificial electromagnetic fields, at various frequencies, including high-frequency radio and microwaves as well as extremely low-frequency electric and magnetic fields, at colossal exposure levels compared to natural background fields and signals, are present in the current, modern environment where there are technology actively emitting this kind of radiation and these kinds of fields and signals. We use them for our radio and TV transmissions bringing news, weather, debate, and entertainment to our homes; for powerlines distributing electricity to workplaces and homes; for cell phone systems, wireless Internet (WiFi), wireless tablets, laptops, baby alarms, smart meters, electric cars, autonomous robots and vehicles, toys, surveillance, social credit point identification, and many more everyday installations in our modern society. The big question today is if chronic, localized and/or whole-body exposure to such artificial electromagnetic fields from different kinds of sources are safe for humans and all other biology on planet Earth. This is the question having put increasing weight on my science table for the last decades.

### *“Technical EMC” – “Human EMC” – “Life EMC”*

Thanks to strong regulations and laws, different gadgets are not allowed to interact with each other, thus jeopardizing each other’s technical functions. To secure the electromagnetic robustness for this kind of adverse effects, and shielding off interference and/or disturbances, as well as geomagnetic storms, different technologies are tested for so-called “*Technical EMC*” (ElectroMagnetic Compatibility) demands. Many years ago, in a commentary in the Swedish magazine “Nytt Teknik” (“Människan är lika känslig som maskinen” (“The human is as sensitive as the machine,” in Swedish), no. 4, 1997), I launched the idea and new demand that since we protect all our various equipment from radiation interference and damage, we also have to do the same with our own health. In that commentary in “Nytt Teknik,” I introduced the concept of “*Human EMC*.” Now I take it one step further and point to the need to establish stringent, law-abiding, hygienic absolute safety exposure standards for all life on the planet: “*Life EMC*.”

Technical EMC regulations do not only protect equipment from serious damage but also from electromagnetic disturbances of various types, the latter interfering with the intended functionality, like unwanted background noise during a radio broadcast session, or securing correct altimeter performance of a passenger airliner (<https://www.bloomberg.com/news/articles/2021-11-04/carriers->



delay-rollout-of-5g-one-month-due-to-aviation-concerns). The same goes with “*Life EMC*.” it should not only protect life on this planet from serious damage and 57 death but also from any form of disturbance, including physiological, genetic, behavioural, functional, and/ or anatomic. We, as human beings, do not have any God-given right to disturb the life of other species, and it is becoming overwhelmingly obvious humans already are! I say as Greta Thunberg: “blah, blah, blah” when it comes to real action from our rulers to restore and protect life on this planet.

Greta Thunberg has excoriated global leaders over their promises to address the climate emergency, dismissing them as “blah, blah, blahers.” Thunberg, who recently inspired the global Fridays for Future movement, said that hopes and dreams drown in “empty words and promises” and asked where 30 years of “blah, blah, blah” have led us. *Now I, the author, ask the same when it comes to adverse health and biological effects of artificial electromagnetic fields from all our gadgets, installations and toys. Where is the reaction and Precautionary Principle resulting in real action?! After the recent COP26 in Glasgow ... where are the real good cops?!*

### **Human health effects**

For many years, I have been studying the health and biological effects of wireless gadgets, such as cell phones, WiFi systems, tablets, baby alarms, smart meters, laptops, and similar. Wireless communication is now being implemented in our daily life in a very fast way. At the same time, it is becoming more and more obvious that exposure to electromagnetic fields may result in highly unwanted health and biological effects. This has been demonstrated in a very large number of studies and includes cellular DNA damage (which may lead to the initiation of cancer as well as unwanted mutations that carry down generations of humans, other animals, plants, fungi, bacteria and/or viruses), disruptions and alterations of cellular functions like increases in intracellular stimulatory pathways and calcium handling, disruption of tissue structures like the blood-brain barrier (which may allow toxins to enter the brain), impact on the vessel and immune functions and loss of fertility. It should be noted that we are not the only species in jeopardy; practically all animals, plants, fungi, and bacteria may be at stake. For the latter, Taheri *et al.* (2017; cf. Johansson O, “Bacteria, mobile phones & WiFi - a deadly combination?,” *Nya Dagbladet* 31/5, 2017, <https://nyadagbladet.se/debatt/bacteria-mobile-phones-wifi-deadly-combination/>) have demonstrated that the exposure to 900 MHz GSM mobile phone radiation (aka “The 2<sup>nd</sup> Generation Mobile Telephony” or “2G”) and to 2.4 GHz radiofrequency radiation emitted from common Wi-Fi routers, respectively, made *Listeria monocytogenes* and *Escherichia coli* bacteria resistant to different antibiotics. To say this finding is “scary” is a classical English understatement, especially against the everyday clinical situation witnessed every day by health workers around the planet, and against the statement of the World Health Organization (WHO), and others, that antibiotic resistance in health care is a bigger problem than the recent pandemic (for instance, see <https://www.plymouth.ac.uk/news/pr-opinion/a-threat-greater-than-covid-why-we-should-be-paying-more-attention-to-antimicrobial-resistance>).

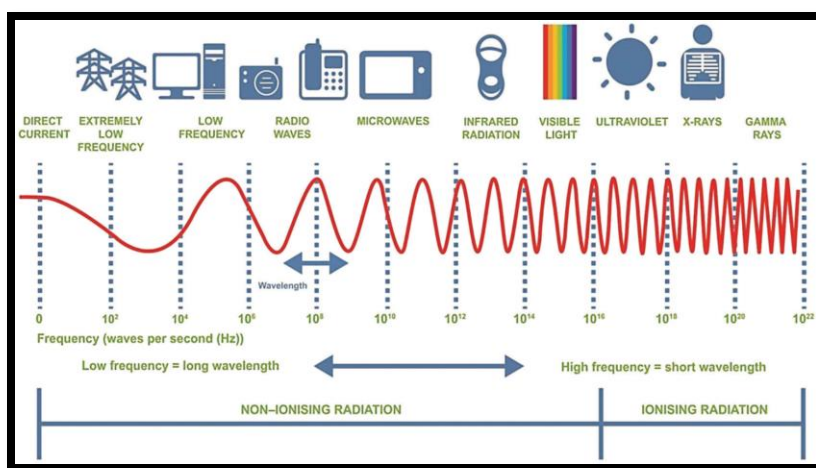
Because the effects are reproducibly observed and links to pathology can not be excluded, the Precautionary Principle should be in force in the implementation of these new technologies within the society. Therefore, policymakers immediately should strictly control exposure by defining biologically-based maximal exposure guidelines also taking into account long-term, non-thermal effects, and including especially vulnerable groups, such as the elderly, the ill, the genetically and/or immunologically challenged, children and fetuses and persons with the functional impairment electrohypersensitivity (which in Sweden is a group of persons with a fully recognized functional impairment, and therefore it receives an annual governmental disability subsidy). To this, all other lifeforms on the planet must now be added.

However, at the same time it is of crucial importance to always relate to observations in real life. I have, together with a colleague, for a long time, studied the public human health records and registers of the Swedish Cancer Foundation, the Swedish National Board of Health and Welfare, the Public

Health Agency of Sweden, and the Statistics Sweden, and from them I see no signs of statistically significant incidence increases - at the general public level - during the last 40 years in those human illnesses traditionally attributed to cell phone exposure, and similar, that in any way correlates with the introduction of various communicative techniques. So you might say that reality can not yet replicate the laboratory experimental studies, something that I personally enjoy to the fullest, it certainly makes me very happy not having to witness a number of extra patients and extra grieving relatives. (Of course, this does not rule out an effect only seen at the individual level, and under special circumstances, but it has not yet been proven beyond doubt.) However, if we go back to the mid-1950s, and relate to our current times, there is a possible correlation between the introduction of chronic exposure from FM radio broadcast radiation and malignant melanoma as investigated by Johansson O and Hallberg Ö (see e.g. “Malignant melanoma of the skin – not a sunshine story!” Med Sci Monit 2004;10: CR336-340, and “FM broadcasting exposure time and malignant melanoma incidence,” Electromag Biol Med 2005; 24: 1-8), and currently a lot of firm attention – and rightfully so – is focused on worries around human fertility as visualized in the form of human sperm cell count and quality, both the latter showing a dramatic deterioration around the planet.

### Biological effects

The situation is, however, very different when you look out into the life for other species, such as insects, particularly pollinators like honey bees and bumblebees, bacteria and plants. So even if we do not get a brain tumour from our cell phones and wireless tablets, smart meters and baby alarms, we still will, as a species, be under an enormous threat, and a threat that may lead us to realize it is too late to respond to the early warnings sounded decades ago by me and others.



The world has lost two-thirds of its wildlife in the last 50 years, and according to Nathan Rott, in a recent article (<https://www.npr.org/2020/09/10/911500907/the-world-lost-two-thirds-of-its-wildlife-in-50-years-we-are-to-blame>; NPR Radio Station, September 10, 2020), and many, many others, we are to blame. The “Holocene extinction,” otherwise referred to as the “sixth mass extinction” or “Anthropocene extinction,” is an ongoing extinction event of species during the present Holocene epoch (more recently called Anthropocene) as a result of human activity ([https://en.wikipedia.org/wiki/Holocene\\_extinction](https://en.wikipedia.org/wiki/Holocene_extinction)). We, the humans, have used insecticides to save us and our crops for decades... maybe now it is time for a humanicide to save the insects from us, of course not killing us but at least holding us back from destroying the insects’ life and living space? And an additional Nüremberg Code to protect the animal, plant, and bacteria rights? (Of course, this does not apply to all of humanity, and not single-eyed to “human nature” itself. The failings (short-sightedness, greed, lust for power, etc.) of the corporate and banking elites & of our politicians over the past century, or more, can not be blamed on everyone, but now we must all take firm action.)

More and more persons are now asking how can we halt this extinction crisis ([https://www.biologicaldiversity.org/programs/biodiversity/elements\\_of\\_biodiversity/extinction\\_crisis/](https://www.biologicaldiversity.org/programs/biodiversity/elements_of_biodiversity/extinction_crisis/)). So the \$64,000 question is if any of this is caused by chronic or intermittent artificial electromagnetic fields, and my working hypothesis is that, yes, they may be part of this sixth

mass extinction, especially when we look at pollinators – like honey bees - and other similar insects, as well as some other core species upholding the whole insect community.

So, in essence, science is providing ever more convincing evidence that the radiation emitted by our wireless telecommunications systems can affect biological systems including wildlife as well as – further up the food and environmental chains – humans, pets and livestock. These biological effects are normally acting even at very low exposure levels far below our current public exposure guidelines.

**All living beings are electro sensitive, also our microbiome!**

Life on this planet, including us humans, is based on a very complex biochemistry and highly intricate electromagnetic forces and signals, thus life may easily be at risk from the chronic exposure to artificial electromagnetic fields and radiation from modern, every day present, technologies. And given the extraordinary electromagnetic sensitivity of living systems, it is not a surprise that they can be affected even at lower exposure levels, especially if the exposure is ubiquitous and prolonged. And the exposure levels, as you know, are not “low” - compared to the natural background of such frequencies the man-made ones come at colossal, astronomical, biblical levels; just the current 3G systems are allowed at a maximal exposure level of 1,000,000,000,000,000,000 times the natural background! Does that sound reasonable and safe to you?

As indicated above, all biology on earth, including humans, have a symbiotic microbiome, which in turn has electromagnetic properties. This microbiome functions as a cellular ‘organ’ system, i.e. the population of one species of the microbiome acts as an ‘organ’ of its own. Some of the functions of this ‘organ’ system(s) are;

- Assisting in digesting food
- Regulating the immune system
- Regulating neurotransmitters
- Regulating hormones
- Protecting against pathogenic bacteria
- Producing vitamins
- Producing antioxidants
- Producing molecules for information exchange
- Cleaning up diseased and dead cells in the body

Hence if chronic exposure from multiple artificial electromagnetic field sources harms any of the species populations of the microbiome organ system, the health of its host is at risk.

Our current recommended safety guidelines for electromagnetic fields and signals are only for acute exposure causing heating of ‘body tissue’ of a fluid-filled plastic doll (thermal effect) from one single event and do not consider chronic exposure from multiple sources resulting in adverse non-thermal biological effects. Therefore, I hereby strongly recommend the Precautionary Principle and that “*Life EMC*” testing should be applied for all and any electromagnetic field/ radiation technology interacting with humans and all other biology on Earth.

Very recently, an amazing scientific paper in the journal *Reviews on Environmental Health*, was formally published as a three-part review that examines effects of non-ionizing electromagnetic fields, including wireless radiation from cell towers and extremely low-frequency electromagnetic fields from power lines, on flora and fauna. This 150-page tome (plus supplements, and more than 1,200 references) is written by B. Blake Levitt, an award-winning journalist and free-lance journalist for the New York Times, Henry Lai, Professor Emeritus at the University of Washington and Albert Manville, a retired branch manager and senior wildlife biologist in the Division of Migratory Bird Management at the U.S. Fish and Wildlife Service, and an adjunct professor and lecturer for more than two decades at Johns Hopkins University where he has taught field classes in ecology, conservation biology and wildlife management.

The authors point out that ambient levels of electromagnetic fields have risen sharply in the last 80 years, creating a novel energetic exposure that previously did not exist. Most recent decades have seen exponential increases in nearly all environments, including rural/ remote areas and lower atmospheric regions. Because of unique physiologies, some species of flora and fauna are sensitive to exogenous electromagnetic fields in ways that may surpass human reactivity. Biological effects have been seen broadly across all taxa and frequencies at vanishingly low intensities comparable to today's ambient exposures. Broad wildlife effects have been seen on orientation and migration, food finding, reproduction, mating, nest and den building, territorial maintenance and defense and longevity and survivorship. In addition, cytotoxic and genotoxic effects have been observed. Plants and animals are not being protected from this damage as there are no standards pertaining to wildlife. The above issues are explored in three consecutive parts by Levitt and coworkers: Part 1 focuses on today's ambient electromagnetic fields' capabilities to adversely affect wildlife, with more urgency regarding 5G technologies; Part 2 explores natural and man-made fields, animal magnetoreception mechanisms and pertinent studies to all wildlife kingdoms; and Part 3 examines current exposure standards, applicable laws and future directions.

Levitt BB, Lai HC, Manville AM, "Effects of non-ionizing electromagnetic fields on flora and fauna, Part 1. Rising ambient EMF levels in the environment," *Rev Environ Health* 2021, May 27. doi: 10.1515/reveh-2021-0026. Epub ahead of print.

Levitt BB, Lai HC, Manville AM, "Effects of non-ionizing electromagnetic fields on flora and fauna, Part 2 impacts: how species interact with natural and man-made EMF," *Rev Environ Health* 2021, Jul 8. doi: 10.1515/reveh-2021-0050. Epub ahead of print.

Levitt BB, Lai HC, Manville AM, "Effects of non-ionizing electromagnetic fields on flora and fauna, Part 3. Exposure standards, public policy, laws, and future directions," *Rev Environ Health* 2021, Sep 27. doi: 10.1515/reveh-2021-0083. Epub ahead of print.

Furthermore, in a recent paper by Lupi *et al.* ("Combined effects of pesticides and electromagnetic-fields on honeybees: multi-stress exposure," *Insects* 2021; 12, 716. doi: org/10.3390/insects12080716) they conclude "After one year of monitoring, a complex picture of several induced effects was present, especially in the multi-stress site, such as disease appearance (American foulbrood), higher mortality in the underbaskets (common to pesticide stress site), behavioral alterations (queen changes, excess of both drone-brood deposition and honey storage) and biochemical anomalies (higher alkaline phosphatase activity at the end of the season). The multi-stress site showed the worst health condition of the bee colonies, with only one alive at the end of the experimentation out of the four ones present at the beginning." Again, as pointed out many times over the years, the need for further investigation as well as replications is eminent, as is the introduction of the Precautionary Principle and "*Life EMC*" accreditation.

In no way am I naive, there are – of course – a number of other confounding culprits, and very much interest is already being paid to them. One of these is climate change, and in a recent paper by Soroye *et al.* ("Climate change contributes to widespread declines among bumble bees across continents," *Science* 2020; 367, 685-688. DOI: 10.1126/science.aax8591) it is pointed out that "One aspect of climate change is an increasing number of days with extreme heat." Soroye *et al.* analyzed a large dataset of bumble bee occurrences across North America and Europe and found that an increasing frequency of unusually hot days is increasing local extinction rates, reducing colonization and site occupancy, and decreasing species richness within a region, independent of land-use change or condition. As average temperatures continue to rise, bumblebees may be faced with an untenable increase in frequency of extreme temperatures. We, thus, get interesting combinatorial effects of climate change + chronic exposure to artificial electromagnetic fields + pesticides/insecticides, and how they affect bumblebees and other pollinators. Maybe yet a research project of immediate importance for the bumblebees? And equally so for us, mankind?

While pesticides have long been blamed for the decline in pollinators, a study published in Proceedings of the Royal Society B (Cohen H *et al.*, “Mass-flowering monoculture attracts bees, amplifying parasite prevalence,” October 13, 2021, <https://doi.org/10.1098/rspb.2021.1369>) has found that the mass-flowering of single plant species is increasing the prevalence of bee populations infected with parasites. If you add to this chronic exposure to electromagnetic fields which will harm the pollinators’ immune defense the negative impact of monocultures may be seriously amplified.

With all of this in mind, to me as a scientist, it is becoming more and more obvious that we, the humans, actually often don’t have a clue any longer about what we are doing... money, profit & greed rule, but not common sense, and not the Precautionary Principle or “Life EMC” accreditation. Global commercial companies have lobbyists talking for them at ICNIRP (the International Commission on Non-Ionizing Radiation Protection), FCC (the Federal Communications Commission), and IEEE (the Institute of Electrical and Electronics Engineers), within the EU, the UN, the WHO, in Washington, D.C., Geneva, New York, Stockholm, Paris, Rio de Janeiro and elsewhere, but how many powerful lobbyists do the bumblebees, the honey bees and all other pollinators have?

#### **My own studies... and the future**

The above papers rhyme very well with my own co-authored or authored publications from the last decade, like:

Cammaerts M-C, Johansson O, “Ants can be used as bio-indicators to reveal biological effects of electromagnetic waves from some wireless apparatus,” *Electromag Biol Med* 2013; early online: 1-7. DOI: 10.3109/15368378.2013.817336

Cammaerts MC, Johansson O, “Effect of man-made electromagnetic fields on common *Brassicaceae Lepidium sativum* (cress d’Alinois) seed germination: a preliminary replication study,” *Phyton, International Journal of Experimental Botany* 2015; 84: 132-137

Johansson O, “To bee, or not to bee, that is the five “G” question,” *Newsvoice.se* 28/5, 2019 <https://newsvoice.se/2019/05/5g-question-olle-johansson/>

Favre D, Johansson O, “Does enhanced electromagnetic radiation disturb honeybees’ behaviour? Observations during New Year’s Eve 2019,” *Internat J Research -GRANTHAALAYAH* 2020; 8: 7-14

Based on these papers, and on the above triplet of reviews by Levitt *et al.*, and on many other publications by my eminent peers, I hereby repeat: It is high time to recognize ambient electromagnetic fields as a form of harmful pollution, not so novel any longer but present for decades, and finally develop laws at regulatory agencies that designate the environment as a whole, including the airways, land and sea, as ‘habitat’ for all species, as well as for humans, so electromagnetic fields and signals can be formally and legally regulated like other pollutants. Wildlife loss is often unseen and undocumented until tipping points are reached, and – as many times stressed by me – could lead to catastrophic outcomes. Long-term, chronic, low-level electromagnetic fields exposure standards, which do not now exist, should be set accordingly for wildlife, and environmental laws should be strictly and firmly enforced.

The now applicable limit values for artificial electromagnetic fields are only technical as to their nature, thus no connection to the biological and medical reality exists at all. This in turn means that existing limit values from ICNIRP or FCC (or any other official authority or body) cannot be used as a regulatory tool by authorities to protect people or nature from loss of wellbeing, from disturbances, ill health, damages, or from death.

Actually, the whole debate is upside down. Many persons and organizations call for dangerously high values which really only relate to a randomly set technical limit value used by the official authorities around the world as an adaptation to political/industrial lobbyists’ pressure. These technical limit values totally ignore electromagnetic field dosimetry for chronic exposure from multiple radiation sources, using various characteristics as measures, and also not including synergistic, antagonistic, as well as cumulative effects, and its relation to life on this planet.



One should always remember that Professor Paolo Vecchia, head of ICNIRP at the time, at a conference at the Royal Society in London, said this in 2008 about using ICNIRP's technical guidelines:

“What they are not:

Mandatory prescriptions for safety

The “last word” on the issue

Defensive walls for industry or others”

(Verbatim quote from voice recording)

He strongly emphasized that the ICNIRP guidelines are only technical in nature, and never were intended to be used as safety recommendations for medical or biological issues and/or to handle established risks.

It should be noted that only one such genuine hygienic safety value ever has been p r o p o s e d : 0 . 0 0 0 0 0 0 0 0 0 1 - 0.000000000001  $\mu\text{W}/\text{m}^2$  [for 1,800 MHz] – this is the natural background during normal cosmic activities; proposed by myself at a trade union meeting in Stockholm, already in 1997 (i.e. one year before the publication of ICNIRP's 1998 paper on setting public exposure standards), and since then many times repeatedly presented in scientific publications, at conferences, in interviews and more. (Given the highly artificial nature of the current wireless communication signals, e.g. of their pulsations and modulations, it may actually boil down to 0 (zero)  $\mu\text{W}/\text{m}^2$  as the true safe level of man-made electromagnetic fields/signals.)

And do not ever believe it is possible to play it “safer” by only somewhat reducing the exposure levels! (cf. Johansson O, “To understand adverse health effects of artificial electromagnetic fields... ..is “rocket science” needed or just common sense?,” In: Essays on Consciousness – Towards a New Paradigm (ed. I. Fredriksson), Balboa Press, Bloomington, IN, USA, 2018, pp 1-38, ISBN 978-1-9822-0811-0). Ironically, this means that even a Precautionary Principle – if it is not firm enough – may not prove precautionary at all. Instead, it could lead to the classical “Late lessons from early warnings” or to “Too late lessons from early warnings” (the latter quote from me). (Are you prepared to risk that for a set of toys, rather than protecting the life necessities we all are dependent on..? Or do you honestly believe our children and grandchildren, in the future, can eat money instead of food?)

If mankind gets real and makes “*Life EMC*” a genuine reality, then mankind has proven itself worthy of living – ‘shoulder-to-shoulder’ with all other species – on this beautiful planet we call home. Rachel Carson's famous book *Silent Spring* started our modern concern for nature and wildlife. Now it is time to save them through the *The Stockholm Declaration about “Life EMC”*. I therefore, here and now, call upon everyone to demand and implement *The Stockholm Declaration about “Life EMC”*.

**Author Bio** Olle Johansson, associate professor, former head of The Experimental Dermatology Unit, Department of Neuroscience, The Karolinska Institute Medical University, Stockholm, Sweden, and former adjunct professor of The Royal Institute of Technology, also Stockholm, Sweden, now retired (from November 2017).

(If you want to support our research efforts, please, read and share this fundraiser call <https://honeywire.org/research>; always remember that no gift is too small, we badly need the economic support if we should be able to continue our research work regarding the adverse health and biological effects of artificial electromagnetic fields from cell phones, satellites, smart meters, WiFi, baby alarms, tablets, powerlines, laptops, and many more installations. Without your help we can not go forward.)

Bee Culture Magazine 2022; May issue: 56-61

### Seeking Millionaire Sponsor

USPA is beginning a search for a lifetime patron of the organization, one who will help establish a small permanent library site. USPA has thousands of books in storage, currently under the care of John Reed.

He has scanned many of them to PDF to guard against the loss of their information, but in the interest of guarding the digital information against loss, a permanent safe place is needed for the physical books and materials.

This would require the gift of a small building, and the funding of a stipend for a part time secretary as well as utilities and upkeep of the building. It is a big dream, but somewhere there must be someone who can help! Contact Scott at [uspsychotronics@yahoo.com](mailto:uspsychotronics@yahoo.com)

To sponsor a Masterclass, please contact Scott Beutlich, secretary/treasurer [HERE](#)

Sponsorship Tiers:		Benefits:
“Wild Pendulum” Patron	Donation of \$100	<ul style="list-style-type: none"><li>• Sponsorship Leader: <u>1 minute</u> advertisement when master class starts</li><li>• Mentioned in the Chat column (visible during the Zoom) with company PR if this is a company. Or – "with thanks to..." if it is an individual or family.</li><li>• Mentioned in <u>one email</u> sent out prior to the sponsored Masterclass</li><li>• Ongoing listing on the Donor Page of the Monthly Newsletter</li></ul>
“9-49 Vitalizer” Patron [9-49 is the radionic rate for General Vitality!]	Donation of \$200	<ul style="list-style-type: none"><li>• Sponsorship Leader: <u>2 minute</u> advertisement when master class starts</li><li>• Mentioned in the Chat column (visible during the Zoom) with company PR if this is a company. Or – “with thanks to...” Mention in <u>two emails</u> sent out prior to the sponsored Masterclass</li><li>• Ongoing listing on the Donor Page of the Monthly Newsletter</li></ul>
“Free Energy” Patron	Donation of \$300	<ul style="list-style-type: none"><li>• Sponsorship Leader: <u>3 minute</u> advertisement when master class starts</li><li>• Mentioned in the Chat column (visible during the Zoom) with company PR if this is a company. Or – "with thanks to..." if it is an individual or family.</li><li>• Mention in <u>two emails</u> sent out prior to the sponsored Masterclass</li><li>• Ongoing listing on the Donor Page of the Monthly Newsletter</li></ul>

### Section VII – Come to the Website – Visit the Ever-changing USPA [Library](#)

The new USPA Library tab is the place to go for Newsletters, (new and old), donations of articles, PowerPoint presentations by our Masterclass Speakers, The Toby Grots Collection, pdf lists of audio and videos available in the store, and much more.

#### The Library Lion: John Reed

John Reed, the USPA library curator is hoping a Publications Packrat like him will have what is missing. He is creating a digital library by scanning every out of print book, series of newsletters and magazine articles that he can lay his hands on relevant to psychotronics, radionics and sister fields. As his database grows, he will share updates via this newsletter and our website.

John NEEDS the following:

Missing Newsletters of USPA **Chapters**

If you have copies of any USPA chapter newsletters, please write to the USPA Librarian and Archivist, John Reed at: [joreed43@gmail.com](mailto:joreed43@gmail.com). If you have issues of chapter newsletters, but wish to keep them, please make a xerox copy, scan, and send it to John at the above email address. If you wish to have the physical copies preserved in the USPA Library, please let John know, so that shipping arrangements can be made. All shipping costs will be paid for by the USPA Librarian.

### **Dr. Claude Swanson Files Preserved by USPA**

Dr. Claude Swanson was a long-time researcher on subtle energies, torsion fields, the life force, unified field theories, and related subjects. He was the author of many papers and three books: 1. The Synchronized Universe, 2003; 2. Life force: The Scientific Basis, 2011; and 3. Science of the Soul, the Afterlife, and the Shift, 2018. He passed on June 28th, 2022.

Claude was a personal friend to many of us, and he spoke at the 2011 USPA conference on the subject, "Science of the Life Force: The Basis for the Non-Local Information Field."

Over the many years of Claude's research, he accumulated a large collection of books, papers, and files on the many subjects he wrote about. After he passed away, Claude's family offered these books and files to anyone who requested them.

USPA librarian and board member, John H. Reed, M.D., heard about this offer shortly after it was announced, and realized the importance of preserving, intact, Claude's entire collection of files, which would be irreplaceable if lost or dispersed. So John immediately contacted the family in Arizona, and requested the entire collection of files so that they could be preserved by the USPA. Fortunately, the Swanson family granted the request, and sent the boxes to John at the USPA Library and Archives in Northern Michigan.

John has gone through all of the hundreds of files and noted down the title of each. He is in the process of preparing a spreadsheet of all of these files, which will be made available to USPA members.

We feel very fortunate to have been able to save and preserve the files of Dr. Claude Swanson, so that they will enable researchers to carry on the import research that he had spent his life doing.

**"Our Library is Your library!"**



## **REWARD ..OFFERED**

### **Attention bounty hunters!**

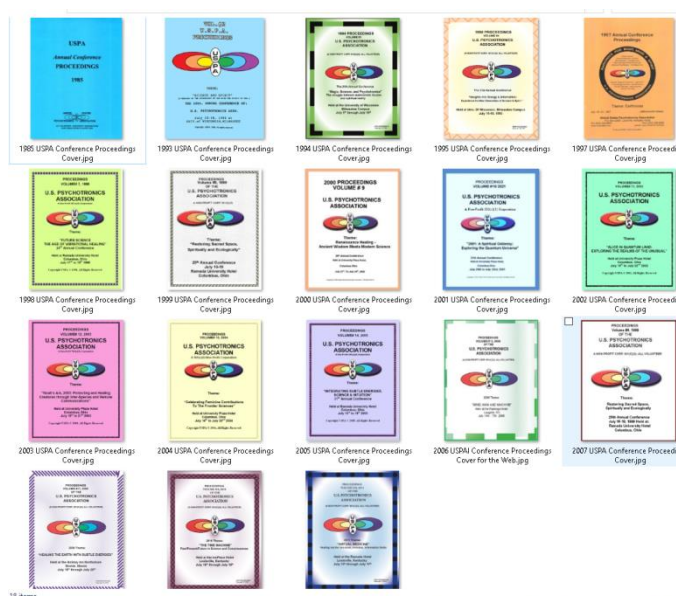
To help our librarian, John Reed in his quests for missing journals, newsletters, articles and manuals, **a reward of one free audio or video download from the USPS shop** is offered per item captured.

There is no limit on receiving this bounty as many, many items will be added to this list. Your participation in the search is highly participated appreciated!

**contact: [joreed43@gmail.com](mailto:joreed43@gmail.com)**

## Section VIII - USPA Publications: Proceedings and Journals are Digitized and in USPA Shop!!

### .Quick Background of our Proceedings Evolution



Since its first meeting in 1975, hundreds of top scientists, educators and researchers have made presentations at USPAs annual conferences. They are from the leading edges of their fields, especially regarding the phenomena of Mind-Body connection, energy and emerging technologies. The first audio recordings were made in 1978.

Then, in 1985, USPA produced a perfect-bound Proceedings book for its tenth conference. The proceedings went through quite an evolution, much like our audio and video presentations. In 2010 they went through a “final” stage and the proceedings are now produced as pdf documents.

6 USPA Journals and 18 out of 19 Proceedings are now available for purchase.

The 6 USPA Journals and 18 of our 19 Annual Proceedings can be purchased in pdf format from our webstore at: <https://www.psychotronics.org/product-category/uspa-publications-journals-proceedings/>

All USPA publications are copyright protected and are property of the USPA. They may not be reprinted without permission of the Board of USPA.

You can download the Tables of contents for the Proceedings here:

<https://www.psychotronics.org/pub/pro/all-uspa-conference-proceedings-toc.pdf>

and the table of contents for the Journals here <https://www.psychotronics.org/pub/j/six-journals-tables-of-contents.pdf> **Shop Here!**

Each month, the Newsletter will feature the table of contents of one of the USPA Conference proceedings.

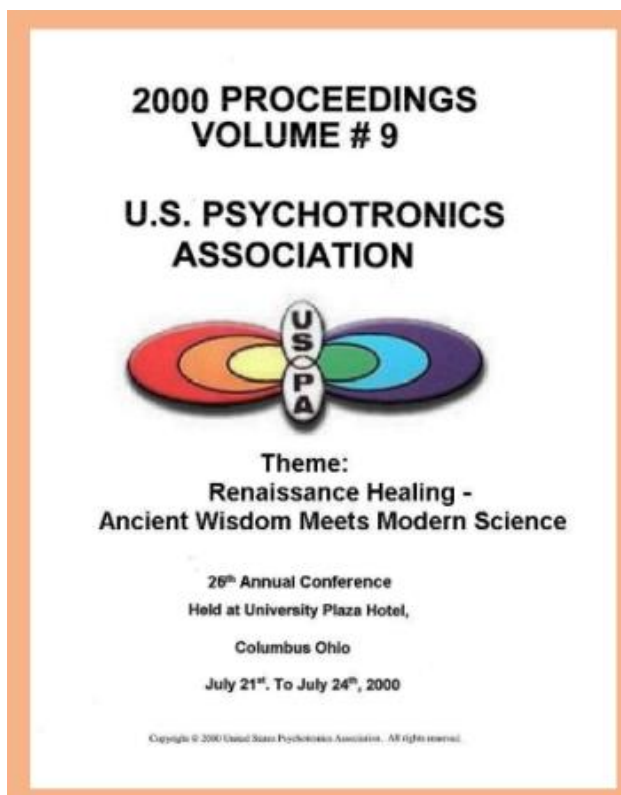
### This month's Featured Proceedings: 2000

<b>2000 USPA Proceedings Table of Contents</b>	
Renaissance Healing: A Concept Whose Time Has Come	
by Tom Bearden .....	1
Energy From the Vacuum in Over Unity Processes and Power Systems	
by Tom Bearden .....	3
Applications of Extended Electrodynamics to Living Systems	
by Tom Bearden .....	6
The Unnecessary Energy Crisis: How to Solve it Quickly .	
by Tom Bearden .....	9
Giant Negentropy From the Common Dipole	
by Tom Bearden .....	45

On the Principles of Permissible Overunity EM Power Systems	
by Tom Bearden .....	67
Recent Advances in Scalar Technologies	
by Eldon Byrd .....	99
Quantum Transmutation: The True Nature of Time Travel and Subtle Energy Are All There Is	
by Jon Cunnynggham .....	127
Gender Identification As a Reincarnation Tool	
by Laverne E. Denyer .....	128
You Don't Have To Be Sick	
by Burton Goldberg .....	142
The Pythagorean Lambdoma: Coming of Age in the Year 2000	
by Barbara Hero .....	144
Vibrational Medicine - The Use of Electromagnetic and Subtle Energy as an Adjunct Diagnostic Tool in Modern Clinical Practice	
by Ellen Kamhi .....	151
The Role of Consciousness in Emerging New Paradigm Science	
by Jon Klimo .....	169
FLUIDICE: A New Theory of Interdimensional Transduction	
by Eugenia Macer-Story .....	197
Male/Female Integration	
by Anne Meshanko .....	217
Brown's Gas - Decontamination of Radioactive Nuclear Wastes	
by Andrew Michrowski .....	221
Zero, Gender, Infinity and The Giza Plateau .	
by Henry C Monteith .....	229
The Vibroclast and Resonant Frequencies in Medicine	
by C.P. Negri .....	283
WORDS - The Ultimate Healer - The Ultimate Weapon	
by Marlyn Pequignot .....	289
The Secrets to Healing With Sound	
by Wayne Perry .....	293
A Psychospiritual Approach to Evolution and Health: Mental Imagery of DNA	
by Glen Rein .....	297
Does Distant Healing Work?	
by Harald M. Rauer .....	307
The Effects of the Artificial Geopathogene Zone on Dairy Cows Milk Yield, Growth of Calves	
by Andrej Sandor .....	315
Sontec Two	
by James Solomon .....	329
Becoming Spiritually Street-Smart	
by Susan G Shumsky .....	339



Future Technologies	
by Thomas Valone .....	353
Sacred Geometric Codes for Correcting Distorted Patterns	
by Scott & Carleen Vincent .....	361
A Positive Case for Survival of Human Personality	
by Bill Williams .....	383



**Section IX “Members Only” Perk: Over 140 Presentations For *Free* Online Viewing.**

**One big advantage to being a member of USPA is the Members Only page of our website.**

We have over 140 presentations FREE for viewing by USPA members. If you are not a member yet, you can ‘fix’ that in just a few minutes at

<https://www.psychotronics.org/join/>

The full list is getting unwieldy, so from now on there will be an update list of total offerings and the latest additions.

THE USPA STORE UPDATE		MEMBERS’ ONLY AREA	
Conference Videos	434	Masterclass Videos; Yes, We’re on # 36, but we’ve had four ‘double headers’	40
Conference Audios	153	Classic USPA Videos 1980s	25
Masterclass Videos	34	USPA Conference Videos 1990s	22
Conference Proceedings	18	USPA Conference Videos 2000s	15
Conference Journals	6	Bonus Videos	10
<b>Total Items in the store</b>	<b>646</b>	USPA Conference Audio Recordings	27
		PowerPoints	5
		Monarch Butterfly Dowsing Kit	1
		Marina Kostina’s Interview of Ed Kelly	1
		USPA Subtle Energy Workshop pdf	1
		Link to the Toby Grotz Collection	1
		<b>PDF of Ellen Kamhi Masterclass</b>	<b>1</b>
		<b>Total Items in Member’s Only</b>	<b>149</b>

**NOTE: If you are a member:** Take a peek at the New Members Tab – So Easy to navigate now. [MEMBERS ONLY](#) (OR...Join now [HERE JOINING USPA IS NOW EASIER TOO](#): All the Categories are now click through – Join online! Nothing to download, fill in or mail!)

**Thanks to our Growing list of Masterclass Sponsors!**

Masterclass Sponsored:	Our Sponsor:	Tier
Glen Rein - "The Role of Longitudinal Scalar Energy; Bio-Energy in the Healing Process."	Essentia, at <a href="https://www.essentia.ca/">https://www.essentia.ca/</a>	Free Energy Patron
Dan Davidson – “Shape Power, Second Edition”	Don Paris and Ione Selke <a href="https://livingfromvision.com/">https://livingfromvision.com/</a>	Free Energy Patron
John Allocca- “BrainicityTM Brain Biofield Enhancement”	Anonymous member of USPA and Darren Starwynn <a href="https://lightworkerministry.com/2022-2/">https://lightworkerministry.com/2022-2/</a>	9-49 Patron ** 9-49 Patron
Dan Winter- “Plasma Vortex Physics of Consciousness and Negentropy”	Darren Starwynn <a href="https://lightworkerministry.com/2022-2/">https://lightworkerministry.com/2022-2/</a>	9-49 Patron
Duncan Laurie- “ Exploring The Potential of Radionics in Art & Music—Quantec’s Discoveries in Germany and the Experiments at Dragonline Studios”	Brent of <a href="https://www.museumoftarot.com/">https://www.museumoftarot.com/</a> Ellen Kamhi – The Natural Nurse <a href="https://www.naturalnurse.com/">https://www.naturalnurse.com/</a>	Free Energy Patron Pendulum Power Patron
E. Kelly, G. Kuepper, M. Lucas and D. Taylor- “A Radionic Round Table and Q & A”	Marty Lucas of <a href="https://radionics.us/">https://radionics.us/</a> Ed Kelly of <a href="http://www.kellyresearchtech.com/">http://www.kellyresearchtech.com/</a>	9-49 Patrons
Al Rohde and Al Kacperski: Personal Experiences with Preston Nichols and Guy Obolenksy	Samm Simpson, Author of <i>Honoring My Father and Mother</i> <a href="http://thebp.site/222814">http://thebp.site/222814</a>	Wild Pendulum Patron
Ellen Kamhi: Pineal Stimulation for Higher Health and Consciousness	Richard Cerone, generous member of USPA	Wild Pendulum Patron
Jerry Gin Science, Subtle Energies and Spirituality: A Path to I AM	Linda Easthouse <a href="https://lindaeasthouse.com/">https://lindaeasthouse.com/</a>	9-49 Patron
PMH Atwater: The Near-Death Experience	Celia Coates <a href="https://winnpost.org/">https://winnpost.org/</a> Janet Amare <a href="https://www.janetamare.com/">https://www.janetamare.com/</a>	Free Energy Patron 9-49 Patron
Dennis Stilling – The Archaeus Project	John Anthony Allocca, D.Sc	Wild Pendulum
Dan Mangum – The Human Aspect of Radionics	Anonymous member of USPA	9-49 Patron
Glen Rein and Annaliese Reid, Reprogramming DNA	Anonymous member of USPA Charleene Closshey	9-49 Patron Free Energy Patron
John Allocca-Sacred Geometry	Anonymous member of USPA	9-49 Patron

## Section IX - The Basics

**Editorial Office:** USPA Newsletter, Gail E. Ruggles, 2088 Maple Ridge Road, Newark, VT 05871. Email [gailinvermont@outlook.com](mailto:gailinvermont@outlook.com) Phone: 802-535-5173. After August 1, 2020, please address all newsletter inquiries to Gail.

**For immediate assistance** regarding other USPA issues, contact Scott Beutlich, the secretary / treasurer of USPA at [uspsychotronics@gmail.com](mailto:uspsychotronics@gmail.com)

**Manuscript Submission:** Submit all manuscripts as word documents by the 12th of each month to [gailinvermont@outlook.com](mailto:gailinvermont@outlook.com) for review for possible publication in the next month's newsletter. The Board of Directors reviews all editorial decisions.

**Enjoy unique information** about radionics, psychotronics and other related topics at USPA's website at <http://psychotronics.org> . Find us on Facebook at: <https://www.facebook.com/uspsychotronics/>

**Back Issues of our Newsletters** are available in the USPA website library. [Or Click Here](#)

**Copyright:** While authors retain the copyright to their writings, USPA reserves the right to post copies of the USPA Newsletter on its website.



**Let Them Wander!**

### Our Officers and Board Members:

President	Jon Klimo Ph.D.	Board Member	Alan Kacperski
VP - Scientific Outreach	Beverly Rubik Ph.D.	Board Member	Glen Rein Ph.D.
Secretary / Treasurer	Scott Beutlich	Board Member	John Reed M.D.
Executive Secretary	Daniel Taylor	Board Member	Daniel Taylor
Speaker Coordinator	Glen Rein Ph.D.	Board Member	Ann Michels
		Board Member	Beverly Rubik Ph.D.

### What is USPA?

The United States Psychotronics Association (USPA) is a federally recognized, nonprofit 501(c)(3) organization founded in 1975 to serve as a focal point for scientific and technical exploration of the universe of esoteric, spiritual, and psychic arts in the United States of America.

The USPA has been hosting annual conferences for its membership since its formation and has featured countless individuals with cutting-edge viewpoints, research, or theories to share, allowing any interested persons to openly discuss their work.

### What is Psychotronics?

USPA defines psychotronics as the science of mind-body-environment relationships, an interdisciplinary science concerned with the interactions of matter, energy, and consciousness.

Psychotronics involves the study, research, and applications of the physics and technology of the mind, brain, spirit, consciousness, and the underlying forces of life and nature – hence the term “psychotronics.” A true understanding of the universe must include the spiritual as well as the technical. USPA provides an opportunity for amateur researchers to present their findings along with the professionals. USPA stresses research, with documentation of results, and practical applications, rather than personal experience and unsupported hypotheses.

## Section X - Our Donors

### USPA Generous Donors Recognition Page

The USPA would like to give special recognition on a continuing basis to people who have made generous donations to the United States Psychotronics Association in past years.

This special "USPA Generous Donors Recognition Page" will be carried in each issue of the USPA Journal & Newsletter, and new names will be added as donations are received.

### Donors 2022

Anne Halliwell  
Every Advantage Ag  
Kevin Kossi  
Kizito Muliro  
Richard Cerrone  
Michael Leger / Aethereahealth.com  
Duncan Laurie  
Marty Lucas  
Michelle Dietze  
PMH Atwater  
Society of Radinica

### Donors 2021

Alexander S. C. Rower  
Anais Star  
Clyde List  
Daniel Taylor  
Elizabeth Porter  
George Alder II  
John Reed  
John Rhee  
Marty Lucas (Every Advantage Ag)  
Mathijs Boogard (Netherlands)  
Michael Leger (aetherea LLC)  
Michael Vincent  
Nuzhat Haneef  
PMH Atwater  
Toby Grotz (RGS, LLC)

To make a tax deductible donation to the United States Psychotronics Association (USPA) online:  
Please go to the [USPA Donations Page](#)  
and use your credit card, debit card, or PayPal.

If you wish to make a donation by check, please make your check payable to USPA  
Treasurer, Scott Beutlich,  
525 Juanita Vista, Crystal Lake, IL 60014  
~ With Our Continued Thanks! ~

## Section XI Classified Ad Section –

**Personal Ads:** If you have any “psychotronic related items” to sell, (books, radionic machines, etc.) we charge 20 cents per word, 20.00 per half page with supplied artwork or photos or 35.00 per whole page. Your paid ad will run in the next three issues of the newsletter.

**If you would like to publicize an event for a non-profit organization,** USPA will advertise for you up to 750 words free. We ask for mutual links to our website from yours.

**If you would like to publicize a for-profit event,** or a business USPA charges reasonable ad rates. Link to the ad rates is posted on our Donate page of the website, or [CLICK HERE](#)

**Please Note:** USPA is not responsible for the content or condition of items sold from this newsletter by any private person or company, nor does it back any treatment, modality or veracity of presentation. It does not back any claim of medical efficacy of machines or treatments. USPA cannot recommend specific radionic practitioners, or offer radionic treatments from its board of directors or officers.

## Section XII – J.G. Gallimore’s Five Rare Books Are Now Available!

Jerry G. Gallimore was one of the founders of the USPA in 1975, and was a leading researcher in psychotronics and unusual energies until his untimely death in 1989.

All five of J.G. Gallimore’s rare books on psychotronics subjects and unusual energies have been reprinted by the United States Psychotronics Association (USPA) and are being made available at a fraction of the cost that used copies were being sold at online.

So rare have these books been, that only a few libraries in the entire world had them in their collections, and some original Gallimore’s books were being sold for several hundred dollars each online. However, with these newly reprinted volumes, each will be available for less than \$30.00. All are: [Available at Amazon.com](#)

<b>The Handbook of Unusual Energies: Volume 1 of Handbook of Unusual Energies</b>	ISBN-10: 1543024998 ISBN-13: 978-1543024999	The first book of three volumes on unusual energies	468 Pages
<p>Gallimore discusses in depth the research, discoveries, and inventions of all the major researchers in subtle energies, the aether, biological 62 fields, pyramid energy, radiesthesia, radionics, crystal transduction, and related subjects.</p> <p>These include the works of Baron Von Reichenbach's and his odic energy, Dr. Wilhelm Reich's orgone energy, Dr. Harold Burr's biological life fields, Kozyrev's time mirror, Edgar Cayce's transmission of energy, and related research done by many others.</p> <p>Of particular importance is Gallimore's 127 page chapter on radionics. In this chapter he discusses in depth the research and devices of Ruth Drown, T. Galen Hieronymus, Rho Sigma, Dr. L. P. Corte and other prominent people in the radionics field.</p>			
<b>Collected Properties &amp; Writings of J. G. Gallimore: Volume 2</b>	ISBN-10: 1543025048 ISBN-13: 978-1543025040	The second book of three volumes on unusual energies	258 Pages
<p>This is the second book in the “Unusual Energies” series that J.G. Gallimore published. It covers Gallimore’s research on Albert Abrams, the founder of modern radionics, psychological physics, psychic energy, thought resonance, subtle energies, crystals, and related subjects.</p> <p>In addition, a number of radionics devices are discussed, such as the De La Warr Diagnostic Instrument. And very helpfully, the rates are provided for substances, body organs, and medical diseases and disorders. A very interesting interview of Christopher Bird, conducted by J.G. Gallimore is provided, as well as a discussion of Walter Russell and his research</p>			



<b>Relationship Between Parapsychology and Gravity: Volume 3</b>	ISBN-10: 1543024947 ISBN-13: 978-1543024944	The third book of three volumes on unusual energies	228 Pages
--	--	---	-----------

This book describes in depth the research and theories of J.G. Gallimore into the question of "parapsychology transmission" -the question of how such things as telepathy, remote viewing, ESP, and similar phenomena can physically occur.

He discusses the various emanations, radiations, and energy fields of all matter and life including the ancient Chinese energy called "chi" (qi), the ancient Indian's prana energy, Reichenback's "odic force," Gurwitsch's "mitogenic radiation," Wilhelm Reich's orgone energy, and other subtle energies. He shows how all of these energies are similar, how they interact, and how they are related to gravity.

He also discusses crystals as transducers of these energies, and provides diagrams of devices that could potentially be used to harness or control these energies.

<b>Transverse Paraphysics: The New Science of Space, Time, and Gravity Control</b>	ISBN-10: 1543024920 ISBN-13: 978-1543024920		374 Pages
--	--	--	-----------

This book covers the visionary research and theories developed by J.G. Gallimore about anti-gravity, space, time, and biophysics. He discusses in depth the dimensions of space, time, and gravity, and new discoveries in each of these areas. In addition, he covers research being done on anti-gravity and then discusses anti-gravity patents that have been obtained.

He also discusses the intriguing concept of aura energy fields surrounding humans and other living things, and how extra-sensory perception (ESP) might be explained through biophysical principles.

<b>Unified Field Theory Research Book: Using Subjective Response to Psi-Plasma for Analysis of Properties Neutral Charge Plasma Fields</b>	ISBN-10: 1543024831 ISBN-13: 978-1543024838		134 Pages
--	--	--	-----------

This book is about psychotronics, radionics, electromagnetic fields and waves, psi-plasma, plasma fields, subtle energies, bio-electromagnetic energy, and other unusual energies emitted by living and non-living things. It also is about how living things interact with and are affected by these energies, which may enhance health or harm health.

The book covers the research of Wilhelm Reich on Orgone energy, of Baron Reichenback on the odic forces, as well as research done by Cazzamalli on brain radiations and Lakhovsky on using high frequency radiations to successfully treat cancer in humans. In addition, Lakhovsky used similar methods to enhance the growth of plants. Gallimore shows how these energies, forces, and fields are all inter-related and provides hypotheses and ideas on their possible unification.

