

ISSN: 2473-7194



# **USPA Journal & Newsletter**

**The Official Publication of the United States  
Psychotronics Association (USPA)**

**New Series Volume 3, Number 12 (December, 2017)**

# **Journal & Newsletter of the United States Psychotronics Association (USPA)**

**New Series Vol. 3, No. 12 (December, 2017)**

\*\*\*\*\*

**Editorial Office:** USPA Newsletter, John H. Reed, M.D., Managing Editor, 4401 Roland Avenue, Suite 405, Baltimore, MD 21210, USA. Email: [joreed43@gmail.com](mailto:joreed43@gmail.com); telephone: 443-858-0575

**Manuscript Submission:** Submit all manuscripts as Microsoft Word documents or PDFs by the 12<sup>th</sup> of each month.

**Editor-in-Chief:** John H. Reed, M.D.

**Associate Editor:** Lutie Larsen

**United States Psychotronics Association (USPA) website:**

<http://psychotronics.org/about.php>

**USPA Facebook page:** <https://www.facebook.com/uspsychotronics/>

**Back Issues** are available on the USPA website above.

**Copyright:** Authors retain the copyright to their writings. However, USPA has the right to post copies of the USPA Newsletter in the USPA physical and online libraries and elsewhere on the Internet.

USPA Newsletter (ISSN: 2473-7194) is published monthly by the United States Psychotronics Association, Editorial Offices, 4401 Roland Avenue, Suite 405, Baltimore, MD, 21210 USA

# Table of Contents, Dec., 2017

## News, Events, and Columns:

2018 US Psychotronics (USPA) Conference **Update** and Speaker Schedule: p. 1

USPA Offers “Radionics 101” Workshop as Prelude to Main Conference: p. 4

Michael Leger Makes Generous Donation to USPA: p. 6

Tsue French Establishes USPA Chapter in Louisville, KY: p. 8

Newly Discovered Psychotronics Related Organizations and Periodicals: p. 9

Global Foundation for Integrative Medicine (GFIM) Conference, March 8-9, 2018, New York City: p. 11

Update on Dan Davidson’s book, Shape Power: A Treatise on How Form Converts Universal Aether Into Electromagnetic and Gravitic Forces: p. 14

Short Psychotronics News, Notes, and Queries, **plus Updates**: p. 15

Help Finish the Documentary Film on Dr. Andrija Puharich: p. 18

2017 USPA Conference DVD Order Form: p. 19

2016 USPA Conference DVD Order Form: p. 20

Psychotronics Patents: Camera for Kirlian Photography: p. 21

“Among the Missing” (**and Updates**): Missing People, Books, Collections, Artifacts, Manuscripts, Periodicals, and Organizations, by John Reed, MD: p. 24

## Articles:

Science Uncovers the Phenomenon of Radiesthetic Radiation – My Research Methodology by Piotr Tyrawa, p. 32

Inova, Barbara, The Biolocation Effect and Distant Influence of the Biofield, by Barbara Inova, p. 39

Harmonic Translation System - Healing in the 21<sup>st</sup> Century by Jon Monroe, p. 49

On the Human Bioenergy Field, by Antonio Giuditta, p. 51

## **Abstracts of Important Articles:**

Kohut, Peter, "Unity Principle, Quantum Information & DNA" (Part 1). DNA Decipher Journal. Vol. 7, No. 2 (2017), pp. 66-81., p. 58

Rafii-Tabar, Hashem and Neda Rafieiolhosseini. "Different Aspects of Ultra-weak Photon Emissions: A Review Article". Iranian Journal of Medical Physics. Vol. 12, No. 3, (Summer 2015), pp.137-144., p. 59

Muehsam, D., Chevalier, G., Barsotti, T., and Gurfein, BT. "An Overview of Biofield Devices". Global Advances in Health and Medicine. 2015 November; 4(Suppl):42-51. doi: 10.7453/gahmj.2015.022.suppl. Epub 2015 Nov 1., p. 59

## **Books of Interest:**

Your Electro-Vibratory Body: A Study of the Life Force As Electro-Vibratory Phenomena (The Supersensitive Life of Man) 3rd Edition  
by Victor R. Beasley, p. 61

Secrets of Physical Radiesthesia: The Roman Rod (Gravity Resonance),  
by Veselin Bozhikov, p. 62

Scalar Waves, by Dr. Konstantin Meyl, p. 64

## **Regular Features:**

USPA Generous Donor Recognition Page: p. 74

USPA Library and Psychotronics Periodicals Update: p. 75

USPA Local Groups and Affiliates Update: p. 84

Exchange Corner and Classified Advertisements: p. 85

United States Psychotronic Association Officers & Board Members: p. 87

What Is Psychotronics? p. 88

Ten USPA Membership Benefits and Membership Information: p. 89

USPA Membership Application and Link to Online Application: p. 90

USPA Catalog of Conference Lectures, 1978-1994, Available for Sale: p. 91

J.G. Gallimore's Five Rare Books Now Available for Sale: p. 92

## 2018 US Psychotronics (USPA) Conference **Update** and Speaker Schedule



We are proud to announce the preliminary schedule of the internationally known researchers who will be speaking at the 40<sup>th</sup> annual United States Psychotronics Association (USPA) conference, **July 20-22, 2018, at the beautiful Hyatt Regency Hotel in Deerfield, Illinois, a suburb of Chicago.** (pictured at left). These speakers include **Dr. James Oschman, Dr. J.J Hurtak, Jeffrey Mishlove, Dr. Patrick Bailey, Dr. Beverly Rubik, Dr. Glen Rein, and Dr. Linda Lancaster, Lutie Larsen, Dr. Steven**

**Quong, Pete Radatti, and others.** They will be addressing the theme of the conference, which for 2018 is ***“Mind, Matter, and Aether: Applications of Radionics, and the preliminary Speaker Schedule is on the next two pages.***

In addition to the above illustrious speakers, we will have numerous other researchers addressing new and developing methods on these and related subjects, such as **energy medicine, scalar waves, quantum fields, orgone energy**, and related topics, as we seek to advance the pioneering efforts of **Albert Abrams, Robert C. Beck, Ruth Drown, T. Galen Hieronymus, Georges Lakhovsky, Wilhelm Reich, Royal R. Rife, Nikola Tesla, Marcel Vogel**, and others. Further updates will be sent out in the coming months as more conference speakers are selected for this special event involving leading edge sciences. Please send your inquiries to: [uspsychotronics@yahoo.com](mailto:uspsychotronics@yahoo.com)

**Call for Papers:** For an opportunity to speak at the 2018 USPA conference on any of the above subjects, please send your title, an abstract, and a short biography of yourself to the email address: [uspsychotronics@yahoo.com](mailto:uspsychotronics@yahoo.com) . Please title your email with “2018 abstract - (your last name)” Accepted speakers will need to provide their own transportation and lodging, but the Conference fees will waived.

### **Call for Vendors/Exhibitors\_**

The USPA welcomes vendors and exhibitors representing groups, firms, and organizations focused on the interactions of matter, energy, and consciousness. Fees are \$40 per table, plus 10% of gross sales. **For more information please contact Ed Kelly, VP of Exhibitor Relations, at: [ed@kellyresearchtech.com](mailto:ed@kellyresearchtech.com)**

**The USPA website:** [www.psychotronics.org](http://www.psychotronics.org)

**Join USPA on Facebook:** <https://www.facebook.com/uspsychotronics/?fref=ts>

## USPA Conference, Preliminary Schedule as of December 31, 2017

### Friday, July 20, 2018

1:30 pm	2:30 pm	Welcome; "Overview on Psychotronics: Intention Meets Technology"	Beverly Rubik
2:40 pm	3: 20pm	"History of Aether in Science"	Scott Beutlich
3:30pm	3:50pm	BREAK	
3:50pm	4:20pm	"Programming Plants with Frequency Information"	Marty Lucas
4:30pm	5:15 pm	Invited Speaker, topic TBA	Aimee Whalen
5:15pm	7:15pm	DINNER on your own	
7:30 pm	8:30 pm	"The Power of Music and Sound for Mental Consciousness Upliftment"	JJ & Desiree Hurtak

### Saturday, July 21, 2018

8:30 am	8:40am	Welcome and Announcements	Beverly Rubik
8:45am	9:45am	"Highlights of Psi Research"	Jeffrey Mishlove
9:55 am	10:30 am	BREAK and EXHIBITION	
10:30 am	11:15 am	"Understanding the Etheric Body: The 4 Ethers and Subtle Forces in Radionics"	Linda Lancaster
11:25am	12:25pm	"New Energy Technologies and the Scientific Basis of Alchemy"	Patrick Bailey
12:30pm	2:00 pm	LUNCH on your own and EXHIBITION	
2:00pm	3:00 pm	"The Case for Radionics Broadcasting of Sanskrit Mahamantras"	Steven Quong
3:10 pm	4:00 pm	"The Etheric Nature of the Life Force"	Glen Rein
4:00 pm	4:30pm	BREAK and EXHIBITION	
4:30pm	5:30 pm	"Practical Innovations for the Radionics Practitioner"	Pete Radatti
5:30pm	6:00pm	EXHIBITION and One-Minute Presentations by Exhibitors	
6:00 pm	7:00pm	Cocktails and EXHIBITION	
7:00pm	9:30 pm	USPA DINNER (advanced ticket sales only)	

**Sunday, July 22, 2018**

8:45am	9:30am	TBA	Lutie Larsen
9:40am	10:40am	Invited speaker, topic TBA	Jim Oschman
10:40am	11:10am	BREAK and EXHIBITION	
11:15am	12:00pm	"Aether: The Dynamic Substrate of Reality"	Beverly Rubik & Harry Jabs
12:10pm	1:10 pm	"Aetheric Physics: Cosmic Structure and Aether Function"	Dan Davidson
1:10pm	2:30pm	LUNCH on your own and EXHIBITION	
2:40pm	3:40pm	"Opening Organs of Perception- The Human Body Antenna"	Lauren Palmateer
3:50pm	4:20pm	Eclipse Lore and Results of 3 Solar Eclipse Experiments	Harry Jabs
4:30pm	5:15pm	TBA	Daniel Taylor
5:15pm	6:00 pm	MEMBERSHIP MEETING and ELECTION	
6:00pm	6:15pm	USPA Election Results and Final Remarks	USPA-BOD
		END OF CONFERENCE—EXHIBITION Until 6:45pm	

## USPA Offers “Radionics 101” Workshop as Prelude to Main Conference

**As a prelude to the 2018 U.S. Psychotronics Conference, we are offering a short, practical introduction to radionics.** It is designed for novice practitioners and prospective students, as well as for those simply wanting to learn what radionics and psychotronics is all about. The workshop will be a blend visual and explanatory talks combined with some hands-on sessions, so participants get a real feel for what radionics practitioners do.

**All teachers are members of the USPA Board of Directors.** Each has many years of experience in the practice of radionics and, collectively, their experience covers a wide range of applications:

**Linda Lancaster** will open by discussing the principles of radionics and the evolution of this cutting edge science. **Marty Lucas** will follow with a hands-on session on basic dowsing.

Following dinner, **Lutie Larsen** will lead a second hands-on training using a radionics template. The template is a simple device for basic skills training of finger-stick dowsing, how to use witnesses and rates, how to take measurements, and the procedures for broadcasting.

The following morning, **Ed Kelly** will give everyone a look “under the hood” to demystify the how and why of radionics instrument construction. He will follow this with an discussion of how radionics has and is being applied to human well-being and growth.

Following a short break, **George Kuepper** will give an overview of how radionics is applied to farming, gardening, and the environment. **Scott Beutlich** will wind up the workshop by highlighting the offerings of the USPA.

During the program, participants will receive numerous handouts and other literature, some basic dowsing tools, and their own radionics template for what we hope will be the start of rewarding adventure in radionics.

### **Preliminary Schedule:**

#### **Thursday, July 13, 2018:**

1:00 pm-2:00 pm	Registration	
2:00 pm-2:15 pm	Welcome & Housekeeping	George and Scott



2:15 pm-3:30 pm Lancaster	Fundamentals& Overview	Linda
3:30 pm-3:45 pm	Break	
3:45 pm-5:30 pm Lucas	Dowsing Workshop	Marty
5:30 pm-7:30 pm	Dinner	
7:30 pm-9:00 pm Larsen	SE.05 Workshop	Lutie

**Friday, July 14, 2018:**

8:45 am-9:45 am	About Radionic Instruments	Ed Kelly
9:45 am-10:30 am	Applications to Human Welfare	Ed Kelly
10:30 am-10:45 am	Break	
10:45 am-11:30 am Kuepper	Applications to Farms, Gardens, Environment	George
11:30 am-12:00 pm Beutlich	USPA: History & Benefits	Scott

**12:00 pm                      Lunch...followed by beginning of the 2018 US  
Psychotronics Conference**

**Please Contact Ed Kelly at [ed@kellyresearchtech.com](mailto:ed@kellyresearchtech.com) for Workshop details and registration.**

## Michael Leger Makes Generous Donation to USPA



Michael Leger, founder of [Homeodynamics, LLC](#), has recently made a very generous monetary donation to the United States Psychotronics Association (USPA). He has also volunteered to help upgrade the USPA website and to professionally create some You-tube videos clips from various USPA's conference videos. For all of this, and others ways he has helped the USPA, we want to express our heartfelt gratitude.

[Homeodynamics LLC](#) was founded by Michael Leger in 2010, and its FDA-supervised facilities are located in Madison, Wisconsin. He started this company for the purpose of creating reference-

standard remedies for professional healthcare providers. As a consultant in the homeopathic manufacturing field, Michael noticed a need for remedies that are extremely consistent, of the highest attainable quality and available in the widest range of potencies. In conversations with healthcare professionals, one of the most common issues raised was the inconsistency of remedies. This was so prevalent, that some of the leaders in the homeopathic field recommend combining remedies from different manufacturers to achieve the desired results. Since this would be impractical in a clinical setting, Michael began searching for better manufacturing methods, and formed [Homeodynamics LLC](#) as a result of that search.

Michael's interest in the field of psychotronics and human energetics began in 1972, when he was studying martial arts. His interest was brought to particular focus in 1978 by studying Tai Chi. The meditation and internal focus of Tai chi helped create an awareness of the body's energy fields; how they could be amplified and circulated and how they could be used to improve health and well-being.

Michael began his professional career in the alternative healthcare field shortly afterward, as the supplement buyer for Sherwyn's Health Foods in Chicago, IL. At that time, Sherwyn's was the largest health food store in Chicago. Michael became interested in homeopathy, and in energy medicine more generally, at Sherwyn's. He went on to become an account manager for Biotics Research, Turtle Mountain and for the AcuScope and MyoPulse electro-medicine devices, serving healthcare professionals in the mid to late '80's. Realizing he lacked an understanding of the principles behind the electro-medicine devices, he returned to school in the late '80's.

Michael completed his undergraduate degree in "Neo-classical computation" - a combination of computer science, computer graphics, computer music and

computational mathematics. This degree was a modern re-interpretation of the classical Quadrivium. He went on to complete a Master's in music composition, focusing on magnetic field transduction into the sound/musical domain, the sonification of DNA-data and more generally in the field of resonance.


After graduating, Michael invented a new family of musical instruments based on magnetic field transduction and served as engineering and senior manager for several musical and educational software firms. He deepened his understanding of human energy fields by beginning study of Qigong (Chi Kung) in 2004, focusing on the school of Internal Alchemy.

He formally returned to the homeopathic area as a business consultant for Celletech in 2006 and Uriel Pharmacy in 2008. At Uriel, Michael worked very closely with Uriel's founder - Mark McKibben - acquiring an understanding of anthroposophical medicine, in particular, its methods of potentization and elevation of substances. In 2008, Michael also began his study of lab alchemy - focusing on Spagyrics.

At Celletech, Michael was introduced to Magneto-Geometric Application (MGA) devices, developed by Malcolm Rae. Michael learned the process of remedy creation using the MGA system and began actively researching the development of the concepts behind the MGA system. In this search, Michael 'met' Nick Franks. Nick made MGA's LM device. After making the LM potentizer, and several years of experimentation, Nick went on to make his own potentizing devices, in particular, the Alpha-Numeric Transducer or ANT. He also created a new process for the creation of the energy signatures. After using the ANT and specific energy signatures for several years, Michael determined that, in combination with specific aspects of the anthroposophical potentizing process, the ANT created the highest quality remedies currently available. More about this method, which we call Homeodynamics, can be found in our Education section.

Michael is primarily self-taught. He attended one year of homeopathic schooling at the Hahnemann Center for Homeopathy, focused during that time on Dr. Hahnemann's oeuvre. He is a voracious reader and regularly enjoys home study courses to augment his reading, including Joel Kellerman's Organon, Dr. Will Taylor's Understanding the Bowel Nosodes, Jeremy Sherr's Noble Gases and Andre Seine's How to Study Materia Medica. He is a member of the HPUS. He has an avid interest in Anthroposophy and also finds that the practice of plant alchemy - Spagyrics - provides a great historical perspective for his studies.

## **Tsue French Establishes USPA Chapter in Louisville, KY**



**We are happy to announce that Tsue French has established an independent Chapter of the United States Psychotronic Association (USPA) in Louisville, Kentucky.**

Tsue (pronounced "Sue") is an enthusiastic member of the USPA and wanted to establish a USPA chapter in Louisville to provide a place where people in that area who have an interest in psychotronics, radioncs, and related subjects could meet, share experiences, and collaborate on projects. Tsue credits the USPA for having a huge influence on the development of her psyche and spiritual awareness. And she hopes to be an "ambassador" to many others around the country and help set up chapters in other cities for those interested in these subjects.

Tsue will be holding meeting once per month, and has secured a meeting room in the Crescent Hill branch of the Louisville Public Library for 7:30 - 9 pm on the last Wednesday of each month beginning January 2018. The meetings will be free to attend, but at present limited to only 25 people. She plans to advertise through Meetup.com, Facebook, and in the local alternative newspaper.

Meetings will follow a basic format of a 60 minute presentation followed by a 30 minute discussion period. Each attendee will receive a sheet of paper for "meeting notes" - upon which will be the name of the speaker, a short bio, main points of the presentation to facilitate discussion, and references to other sources of information on the topic. Tsue plan to use DVDs from previous USPA conferences for the first few meetings, and later will make presentations of her own, and find others with interesting information to present.

Each meeting will also give attendees the opportunity to obtain a membership form for the US Psychotronics Association (USPA), as well as, to borrow from the Chapter "library" – which presently consists of her own collection of books and DVDs that others might find interesting. In addition, Tsue says that she will do her best to get the funds to create a Chapter website where members may voluntarily post contact info, link to interesting podcasts or you tube videos, and see the meeting notes for each meeting.

**The USPA wishes to thank Tsue for her great efforts to establish a USPA chapter in Louisville, and would like to invite all current and former members of USPA living in that area to contact and join with Tsue to make the Louisville chapter a great success.**

You can contact Tsue French at: [tsuefrenchlmt@gmail.com](mailto:tsuefrenchlmt@gmail.com)

## Newly Discovered Psychotronics Related Organizations and Periodicals, August, 2017

A number of newly discovered psychotronics related organizations and periodicals have been discovered since the last issue of the **USPA Journal and Newsletter**. These organizations and periodicals, some of which ceased operation many years ago, are listed below, with brief information. **If you know anything about these organizations, please contact the editor.** The periodicals have been added to the master list of psychotronics periodicals in the **USPA Periodicals Library section** of this journal. We are seeking copies of all issues of these periodicals, which we plan to digitize and make available to our members as a USPA membership benefit. So if you have any issues the periodicals listed below or any of the missing issues of the periodicals listed in the USPA Periodicals Library section of this Journal, please let the editor know by emailing him at: [joreed43@gmail.com](mailto:joreed43@gmail.com).

### Organizations: Dec. 2017

**Instituto Panamericano de Psicotronica (IPSI) (Panamerican Institute of Psychotronics):** This organization was founded by Antonio Zambrano in Bogata, Colombia, in the late 1960s or early 1970s. The IPSI focused on psychotronics, radionics, Kirlian photography, and related subjects. It is unknown if this organization is still functioning or if it ever published a periodical of any kind.

**Radiation Laboratories, Inc.:** This organization was founded in Kansas City, Missouri, by T. Galen Hieronymus in 1948. It focused on radionics and research on, production, and repair of the radionic instrument known as the Pathoclast and the Hieronymus Machine. This machine used what was called "eloptic energy" to treat numerous diseases and disorders in animals and plants at a distance. In June, 1951, due to pressure from the AMA and FDA, Hieronymus sold this Laboratory and ceased building these instruments. This organization published a periodical called "Experimental Special Data Bulletin".

**Universal Society of Pathometrists:** This organization was founded in Chicago, Illinois, in 1929. "It was composed primarily of clinicians who used the radionics instrument known as the Pathoclast," and focused on issues related to this instrument, radionics, and related subjects. It continued to operate up through at least August, 1948, when it held a conference in Kansas City, Missouri, and is believed to have become defunct in the early 1950s. This organization published a periodical called the "Pathometric Journal".

## **Periodicals: (all added to the master list of USPA psychotronic periodicals)**

**American Journal of Electrotherapeutics and Radiology:** This journal was published in New York, New York, by the American Electrotherapeutic Association. It began with Vol. 34, no. 1 (January, 1916), and continued to be published under this title through Vol. 44, no. 12 (December, 1926), when the title was changed to Physical Therapeutics. Editorship continued under William B. Snow, M.D., and journal numbering was also retained under the new title. The prior title had been Journal of Advanced Therapeutics. **The USPA Library needs all issues of this periodical.**

**Pathoclast News:** This was a periodical published in Chicago, Illinois, by Ernest L. Fantus Co. It focused issues related to the use of the radionics device known as the pathoclast, as well as, other subjects related to radionics. It began publishing in the 1930s or 1940s and published several issues, at least up through vol. 4, No. 1, but this issue is not dated, and it is not known if any other issues were ever published. **The USPA Library needs all issues of this periodical.**

**Pendulum: A Monthly Review of Radiesthesia:** This was a monthly periodical published in London, England, by Markham House Press, Ltd. It was founded by F. A. Archdale and was edited by Egerton Sykes. It focused on all aspects of radiesthesia, pyramid energy, subtle energies, and related subjects. This periodical began with Vol. 1, No. 1 (October, 1950) and continued through at least Vol. 13, No.12 (September, 1963), but it is uncertain if any issues were published after that date. **The USPA Library has most of the issues of this periodical, but is missing several issues. Please see the "Among the Missing" section for a complete list of the missing issues.**



**GFIM**

Global Foundation for Integrative Medicines

**2018 - NEW YORK CITY**

**SAVE THE DATE**  
THURSDAY & FRIDAY MARCH 8-9, 2018



**GFIM**  
GLOBAL FOUNDATION FOR  
INTEGRATIVE MEDICINES  
**GFIMUSA.COM**

**2018 GFIM NYC**  
**AT CURRENT, PIER 59**

## **“The Elements of Healing our Planet and Ourselves”**

GFIM’s mission is to promote the integration of all medicines by uniting a diverse international community of doctors, researchers, students, healers and patient advocates from all over the world.



We acknowledge and hold in equal esteem the healing power of Western Medicine, Eastern Medicine, Indigenous Medicine, Energy Medicine, Prayer, Mind-Body Medicine, Nutrition, Natural Medicine, Homeopathy, Yoga, Movement Arts and all integrative practices that heal.

On March 8th & 9th, 2018 at Current – Chelsea Pier 59, GFIM will be organizing this year's World Congress of Integrative Medicines featuring some of the brightest minds and healers of our time to share their knowledge with our intimate audience. It is our belief that **“through healing we unite in peace.”**

*Our Honored Speakers include:*

Linda Lancaster, PhD

Alfredo Sfeir Younis, GFIM Peace Ambassador

Dietrich Klinghardt, MD

Terry Tempest Williams, Author, Environmentalist

Woody Merrill, MD

Jim Gordon, MD

Ann Louise Gittleman, PhD & NY Times Bestselling Author

Prof. Martin Pall, PhD

Ben Asher, MD

Glen Rein, PhD

Martha Cortes, DDS

Jerry Epstein, MD

Roger Laborde, Shaman

Loch Kelly, Meditation and Spiritual Counselor

Will Keepin & Cynthia Brix

Sylvia Moss, Sound Healer

with more to be announced!

*Our GFIM team:*

John Sherdon, DOM & GFIM Conference Coordinator

Camilla Rees, GFIM Ambassador

Kenneth Lee Diehl, Shaman

Althea Gray, Healer

Sandra Rose Michael, DNM



Radha Gopalan, MD


Martina Goldberg, PhD

More Details including a limited amount of discounted pre-sale tickets to be announced before December 2017. If you are interested in more information and notification of the release of pre-sale tickets, please email us.

[gfimcongress@gmail.com](mailto:gfimcongress@gmail.com)



## **Update on Dan Davidson's book, Shape Power: A Treatise on How Form Converts Universal Aether Into Electromagnetic and Gravitic Forces**



You will recall that in the November issue of the USPA Journal and Newsletter, on page 78, we did a write-up on Dan's excellent book, Shape Power: A Treatise on How Form Converts Universal Aether Into Electromagnetic and Gravitic Forces. It was noted at that time, that this book was available on Amazon.com at the outrageous prices of \$90.00 for used copies and \$174.00 for new copies.

Dan Davidson has informed us that these are unauthorized scanned copies of his book, and that new, authentic copies are available from him [through eBay, where Dan is offering his book at a fraction of the Amazon price.](#)

SHAPE POWER describes Dan's analysis of the mysterious pyramid energies, Reich's orgone energy, Schauberger's diamagnetic energy, plus a host of others, and shows how shape and materials interact with the universal aether to modify the aether into electromagnetic and various healing energies. Also described are recent experiments in anti-gravity using pyramid shapes as the basis for over 3 times weight reduction. "Shape power" is the ability of multi-dimensional shapes to manipulate the local space energy.

The Shape Power book is the result of over 35 years of personally funded research by Dan A. Davidson into finding how shapes and different materials convert universal aether into other forces and energies. Dan has broken the code on how the process works; how nature manifests from the virtual particle soup of aether into matter. In addition, Dan has defined a grand unified field theory which puts all this into perspective, complete with the mathematical physics and a morphology of atomic structure. This defines the embryonic basic for a new branch of physics and chemistry. The implications of the breakthrough discoveries elucidated in this book have far-reaching implications in every area of our lives.


For the most part, man builds and creates with little regard to shape other than as a functional mechanism to contain space and to occasionally add aesthetic beauty. It is hoped that by making known the rules of how shapes manipulate energy, that everyone, from inventors, artists, and architects, to each of us as creative beings, can use the scientific rules in Shape Power to create a better world filled with constructive shapes and designs which uplift and ennoble us all.

## Short News, Notes, and Queries

(If anyone would like to make a short news announcement, report something, has a question about anything related to psychotronics and related subjects, or has any information or comments about any of the following notes and queries, please write to the editor, John Reed at: [joreed43@gmail.com](mailto:joreed43@gmail.com))

1. **Does anyone know who the author – owner is of the radionics blog at <https://radionicspectro.com/> ??** It is one of the finest blogs covering radionics and pscychotronics subjects on the entire Internet, but there is no indication anywhere on the very extensive blog as to who the blog owner is, except that his first name is apparently Carl. We would like to compliment Carl on all the very useful and informative articles he has written, and would like to establish contact with him, if possible. Please write to the editor John Reed at: [joreed43@gmail.com](mailto:joreed43@gmail.com)
2. **Does anyone have any periodicals, books, article clippings, devices, or other items about radionics, psychotronics, or related subjects that you would like to have preserved in the USPA Library, Archives, and Museum?** If you no longer need or use the items you have, or if you have a relative who has passed away and was once interested in psychotronics subjects, we would be happy to preserve those items in their name. Please contact John Reed at: [joreed43@gmail.com](mailto:joreed43@gmail.com)
3. **Mangrove College for Radionics: Does anyone know anything about the Mangrove College for Radionics, and if it ever published a periodical of any kind?** Its address at one time was: 1313 N. Market St., Hercules Plaza Suite 3410, Wilmington, Delaware 19801, although this appears to be a mail box service location. It was once headed by a Dr. P. W. Meier.
4. **Do any of you happen to know anything about the Paraphysical Laboratory that was founded in the UK by Benson Herbert in 1966, or have any issues of the Journal of Paraphysics that he published for more than 20 years?** Mr. Herbert's laboratory was located at Privett Farm, Downton, Wiltshire, England, between Salisbury and Southhampton. His mission included an attempt to provide a workable theory and physical explanation for paranormal phenomena, including telepathy, remote viewing, dowsing, and other extraordinary abilities and phenomena. Unfortunately, Benson Herbert died in 1991, and no one seems to know what became of the papers and records of the laboratory, or if he even had any family, who might be

able to shed light on this. So if you know anything about Benson Herbert or have any issues of his periodical, please contact the editor at: [joreed43@gmail.com](mailto:joreed43@gmail.com).

5. **A comprehensive bibliography of articles on biophotons, subtles energies, and related subjects has recently been discovered via the Wayback Machine.** This bibliography was compiled by Dr. Marco Bischof in 2006 and includes over 1,700 articles and monographs on these subjects, dating back to the early 1900s. They include the works of such pioneers in this field as Dr. Alexander Gurwitsch, Dr. Harold Saxton Burr, Dr. Fritz Popp, and many others. Most citations are from peer reviewed journals. [This bibliography is available here for your use.](#)
6. **We have been recently informed that one of the radionics devices that Jerry Gallimore invented in the 1970's or 1980's used a GSR meter in place of a stick plate.** Does anyone happen to have or know anything about this particular device? Such a device would be very significant, because if there is a such a radionics device that can be successfully used without a stick plate, which depends on the sensitivities and subjectivity of the user, it would enable nearly anyone to use that radionics device. One of the problems that beginners in radionics often have is the detection of the "stick", on the stick plate, and some people are never able to develop this ability.
7. **Do any of you know anyone who has ever owned, used, or did research on the Dotto Ring?** This was an electrotherapy treatment device, pictured at left, developed by Gianni Dotto back in the 1970's and is said to have been was used successfully to treat cancer and other diseases in humans and animals. In addition, the Dotto Ring was also said to be able to slow down the aging process and even rejuvenate individuals to some degree.  

8. **Does anyone know anything about a man named William Lehr (1933-1996), who lived in Scammon, Kansas, and who developed several energy and healing devices, and made a reproduction of the T. Henry Moray energy device?** In addition, Lehr is said to have created a high-powered spark-gap device for healing purposes that cured a man who had been sent home to die, as well as a huge bibliography of articles and books dealing with new energy sources and energy medicine and treatment.
9. **Does anyone have video tapes of the presentations that Andrija Puharich made at the 1982 US Psychotronics Association Conference?** The title of Dr. Puharich's first presentation was: "Chemical Compounds: Receptors of Artificial ELF",

**and was sold for a period of time on the USPA website with this title and catalog number F6.**


The second presentation that Dr. Puharich made at the 1982 USPA Conference was the Keynote Address at the Awards banquet. The Title of this presentation was "Kindling + 1" and had catalog number F7. If anyone has either or both of these tapes, please contact the editor, John Reed at: joreed43@gmail.com.

**Andrija Puharich, Chemical Compounds: Receptors of Artificial ELF (1982) F6**

**Andrija Puharich, Keynote Speaker:, Kindling +1; Awards Banquet (1982) F7**

10. **Art Tool and Die Company:** Does anyone know anything about the Art Tool and Die Company that was located in Detroit, Michigan, in the 1930s and 1940s, and apparently manufactured radionics devices? It has been referred to in a number of publications on radionics, psychotronics, and related subjects, but it is not clear what devices they manufactured.

## Help Finish the Documentary Film on Dr. Andrija Puharich



Andrija Puharich was a medical doctor, researcher, inventor, and visionary scientist. Starting in the 1940s, he was obsessed with the reaches of the human mind: he believed that our minds are capable of more than we could ever imagine. His work touched on everything from medical arts, physics, biology, psychedelic drug research, electro-chemistry, astrophysical sciences, engineering and quantum mechanics.

Considered too far out or too ahead of his time, Puharich delved into researching extrasensory perception and psychotronics.

Now, the documentary film on his life needs your help to get finished! Please see the link below and help contribute to the Indiegogo crowd funding page. You can see more information here:

[igg.me/at/puharich](http://igg.me/at/puharich)

Anything helps! You can receive great prizes when you donate! Please help bring this important story to life, once and for all!

E-Mail for more info: [puharichfilm@gmail.com](mailto:puharichfilm@gmail.com)



US Psychotronics 2017 Conference DVD Order Sheet			
DVD	No.	Name	Presentation Title
	2017-1	Jon Klimo, Ph.D / Scott Beutlich	Welcome / USPA "Ted Talk"
	2017-2	Nick Begich	Mind Control: A Brave New World or Enhancing Human Performance
	2017-3	George Kuepper	Radionics & Biodynamics in the Garden: Tuning in to Nature
	2017-4	Lorna Reichel	Unseen Worlds of Subtle Energy
	2017-5	Don Paris	Consciousness Interactive Technology in the 21st Century
	2017-6	Glen Rein	The Holographic Nature of the Mind and its Role in Mediating Higher Order Healing Phenomena
	2017-7	Beverly Rubik and Harry Jabs	The Memory of Water and Beyond
	2017-8	Michael Leger	21st Century Radionics – Theory and Practice
	2017-9	Ed Kelly	Radionics: Easy as 1-2-3!
	2017-10	Jon Klimo, Ph.D.	Nonlocality, Higher-dimensionality, and Radionics
	2017-11	Judy Lynne Cole	K.I.S.S. "Hello" to the Next Collaborative Revolution in the Industries of Health, Art and Music
	2017-14	Linda Lancaster	Endocrine System and its Role in Radionics
	2017-15	Ellen Kamhi	Pineal Stimulation for Higher Health and Consciousness: Radionics - Dowsing - Botanicals
	2017-16	Elizabeth Rauscher	Psychotronics, PSI and Consciousness: A New Revolution
	2017-17	Dan Taylor	History and Overview of Radionics
	2017-18	Marty Lucus	Higher Octaves of Physical Frequencies
	2017-19	Rainer Fromknecht	Body – Water as a Conducting System for Electromagnetic Information
	2017-20	Craig Dongoski	Mental Radio
	2017-21	Scott Ertl	Magnetism and Polarity
	Full Conference Set \$195 with shipping		
Number of DVDs _____ x \$12 _____ + Shipping: _____			
Amount Paid	Name		
\$	Street Address		
	City, State, Zip		
	Phone		
	Email		
Fees in US dollars only, payable to: USPA			<b>Shipping:</b>  First DVD \$3.00  Plus \$.50 for each additional DVD
USPA Office - 815-355-8030      Email: USPsychotronics@gmail.com			
Mail to: 525 Juanita Vista Lane, Crystal Lake IL 60014			
Credit Card Number _____			
Exp. Date _____ CVC Code _____ Zip Code _____			
Signature _____ Date _____			
Check or MO Amount \$ _____ Check or M/O # _____			
Send money via PayPal to USPsychotronics@yahoo.com			
Request PayPal billing from your email account:			

## 2016 US Psychotronics Post-Conference DVD Order Sheet

MP4	DVD	ID	Speaker and Lecture Title
		2016-1	Dr. Beverly Rubik & Harry Jabs- "Geometry Coupled with Intention: Effects of a Pyramidal Structure"
		2016-2	Dan Taylor - "The Physics of Radionics – USPA Luminaries Light the Way"
		2016-3	Panel Discussion- "Subtle Energy w/ E. Kamhi, J. Klimo, G. Rein, E. Rowley, B. Rubik, W. Tiller, Dan Taylor"
		2016-4	Ed Kelly - "The History of Kelly Research Technologies"
		2016-5	George Kuepper - "Practicing Radionics for Farming and Gardening: Past, Present and Future"
		2016-6	Tim Lippert - "Elimination of Lyme Disease, Allergies, and the use of Radiation Hormesis"
		2016-7	Dr. Don Paris - "The Latest Advances in Radionics"
		2016-8	Lutie Larsen and Linda Lancaster - <i>Radionics Cameras of the 1900s</i>
		2016-9	Marty Lucas - "Geometry and the Shape of Disease"
		2016-10	Panel Discussion - "Radionics / G. Kuepper, E. Kelly, L. Larsen, L. Lancaster, T. Lippert and D. Paris"
		2016-11	Dr. William Tiller - "The Power of Human Intention and its Many Applications"
		2016-12	Gayle Mack - "Spiral Breath and the Glia Brain: Activate Higher Consciousness"
		2016-13	Tom Masbaum - "Consciousness - Some Effects of Emotions and Memories on the Body"
		2016-14	Judy Lynn Cole - "Phase Shifting"
		2016-15	Dr. Glen Rein - "Subtle Light Energy and the Substratum: Bio-Physics and Mysticism"
		2016-16	Dean Radin - "Skype: Mind-Matter Interactions at the Quantum Level"
		2016-17	Geoffrey Miller - "Free Energy 30 Years Ago and Where We are NOW in 2016"
		2016-18	Ellen Kamhi - "Herbs, Dowsing, and Radionics: Self-Care Techniques for the Coming Times"
		2016-19	Dr. Karl Maret - "Exploring Subtle Energies in Energy Medicine"
		2016-20	Dr. Jon Klimo - "Radionics: Working with the Post-Cartesian Unified Field"
		2016-21	Kenneth Diehl - "Subtle Energy Relationships in Human Form and Function"
		2016-22	Mary Hardy - "Balancing the Grid so the Schumann Resonance Does Not Affect Human Consciousness"
		2016-23	Dr. John Reed - "Evidence Based Psychotronics"
		Totals	Prices:: 15.00 Each - Plus Shipping (see box below)

<b>Special! - Buy 4 get the 5th one FREE</b>		<b>Full Conference Set \$215</b>	
Number of DVDs _____ x \$15 _____		+ Shipping: _____ Due \$ _____	
MP4 Price - _____ x \$15 _____		Due \$ _____	
<b>Amount Paid</b>		<b>Name</b>	
\$ _____		<b>Full address</b>	
		<b>Phone/email</b>	
<b>Fees in US dollars only, payable to:</b>			
<b>USPA</b>			
USPA Office - 815-355-8030		Email: USpsychotronics@gmail.com	
<b>Mail to:</b> 525 Juanita Vista Lane, Crystal Lake IL 60014			
Credit Card Number _____		<b>Shipping:</b>  First DVD \$3.00 Plus \$.50 for each additional DVD	
Exp. Date _____ CVC Code _____ Zip Code _____			
Signature _____ Date _____			
Check or MO Amount \$ _____ Check or M/O # _____			
Send money via PayPal to USpsychotronics@yahoo.com			
Request PayPal billing from your email account _____			

Note: If a recording is not available for whatever reason, you will be given a refunded or credit.



## Camera for Kirlian photography DE 4447325 A1 (Germany)

### ABSTRACT

The camera takes photographs of high voltage spark overs. It has a recording electrode (1) with a light permeable dielectric (4). High voltage spark overs (3) are exposed onto the film (5). The camera has conventional lenses, film spool compartments and reflex mirrors to allow easy processing. The camera components are located in one housing.

### DESCRIPTION translated from German

The invention relates to a recording device for taking photographs after Kirlianverfahren (electrical high voltage Photography), in which the recording device, which includes the provision and transport of the film material 5, as well as the high voltage generator, which includes the pulse electronics, the control part and the high voltage section and the recording electrode 1, are united as one body, thereby recordings on commercial footage, be with appropriate attachments, even in daylight allows.

In 1943 the Russian Semyon and Valentina Kirlian couple discovered a photographic process by means of which not yet visible energy radiation living matter could be visualized. This process was first patented in 1949 in the Soviet Union (NO. 106401, Class 57b). In the following years it was in Europe for a few insiders an interesting field of research.

The method is based on the observation that high-voltage discharges produce ionized air in specific paths and shapes that are correlated with the energetic radiation busier substances. These phenomena can hold onto light-sensitive materials. In practical application, the receiving surface consists of a covered by a dielectric (insulating layer) high-voltage electrode, while the subject is connected to the device ground, forms the other electrode. The light-sensitive photographic material is made between recording electrode and subject.

The energetic radiation images were systematized and analyzed in many areas of science. Of particular importance was given this method to human diagnostic applications. Extensive work of several authors allow both the use and diagnosis as well as treatment control procedures.

The main drawback of the usual methods are complicated equipment and the need for a darkroom with its own color or SW laboratories.

The inventive method is based on the desire to make the Kirlian photography to a wider group of users. Therefore, a device was developed that can be used on a normal desk job. To avoid expensive laboratory equipment, the equipment has been designed for the use of commercial KB movies, with the development proceeds in specialized laboratories in a few hours.

The inventive method is based on a newly developed Kirlian camera, which is a combination between a Kirliangerät (high voltage electrode) and a photo camera. The device has been designed for all common KB, roll and sheet films both as a slide or negative film in color and SW.

Publication number	DE4447325 A1
Publication type	Application
Application number	DE19944447325
Publication date	Jul 4, 1996
Filing date	Dec 31, 1994
Priority date	Dec 31, 1994
Inventors	Otmar Baldas, Andreas Hanke
Applicant	Otmar Baldas, Andreas Hanke
Export Citation	BiBTeX, EndNote, RefMan
Patent Citations (3), Non-Patent Citations (1), Referenced by (3), Classifications (3), Legal Events (2)	
External Links:	DPMA, Espacenet

### CLAIMS (12) translated from German

1. An apparatus for generating a recording by Kirlianverfahren, characterized in that both the receiving electronics, consisting of pulse generation, high-voltage section and recording electrode (1) and the need for the provision and further transport of the film material parts are in a common housing.
2. A device for generating images according to the Kirlianverfahren, characterized in that the receiving plate made of a light transmissive dielectric (4 b) and a conductive, transparent electrode (1 b), said high-voltage flashovers (3) exposing an underlying film material (5) ,
3. A device according to claim 2, characterized in that the high-voltage flashovers (3) by an arrangement of one or more lenses (8) on a film material (5) are projected.
4. Apparatus according to claim 2 and 3, characterized in that the beam path by a mirror (7) is deflected.
5. Apparatus according to claim 2, 3 and 4, characterized in that an adapter (18) is a photographic or film recording device (15) is coupled.
6. The device according to claim 1, characterized in that a KB film (type 135) guided out of the film container (12) out over the recording electrode (1) and rolled up in feed steps to a coil (14) and after completion of the recordings back to the film canister (12) is rewound.
7. The device according to claim 1, characterized in that a medium format film (type 120) from the film roll on the receiving electrode (1) and is rolled out in the feed steps to a coil (14).
8. The device according to claim 1, characterized in that a sheet film from a magazine (22) out to the receiving electrode (1) is transported and positioned by the receptacle in the magazine (23).
9. The device according to claim 1, characterized in that one instant film out of the magazine (22) is out on the receiving electrode (1) positioned and developed after recording by roll squeezing.
10. The apparatus according to claim 1 or 2, characterized in that a daylight attachment (19) of opaque electrically shielded material on the device (9) is placed and subjects (2) via a light trap (20) is introduced.

Another possibility is presented in the claim 2 method in which the receiving electrode is made of a transparent conductive material. This makes it possible to project the beam path via a deflecting mirror and an optical system by means of one or more lenses onto the film plane of a conventional camera.

Some embodiments are illustrated in the drawings and will be described in more detail below.

Fig. 1 shows the basic principle of the receiving device,

Fig. 2 shows a recording device having a transparent electrode 1 b,

Fig. 3 shows the receiving device 9 with film slot 10,

Fig. 4 shows the recording device 9 with adapter side wall 18,

Fig. 5a shows the daylight attachment 19,

Fig. 5b shows the light-shielding slider 20,

Fig. 6 shows the principle of data insertion,

Fig. 7 shows the absorption principle for the use of plan or instant films.

With high voltage applied emerge, like FIG. 1, between the recording electrode 1 and the photographic subject 2 flashovers. 3 This lead to an exposure of lying on the dielectric 4 light-sensitive film material. 5 The counter electrode 6 can be built in large bodies also through the space potential, for small objects it is inside the unit.

The film insert 10 is, like FIG. 3, the provision and transport of the footage. 5 It is fitted in the recording device 9 and completed by engaging into the side wall 11.

KB is fixed a film from the film container 12 out via the diverting pulleys 13 in the take-up reel 14 and thus inserted with the side wall 11 in the recording device 9 such that the film above the receiving electrode 1 runs. With the transport wheel 16 of the film is moved forward with it snaps into fixed pixel intervals. Is the movie reaches the end, he is turned back with the return crank 17 into the film canister 12 and 11 may be removed by the recording device 9 Open the side panel.

In the medium format film, the film is rolled up on the take-up reel 14 and removed from the receiving device 9 at the end of the recording.

In FIG. 2, the recording electrode and the dielectric 1 b 4 b are made transparent. As a material suitable electrically conductive glasses or films, such as those used in the shielding. The beam path of the high-voltage flashovers 3 can as shown also in Fig. 4, with a mirror 7 and a lens system 8 onto the film material 5 b an external camera 15, which is connected via the adapter side wall 18 with the recording device 9, are projected.

The display of data can be effected according to the principle shown in Fig. 6. Because the high voltage in the receiver electronics conductive structures would cause flashovers, a bundle of optical waveguides is placed on the edge of the receiving field in the electrode. The other end of the optical waveguide is applied individually or in groups with light. About a corresponding encoding is capable of both letters and numbers into the receptacle Show.

Since incident light illuminates the film 5, the recording device can be operated without additional equipment only 9 in a darkroom. In order to operate the recording device 9 even in daylight, daylight attachment 19 is light-tight on the recording electrode 1 with the recording device 9, as shown in Fig. 5a shows connected. To avoid electromagnetic interference daylight article 19 of electrically shielding material is executed. The receiving objects 2 can be introduced by a light trap 20 and positioned on the receiving electrode 1.

Another in daylight, as shown in FIG. 5b, achieved through the use of light protection slide 21 which prevents stray light, while is high voltage arcing 3 emerge on the underlying film 5.

With the apparatus shown in FIG. 7 film in the flat and instant print films can be used. The films are pushed onto the recording electrode 1 and returned after recording it in the tray 23 from the magazine 22. For instant print film development is possible by squeezing roll after shooting.

## PATENT CIT ATIONS

Cited Patent	Filing date	Publication date	Applicant	Title
DE3340104A1 *	Nov 5, 1983	May 15, 1985	Dieter Knapp	Device for visualising corona discharges for diagnostic purposes

11. The apparatus of claim 1 or 2, characterized in that on an opaque cover (21) which protects the film material (5) before incidence of extraneous light, the receiving object (2) is positioned, wherein the high-voltage flashovers (3) exposing the film material.

12. The apparatus according to claim 1 or 2, characterized in that which is introduced in a recording electrode (1) bundle of optical fibers, coded light figures on the film (5) are shown.

Cited Patent	Filing date	Publication date	Applicant	Title
<a href="#">US4222658</a> *	Dec 4, 1978	Sep 16, 1980	Mandel P Friedrich	Device for applying the Kirlian photography for diagnosis purposes on human beings

\* Cited by examiner

## NON-PATENT CITATIONS

Reference
1 * N.N.: Neue Untersuchungsmethode für Medizin und Biologie in Sicht?. In: BILD UND TON, H.11/1975, 28.Jg.,S.347-348

\* Cited by examiner

## REFERENCED BY

Citing Patent	Filing date	Publication date	Applicant	Title
<a href="#">DE102007008673A1</a> *	Feb 20, 2007	Aug 21, 2008	Eberhard Born	Device for receiving corona discharges after kirlian principle, has sensor plate with bearing surface for contact with fingers and feet of patient
<a href="#">DE102007008673B4</a> *	Feb 20, 2007	May 3, 2012	Eberhard Born	Kirliandiagnose-Gerät
<a href="#">WO2005010476A1</a> *	Jul 19, 2004	Feb 3, 2005	Dochernee Predpriyatie S Inostrannimi Investitsiyami 'ener1' Coporaciy 'ener1 Battery Company'	Non-destructive contactless method for controlling tightness by gas-discharge visualisation

\* Cited by examiner

## CLASSIFICATIONS

International Classification	<a href="#">G03G17/00</a>
Cooperative Classification	<a href="#">G03G17/005</a>
European Classification	G03G17/00E

## LEGAL EVENTS

Date	Code	Event	Description
Jul 4, 1996	OM8	Search report available as to paragraph 43 lit. 1 sentence 1 patent law	
Jan 14, 1999	8139	Disposal/non-payment of the annual fee	

[Google Home](#) - [Sitemap](#) - [USPTO Bulk Downloads](#) - [Privacy Policy](#) - [Terms of Service](#) - [About Google Patents](#) - [Send Feedback](#)

Data provided by IFI CLAIMS Patent Services

## **Among the Missing, (and Updates): A Column about Missing People, Organizations, Periodicals, Books, Artifacts, and Collections in the Psychotronics Field**

**by John H. Reed, M.D**

This is a new “column” or section of the USPA Newsletter, and will be an ongoing part of every issue, with the purpose of helping the USPA, as well as, our members and research associates locate people, organizations, periodicals, books, artifacts, devices, collections, and other items that have seemingly disappeared, or have been extremely difficult to find. **Updates will be added, and each missing item will be retained in future issues until it is found or otherwise resolved, since some readers may not have seen prior issues of the USPA Newsletter or the original notice of the missing item.**

**In addition, this will also serve as a “People Locator Service”** to help find authors and researchers on psychotronics, radionics, subtle energies, energy medicine, and related subjects, who have “disappeared” or have died long ago, and whose relatives you may be trying to find in order to preserve the research papers and collection of that person.

In our research and reading, we all have encountered people, organizations, periodicals, books, articles, or other things that we have tried to find, and some people have searched for years to find something, but have not yet found it, despite the vast resources of the Internet. However, with our large USPA membership, we can all help one another find what we have been searching for. Some of you may have experience in genealogical research, or private investigation, law enforcement, or even intelligence work which you could utilize to help each other, or perhaps just make suggestions on how or where to search for something.

**So if there is anything you have been searching for and need help to find, please write to me, John H. Reed, M.D. at: [joreed43@gmail.com](mailto:joreed43@gmail.com), and I will include your search help request in the next and subsequent issues of the USPA Newsletter. And if you have any information about an item that is listed in “Among the Missing”, please write to the same email address and share what you know or your suggestions. If there is something that is confidential, your confidentiality request will be honored and protected.**

### **Missing Issues of the Periodical, The Pendulum.**

As noted in the “Newly Discovered Psychotronics Periodicals”, this was a monthly periodical published in London, England, from 1950-1963, and focused on all aspects of radiesthesia, pyramid energy, subtle energies, and related subjects. The USPA Library has 132 issues of this periodical, but is still missing the following issues:

Volume 3 Numbers 5 through 12 ( February through September, 1953);

Volume 4, Numbers 1through 7 (October, 1953 through April, 1954);

Volume 7, Number 3 (December, 1956)

Volume 8, Number 9 (June, 1958)

Volume 9, Number 11 (August, 1959)

Volume 11, Number 8 (May, 1961)

Volume 12, Numbers 9 through 12 (June through September, 1962)

Only one library in the world has this periodical in its collection: The British Library. If any readers live near this library, or have any of the above issues in their private collections, it would be greatly appreciated if you would xerox these issues and send the copies to the USPA Library. We will be happy to reimburse you for any expenses.

**Please write to the editor (John Reed) ahead of time if you are willing to help:**  
**joreed43@gmail.com;**

### **Missing Person: Paul Sauvin, USPA 2<sup>nd</sup> Vice Pres., 1976 and 1<sup>st</sup> Vice Pres., 1977**

Paul Sauvin, whose full name is Pierre Paul Sauvin, is an electrical engineer and inventor who, [according to one source](#), worked in the aerospace industry and later with the National Institute for Rehabilitation Engineering at St. Joseph's Hospital in Paterson, NJ. He also worked with Dr. Carl Schleicher, head of Mankind Research Unlimited, and helped develop a device called the "[AGRAD Machine](#)". This device was designed to control crop insects, and was introduced on an experimental basis, although it is not known if it ever reached commercial production. Paul Sauvin's mother was Edith Sauvin, who lived in White Plains, NY, and died August 25th, 1987. Edith's only child was Pierre Paul Sauvin, who himself had 2 sons, Alan Paul Sauvin and Steven Eric Sauvin. He also had one daughter, Jane Elizabeth Sauvin. Any help in locating the children of Paul Sauvin would be greatly appreciated, and please write to joreed43@gmail.com.

### **Missing Person and Periodical: William Reid, Editor of the Journal of Scientific Controversy**

We are trying to find William Reid, or his surviving family, who lived in the Boulder, Colorado, area in the 1960s and edited a periodical called "**Journal of Scientific Controversy**."

Mr. Reid had placed an advertisement in a 1963 issue of **Analog Science Fiction and Fact** (ASFF) stating that the first issue of the **Journal of Scientific Controversy** would be published in the second quarter of 1963. The advertisement showed William Reid as the editor, **with the address: P.O. Box 855, Boulder, Colorado**. (There was no zip code at that time.)

However, it is uncertain how many issues, if any, were ever published of this periodical. It is not found in any public, government, or university library in the world, including the Library of Congress or British Library. But many periodicals on controversial subjects are not held by such libraries, so this is not entirely surprising.

If any of you know, or once knew, a person by the name of William Reid, who lived in the Boulder, Colorado, area in the 1960s, please write to the editor at: [joreed43@gmail.com](mailto:joreed43@gmail.com). Many of you are family tree and genealogy researchers, so even if you have never heard of this man, perhaps you would be kind enough to check your genealogy resources to help locate him or his family.

### **Missing Device: Marcel Vogel's Omega- 1 Radionics Instrument**

In a 1987 meeting presentation, [YouTube Video, available here, beginning about 4:20](#), Marcel Vogel states that he had been trying to find a way by which he could measure the subtle energies and fields in the crystals he was working with, and that he prayed to God to give him an instrument to make such measurements. Marcel says that about two months later, a man named Daniel Perkins, apparently guided by higher forces to build such an instrument, came to Marcel's door and said, "Here is your instrument, the Omega-1. You will know how to use it," and walked away. **But where is that particular Omega-1, and were any other Omega-1 instruments built?** It is known that other Omega models of radionics instruments were produced, especially Omega-5 instruments, but it is not known if the company that built them still exists. **In addition, does anyone know who Daniel Perkins is, and where he is located?** Anyone who can shed light on this mystery, please write to the editor at: [joreed43@gmail.com](mailto:joreed43@gmail.com).

### **Missing and Mysterious Stone: The "Swedish Stone" of T. Henry Moray's "Free Energy" Device:**

**Has anyone done any research on what the substance called "Swedish Stone" is that T. Henry Moray used in the 1920s to extract energy from cosmic rays and produce electricity?** According to Moray's original diaries, he discovered the stone somewhere near the city of Abisko, Sweden, in 1913 when he was there doing his overseas Mormon missionary service. He brought the stone back to the US and subsequently created a device using the stone to produce electricity in much the same way that silicon is used to produce electricity when struck by light. However, the Swedish stone used in Moray's device apparently had the particular molecular and/or crystalline structure such that it would produce electricity when struck with **cosmic rays**, which constantly strike the earth. And since cosmic rays are an electromagnetic wave with much higher energy than light, which is also an electromagnetic wave, Moray's device produced a great deal more electricity than any current silicon based devices of similar size.

Since cosmic rays flood the universe, clearly such a device could provide essentially free electrical power anywhere on earth or anywhere else in the universe. Some have hypothesized that the Swedish stone was a radioactive substance, whose radioactivity was used to produce the electricity. However, others believe that the Swedish stone was not radioactive, but just happened to have the particular structure necessary to convert cosmic rays to electricity. Theoretically there are substances like silicon, only of a different structure, that will convert each of the electromagnetic wave frequencies to



electricity, and perhaps Moray just accidentally discovered the substance that would do this with cosmic waves. **Please contact the editor if you have any information about this “Swedish Stone” substance: [joreed43@gmail.com](mailto:joreed43@gmail.com)**

## **Andrija Puharich’s Lost Manuscript and other Puharich Mysteries by Greg Mallozzi**

During the late 60s and into the 70s, Puharich owned and worked out of a large house in rural Ossining, New York. A home laboratory known as Lab 9. Lab 9 produced the most mysterious and far out work that Puharich was involved in when he began to delve deeper and deeper into parapsychological, experimental research: like alleged communication with extraterrestrial beings VIA trance mediumship and ELF (extremely low frequency) waves and their effect on the brain.

At Lab 9, Puharich worked with a faraday cage, a large cage that blocks electrostatic and electromagnetic influences. Puharich found that when a subject was placed inside the faraday cage and a certain level of specially controlled electromagnetic waves were sent through the cage, the subjects ESP abilities were heightened significantly. He conducted what some have called inhumane, psychological experiments on human subjects. Lab 9, like The Round Table Foundation, began to attract people from all walks of life.

Shrouded in controversy, the new film on the life of Dr. Andrija Puharich that we are producing will show what Lab 9 was really like, using never before seen photos, videos and transcripts. In 1978, a mysterious attempt to burn down Lab 9 was made. The town of Ossining ruled it arson. Puharich’s publisher, Doubleday, was also broken into at this time and the manuscript he was working on was destroyed. Was someone out to get Puharich, to discredit and sabotage his work? If so, who? People who were present at Lab 9 at the time of the infamous fire will weigh in on what really happened, which to this day is unsolved.

If anyone has any knowledge about the missing manuscript or other mysteries surrounding the life of Dr. Andrija Puharich or has any video tapes, audio tapes, or correspondence of Puharich, please contact:

Greg Mallozzi at: [gregorymallozzi@gmail.com](mailto:gregorymallozzi@gmail.com) or the editor John Reed at: [joreed43@gmail.com](mailto:joreed43@gmail.com)

## **Combo Mystery: Missing Person, Organization, and Book, All Related**

**Person:** Dr. Floyd S. Graham, Sr. **Organizations:** Radionic Laboratories and Radiant Associates, Inc. founded by Floyd S. Graham, Sr. **Book:** The Radiant Era, by Floyd S. Graham, Sr.

This is our first “Combo Mystery” of a missing person, the organization(s) he founded, and the book that he wrote. The organization “Radionic Laboratories” was referred to in the American Society of Dowsters Quarterly Digest, Vol. 4, No. 2 (May, 1964), page 22, in a letter to the editor, by Dr. Floyd S. Graham, Jr. It indicated that Dr. Graham was the president of the “International Headquarters Unit” of “Radionic Laboratories”, located in the small town of Tumtum, Washington, which is located northwest of Spokane, WA. The letter was signed “Radiant Associates, Inc.”.

These names suggest that there may have been two different organizations, or that the “Radionic Laboratories” was part of the corporation, “Radiant Associates, Inc. However, I checked my database of incorporated organizations, which covers both profit and non-profit corporations, operating or defunct, that have been formed in the United States and



worldwide since the early 1900's, and neither name was shown as ever having existed in the State of Washington. But since the letter was written and published in 1964, there is little doubt that Dr. Graham and the organization entities he mentioned did exist at that time in Tumtum, WA.

A further mystery related to Dr. Graham is the booklet he wrote titled, “The Radiant Era”, date and place of publication unknown. It is being offered for sale online, with a photo, as shown at left. It is said to be

published by the Journal of Natural Living, and is 22 pages long, stapled, and sized 6.75 by 7.75 inches.

However, a check of the WorldCat database, which lists the holdings of every library in the United States, Canada, and the UK, including the Library of Congress and the famous British Library (AKA British Museum Library), shows that this booklet by Dr. Graham is not located in any known library.

**So if you know anything about Dr. Floyd S. Graham, Sr., the Radionic Laboratories, or Radiant Associates, Inc., in Tumtum, Washington, or anything about his booklet, The Radiant Era, please contact the editor, John H. Reed, at: [joreed43@gmail.com](mailto:joreed43@gmail.com). If you happen to have a copy of the booklet in your personal collection, the USPA Library would greatly appreciate it if you would make a xerox copy of it for the library, which you can scan and email as a PDF, or send the physical copy to: USPA Library and Archives, 4401 Roland Avenue, Unit 405, Baltimore, MD 21210.**

## **Missing Devices:**

1. **The AGRAD Machine:** In the 1970's Mankind Research Unlimited, Inc.(MRU), headed by Dr. Carl Schleicher, was offering for sale a device called the AGRAD Machine. It was intended to be used in the electromagnetic treatment of crops and the control of insect populations, and sold for \$390.00. MRU claimed that



AGRAD machines had been used for several years by MRU researchers to conduct experimental applications of the type described in **The Secret Life of Plants** by Christopher Bird and Peter Tompkins, and **Report on Radionics** by Edward W. Russell. Theoretically, the AGRAD machine was intended to produce effects through electromagnetic wavefronts that would interact with and control insects by disturbing the insect sensor mechanisms. A photo of the device and additional information appeared in one of MRU's publications [which you can access here.](#)

## Missing Organizations:

1. **American Electronic Research Association (AERA):** Albert Abrams established the American Electronic Research Association in the early 1920s and it continued to operate until at least 1935, when John F. Spaunhurst was the president of AERA, according to the 1935 Edition of Who's Who Among Association Executives. The AERA published the monthly Journal of the American Electronic Research Association from 1924 through some point in 1936, when it ceased publication, according to Harvard University records.. Only two libraries in the world are known to have issues of this periodical. There are only two issues in the Harvard University Medical School Library, and the Kirkwood School of Osteopathic Medicine has one issue. If you know anything about this organization, or happen to have any issues of its journal, please contact the USPA Journal and Newsletter editor, John Reed at: [joreed43@gmail.com](mailto:joreed43@gmail.com).
2. **International Association for Psychotronic Research (IAPR):** Does anyone know what became of the International Association for Psychotronic Research? And do any of you have copies of its meeting proceedings or newsletter, if such a newsletter were published? It was founded in 1973, even before the United States Psychotronic Association (USPA), which was founded in 1975. However, the current location or activities of the IAPR are unknown.

The IAPR held numerous international conferences around the world, beginning with its first in 1974 in Prague, then Czechoslovakia. At this conference, Dr. Zdenek Rejdak was elected president for the Eastern Division of the IAPR, and Dr. Stanley Krippner was elected president for the West. The 8th International Conference on Psychotronic Research was held in Milwaukee, Wisconsin, 1993, as a joint conference with the United States Psychotronics Association (USPA), but it is unknown if any subsequent conferences of the IAPR were held.

Proceedings of each of these conferences were published. If copies of these proceedings can be obtained, or any newsletters that it may have published, we will add them to the USPA Library and make them available to USPA members.

If you have any knowledge about this organization, please write to the editor at: [joreed43@gmail.com](mailto:joreed43@gmail.com)

- 3. International Radionics Association (IRA):** Does anyone know anything about the **International Radionics Association (IRA)**, which was located in Springfield, Missouri in the late 1940s. This is known, because a book called **The Truth about Radionics** was published in 1947 by this organization, and although the author's name is anonymous, it is highly probable that the author was T. Galen Hieronymus, who passed away many years ago.

I checked several newspaper databases, and references to this organization were found in the press as far back as the early 1930s, and as late as the early 1960s, but nothing more recent than that. If you have any knowledge about this organization, please write to the editor at: [joreed43@gmail.com](mailto:joreed43@gmail.com)

## Missing People, and Updates:

### Missing USPA Related People:

We are trying to track down some of the original directors and officers of the United States Psychotronics Association (USPA), when it was organized in 1975, with the word "Radionics" in the organization title. Does anyone have any information on the current whereabouts of the following people, or family members, if the person is known to have passed away, or where they passed away?? Please check Ancestry.com, social media websites, newspaper archives, and any other databases you have to help find these people.

- 1. Dr. Marcel Vogel and his Research Papers:** Does anyone know what became of the papers and files of Dr. Marcel Vogel, who died in 1991? Dr. Vogel did extensive research on crystals and crystal healing, pyramid power, the "Backster Effect" involving plants and their bioenergetic fields, and a number of other psychotronics related subjects. He also spoke numerous times at USPA conferences. Marcel Vogel worked at IBM for 27 years and had 32 patents. If you have any knowledge about Marcel Vogel and what became of his papers and files after he died, please write to your editor at: [joreed43@gmail.com](mailto:joreed43@gmail.com). The USPA would like to make sure that all of his papers are preserved.

## Missing Periodicals:

- 1. British Journal of Radiesthesia and Radionics:** Does anyone have any issues of The British Journal of Radiesthesia and Radionics. It was published in London,

England, by the British Radiesthesia Association, 1953-1963. The original title was **British Journal of Radiesthesia**, published from 1953-1957. No libraries in the United States, public or university, have this journal in their collection., and only five libraries elsewhere in the world are known to have any issues at all: The British Museum Library (AKA The British Library), Oxford, Cambridge, the National Library of Scotland, and Trinity College Library, in Dublin Ireland. If you have any issues of this periodical, will you please let me know? And for our members and associates in The UK and Ireland, if you can access these periodicals at any of the above libraries, you would do a huge service for all of us if you would Xerox what issues are available and send them to me. A generous donor has offered to pay whatever expenses are involved for doing this service. We will add them to the USPA Library and make them available to researchers. Please contact the editor at: [joreed43@gmail.com](mailto:joreed43@gmail.com)

## Missing Books:

Rhea White and Larissa Vilenskaya wrote a book titled **Parapsychology in the Soviet Union, Eastern Europe, and China: A Compendium of Information**. It was supposedly published by Scarecrow Press of Metuchen, NJ, a well known publisher of reference books. This book was listed as reference work #680 on [page 213 of Rhea White's book, Parapsychology: New Sources of Information, 1973-1989](#), also published by Scarecrow Press. I called the publisher, and they said they have never published this book, and know nothing about it. As you can see from entry #680, Rhea White noted that this book was "in press", so it may have been in a preparation stage, but the manuscript may never have been sent to Scarecrow Press.

Again, I have searched the WorldCat, which shows books and monograph holdings of virtually every public and university library in the United States and Canada, and many of the large libraries in the UK and elsewhere in the world. But this book title does not exist in the WorldCat database, which indicates that this book is not held in any library, even special collections, which are also included in WorldCat. Unfortunately, I was unable to ask either of the authors about this, since both have passed away.

Rhea White was a well known parapsychology researcher, so some of you may have known her or heard her speak of the missing book manuscript that she was working on. Larissa Vilenskaya was from Russia, but lived and worked in the San Francisco area, and she was a prolific researcher on Russian and Eastern European psychotronics research. Please write to your editor at: [joreed43@gmail.com](mailto:joreed43@gmail.com) if you have any information about this at all.

# **Science Uncovers the Phenomenon of Radiesthetic Radiation – My Research Methodology**

**By Piotr Tyrawa  
Wrocław, Poland**

It has been a long time since science searched for the answer to the question why a pendulum or a dowsing rod moves while being held in the hands of a man and what type of natural radiation forces the movement? Just for pleasure I have carried out my own research on the radiation for over forty years and I guess I managed to have solved the mystery of the origin of the radiation, at least to some extent.

It turns out that we are dealing here with a typical paradox in which radiation, and even many types of radiation that is responsible for the radiesthesia phenomenon, are known in physics, especially in radio astronomy, but unfortunately they are not consociated with radiesthesia. Why? The answer immediately comes to mind. The process of consociating this radiation with radiesthesia must involve a human being personally, with their sensitivity and incredible ability to feel very weak intensities of the fields of natural electromagnetic radiation. Only technical measurements of natural radio signals existing in the Earth's environment, without inclusion of these signals in the human measuring system, do not allow us to select the ones to which the human body is sensitive and which use the human body to move, for example, a pendulum.

A dozen or so years ago I decided to look for a chance to identify this mysterious radiation, using in my measurements a pendulum with a special design, one that makes it possible to synchronize it in terms of frequency with the examined radiation.

As an electronics engineer dealing with resonance circles on a daily basis I assumed that if a pendulum, as a mechanical resonance circle with a harmonic variability held in the hands of a man swings in a unfading motion, and the motion is continuous, it means that in terms of physical properties, a force running through a man must affect the pendulum which makes it get into motion, also with periodic variability, with the same or similar frequency to that of the pendulum. If so, it means that between both frequencies – the frequency of the pendulum and that of the radiation field – there should be something like synchronization. Otherwise the pendulum will not move and, if any, its movement will be of fading character.

**“Is it possible that a pendulum can be more or less precisely adjusted to the frequency of the exciting force of the radiation field when changing own frequency of a pendulum motion?” was the most important question I have ever asked myself.**

It was not possible to prove it with the use of a commonly available pendulum. For this purpose an own pendulum was designed which, as it turned out during the

experiments, must be characterized by a high stability of own frequency and the limited number of frequency changes to be introduced – to the eighth digit after the decimal point in Hz.

The constructed pendulum consists of a metal weight screwed onto a threaded steel rod and a handle in which the pendulum is unequivocally suspended on the steel pin blade. By turning the weight, you can move it freely along the rod and thus change the pendulum frequency.

By introducing very small changes in the pendulum frequency and observing its movement, it was noticed that the path along which the weight moves is different each time; the pendulum weight draws in space different curves each time.

During many tests and experiments, the pendulum was improved in such a way that it was possible to follow the process of its synchronization with the mysterious field, which consisted in observing a smooth change in the shape of its movement, a smooth transition from one path of movement to another. The basic requirements that a pendulum must meet so that the process of synchronization of a pendulum with the frequency of the exciting force field could be observed are high stability during its own movement frequency and the technical possibility of making very small, even precise changes of this frequency.

By making such changes, it can be noticed that at any chosen point in space, for some frequencies the pendulum moves in a plane which oscillates to the right and to the left (fig. 1(a)), for other frequencies, the oscillation range is narrowed down (fig. 1(b)), and for yet other, cyclically repeated ones, the pendulum moves only in one plane with a constant azimuth (fig. 1(c)), which means that it synchronizes with the existing field in the selected point. Such a pendulum, synchronised with the tested field, that is the one moving in every place in the space only along a constant plane that does not change its direction (fig 1(c)), has been used to investigate the properties of many types of radiation occurring in nature, and to detect constant distributions of standing waves that they form in the vicinity of the earth's surface.

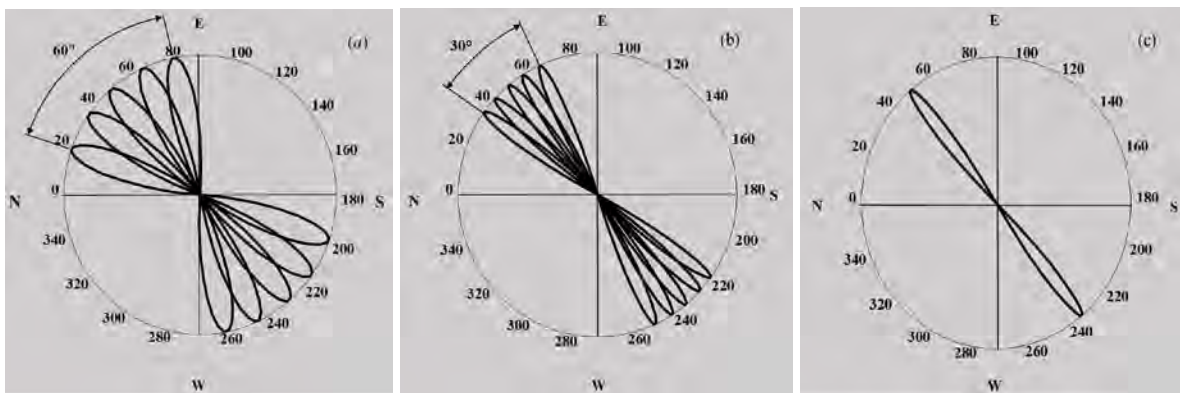


Fig. 1. Relation between the direction of the plane of motion of the pendulum to its frequency

The synchronized pendulum moves in a constant plane, but in different places above the ground surface the direction of this plane is different, there are places where it moves along E-W and places where it moves along N-S, as well as places where it takes intermediate directions.

As it is known, electromagnetic waves are characterised by three vectors: that of the electric field, magnetic field and the vector of the direction of the wave propagation, all mutually perpendicular to each other. It turned out that the plane of the pendulum motion coincides with one of these vectors, namely with the local direction of the wave propagation. The vector of the magnetic field is parallel to the ground surface and perpendicular to the plane of movement of the pendulum and the vector of the electric field lies in the plane of the pendulum movement and is perpendicular to the ground.

My research was focused mainly on establishing how much various kinds of discrete strands of natural radiation there are in the vicinity of Earth, that is in the human environment, and what are their frequencies, both measurable and not measurable with technical methods, that affect man and thus also the movement of the pendulum. I have developed my own research method, in which the basic frequency search sensor is a so-called magnetic resonator, single or multiple-coil wire loop connected to an air capacitor with variable, adjustable capacity (fig. 2), forming together an electrical resonance circuit.

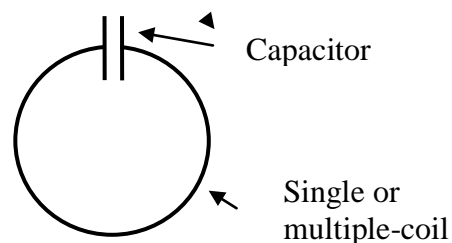


Fig. 2. Magnetic resonator

Changing the capacitor capacitance in a controlled way changes the resonator resonance frequency. Such a resonator located in the tested field, within a short distance from the pendulum, if adjusted to the frequency of the existing radiation, amplifies this radiation, which results in a reaction of the pendulum, consisting in a change of direction of the plane of its movement. The greater the deflection of this plane, the better the resonator is adjusted.

Using a single resonator, it is possible to trace a relatively narrow frequency band with a maximum of 1:4, e.g. 20 MHz to 80 MHz. My desire was to carry out spectrum monitoring in the widest possible frequency range. Therefore, in order to identify unknown frequencies and distributions of standing waves, I needed many resonators, each for a different subrange of frequencies. In total, I made over 20 of them covering the frequency range from 3 kHz to 1500 MHz.

For example, fig. 3 shows the spectrum of natural radiation in the frequency band from 600 MHz to 1450 MHz determined using 4 resonators, and fig. 4 shows the spectrum in the frequency band from 38.8 MHz to 44.5 MHz determined using one resonator, occurring above the ground surface in the vicinity of Wrocław.

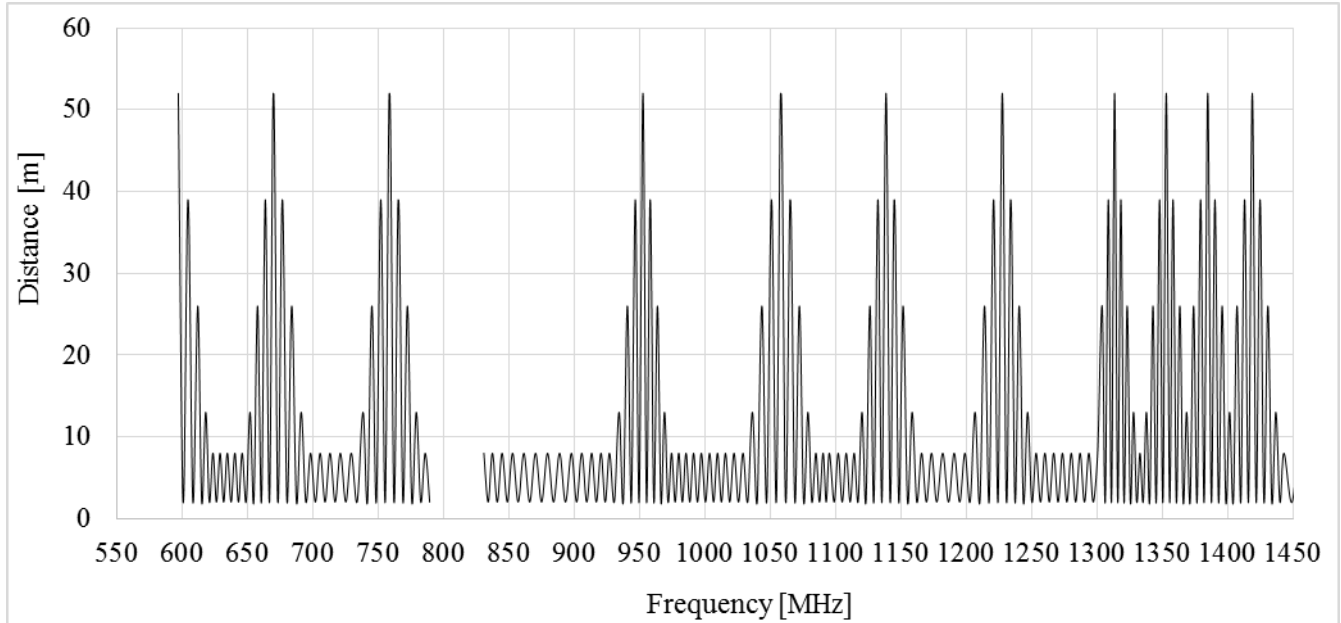


Fig. 3. Natural frequency spectrum in the band 600–1450 MHz

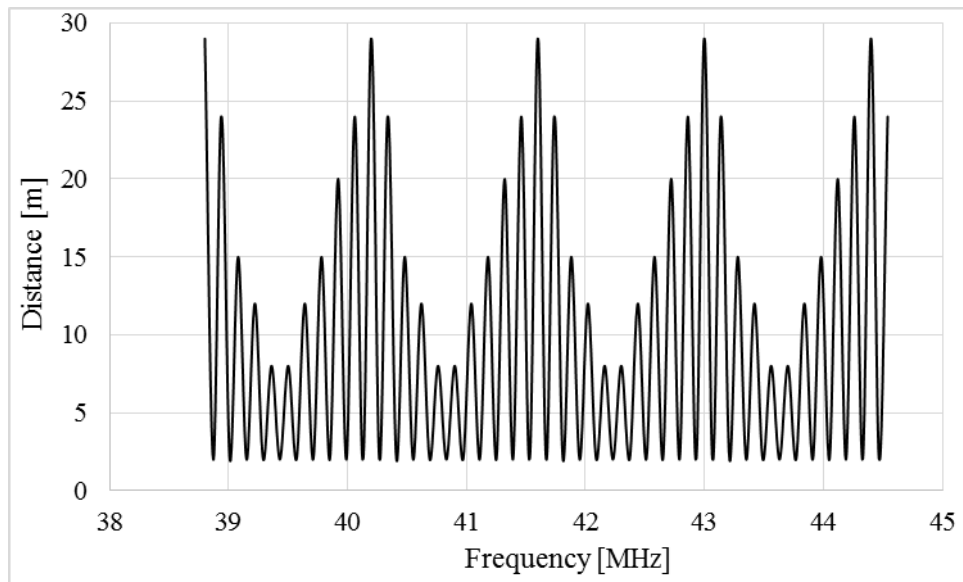


Fig. 4. Natural frequency spectrum in the band 38.8–44.5 MHz

The greater the intensity of the field, the greater the distance between the resonator and the pendulum, so that at each frequency the pendulum deflects no more than  $70^\circ$ .

Each of these types of radiation creates a specific constant distribution of standing waves over the Earth's surface, that is characterized by the presence of permanent places where the field intensity is equal to zero and places where it is at maximum. The places of zero field intensity are formed by regular, fairly complex grids with mesh sizes proportional to the wavelength of each type of radiation.

Determining the smallest grid formed by radiation of 1420 MHz frequency is easiest. This grid is determined by the pendulum only, moving it along the horizontal plane from one point to another and observing the indications of the pendulum. The remaining, larger grids are determined using a pendulum of course, but using also magnetic resonators adjusted to the frequency of radiation, for which the grid is determined. In this case it is the magnetic resonator that moves in space, while the pendulum is always in the same place.

Fig. 5 for example shows the grid of places with zero field distribution for one of its components, which exists above the ground surface for the frequency of 1420 MHz, and fig. 6 shows the corresponding envelope of this distribution.

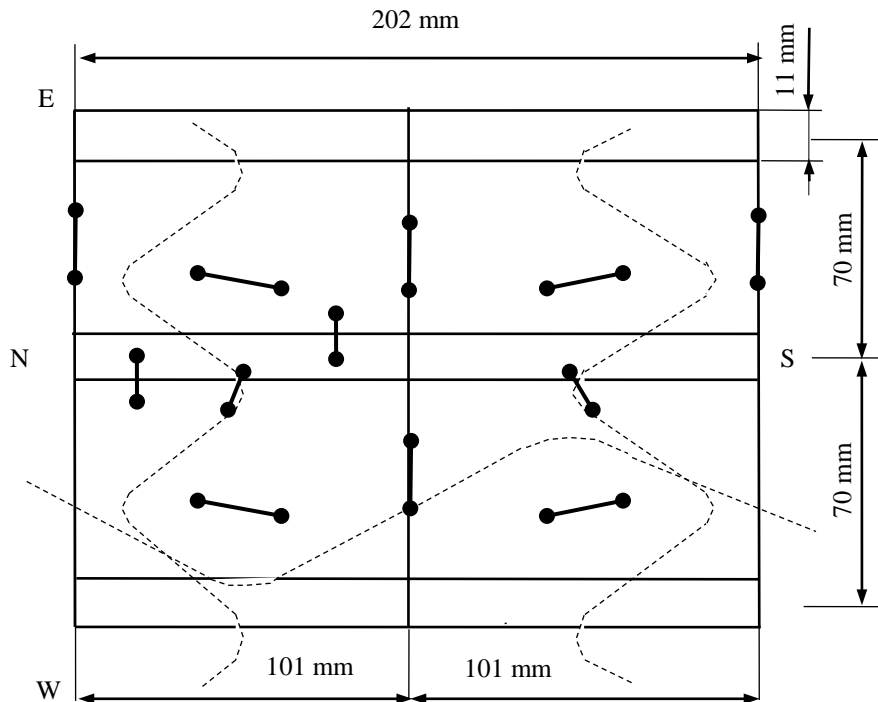


Fig. 5. Four meshes of the grid of zero field intensity at 1420 MHz  
(●—● indicates the direction of movement of the pendulum)



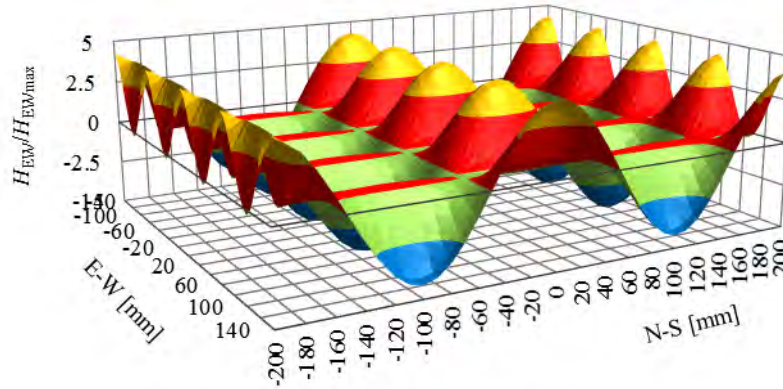


Fig. 6. Field distribution at 1420 MHz

The resultant distribution of intensity of the field of the analyzed radiation in the surrounding of the Earth is very complex. Its analysis carried out based on the available knowledge in the field of physics and astronomy allowed to infer that the distribution may be created in the empirically confirmed form only on condition that electromagnetic waves are not its source but charged elementary particles of cosmic origin modulated by the radiation under consideration falling into the structure of the Earth in most cases from the side of magnetic poles. The ones coming to the Earth from the side of equator are considerably deflected by the Earth magnetic field and do not manage to reach the Earth.

It is not possible for the field distribution to be created above the surface of the Earth through the radiation coming from the space to the Earth simply in the form of electromagnetic waves that would be confirmed with the use of a pendulum.

Initially, I believed, based on the available worldwide research, that there are few (a few or maybe a dozen) discrete frequencies arriving to the Earth from outer space, resulting from the radiation of pulsars, quasars or other sources of radio radiation, as well as those occurring on Earth. My research suggests that these discrete frequencies with small, technically not measurable intensities are significantly greater in quantity. There are a few hundreds of them in the range I investigated. It was possible to select them, thanks to a very selective measuring device, which is a magnetic resonator with high quality factor.

As I have already written, all of them individually create permanent distributions of standing waves over the surface of Earth. However, since they differ in frequency, their antinodes and nodes appear above the ground surface in other fixed places. In fact, in nature we are dealing with the vector sum of all individual field intensities, in most places these fields drift each other, but there are places on the globe, where antinodes of nearly all wave distributions occur at the same time. Although the field intensity in the antinode of each wave distribution is very small, due to the fact that there are many of them, in places where most of them takes their maximum values at the same time, the

intensities of the fields may be very high. For living organisms or technical devices reacting not selectively but simultaneously to a wide spectrum of frequencies, e.g. for people, being in such extreme places can be dangerous to their health, and the operation of very sensitive receiving devices can be inhibited.

I do not speak English well enough to be able to discuss the matter on the telephone, so please forward all queries to my e-mail address.

Kind regards

Piotr Tyrawa, MA (Eng.)

National Institute of Telecommunications, Wrocław, Poland

phone (48) 600 895 004

e-mail: [ptyrawa@gmail.com](mailto:ptyrawa@gmail.com)

**Piotr Tyrawa, MA (Eng.) (1940)** – a graduate of the Wrocław University of Technology, Poland, (faculty of Electronics) **(1966), a long-standing researcher at the National Institute of Telecommunications, Wrocław, Poland**, author of numerous publications, several norms and four patents, appraiser of the Polish Electricians Association in the Department of Electrics. Scientific scope of interest: digital modeling and designing broadcast, receiving and measurement antennas, compatibility of antennas located close to each other, calibration of measurement antennas, protection of the environment from strong antenna radiation, measurement antennas used for radio emission control. For pleasure I am into a mysterious natural radiation which is responsible for radiesthetic phenomena.

## THE BIOLOCATION EFFECT AND DISTANT INFLUENCE OF THE BIOFIELD

Barbara Ivanova\*  
Moscow, USSR

The article presents results of experiments in distant influence of the "biofield" produced by the author on a patient (dowser-operator) with the purpose of healing. Before and after the healing influence, the operator recorded the intensity of the biolocation effect by measuring an angle of rotation of a metal frame. The influence of duration of the stimulation (6 series of observations) and of the distance (5 series of observations) were studied. In addition, numerous series of observations were performed throughout a number of days for finding out the magnitude of experimental error. (Of these, only three series are reported in the paper.) For both the operator and the inductor it was found that the optimal time of bioenergy influence was 90 seconds and that long distances (thousands kilometers) of propagation of the influence were possible. [Author's abstract].

### Introduction

This article presents results of experiments in distant influence of the biofield and measurement of its intensity by using the biolocation effect. The biolocation effect (BLE) is the phenomenon which prior to 1980 was called the biophysical effect, i.e., the effect of the involuntary rotation of a dowsing rod or metal frame under the influence of a "perturbing object." This effect is widely used in the USSR to solve various geological problems related to geological mapping and to the search for ore deposits and underground water.

---

\* The author expresses her appreciation to Dr. Nikolai Sochevanov for some materials and diagrams used in this paper.

Directly opposing viewpoints of this effect and its potential were expressed in three issues of the journal of the USSR Academy of Sciences Geologiya rudnykh mestorozhdeniy (Geology of Ore Deposits), No. 5, 1974, No. 5, 1975, and No. 4, 1976. Numerous articles on this subject discussing various facets of BLE were published in a number of papers. Many of them have been listed in bibliographies of the above-mentioned journal articles [see also relevant articles and discussions in the September and December 1982 and March 1983 issues of Psi Research]. Therefore, without going deeply into the subject, we will briefly describe related terminology and observation procedures which are necessary for understanding results of the experiments.

#### **Terminology**

Operator - an individual who manifests the effect of movement and rotation of the rod (frame) in the proximity of the "perturbing object." In this study, Dr. Nikolai Sochevanov was the operator.

Detector of the effect is a frame of steel wire, in an upside-down L shape with a vertical axis of rotation.

Perturbing object is an object of the material world leading to movement of the frame in its proximity. In this case, the intensity of BLE (an angle of the frame rotation) in the proximity of the operator's legs or of the author during her "transmission" of bioenergy.

Intensity of BLE is characterized by the angle of the frame rotation. Precision of the observations is characterized by the mean square error which is calculated from data of repeated measurements. With experienced operators, this error is in the range of 20-30°. The value of an error in our tests is given below. For obtaining statistically significant values, an error is usually calculated for 15 or more pairs of observations.

Reliability of the biolocation effect was demonstrated by repeated independent observations of different operators or repeated observations by the same operator over long intervals of time (weeks, months, and more).

Effectiveness of BLE was confirmed by drilling about 2,000 wells in the USSR for investigation of numerous

promising sites detected by dozens of operators. In the case of searching for underground water, until January 1980, 1,486 wells were drilled from BLE data which produced underground water with industrial output. In addition, a deposit of radon waters, numerous ore bodies, and an ore deposit were discovered. Many hundreds of thousands of roubles were saved. Since these data prove the existence of BLE, its evidence, though obtained in a quite different field, can be considered to be significant.

The biofield of humans and other living beings, from the viewpoint of Dr. Sochevanov and the author, is not simply a combination of thermal, electromagnetic, and other fields, emitted by the organism, but something else. Its components are manifested and detected outside the organism through: a) ultraviolet radiation (Gurvich); b) Kirlian effect; c) aurameter by Gulyaev (Leningrad State University); d) photon effect (Kaznacheyev and others); e) aura photography (Zolotov); etc. This field (for parts of the organism and for the organism as a whole) can also be detected by the biophysical effect. Some of its peculiarities were found in the tests described below.

#### **Design and Procedure**

An experimental series has been conducted studying the possibilities of healing a vascular disorder in the legs of the operator by using the biostimulation. Distant influence (with telephone contact) was the primary method used, but contact healing and other forms of influence were also employed. For the sake of comparison, remote biofield influence without telephone contact was also conducted. Measurements of BLE (i.e., the angle of rotation of the frame in the proximity of the part of the body subjected to the biostimulation influence) were conducted before and after each healing session.

The biostimulator (Barbara Ivanova) will hereafter be called the inductor and the operator subjected to distant biofield influence (Dr. Nikolai Sochevanov) the receiver. Biostimulation was conducted each morning between 10 a.m. and 1 p.m. Dr. Sochevanov measured BLE in the proximity of his legs for 3-5 min., then telephoned Ivanova. While both

the inductor and receiver were holding the phone line, Ivanova concentrated and mentally directed a "stream" of bioenergy to the receiver's organism. Using a stop-watch, the receiver recorded the beginning and the end of the influence, hung up the phone, and measured BLE every minute, then each 3-5 minutes. To check whether the sensitivity of the operator changed, he measured BLE from a control object (an iron bar) each 10-15 minutes.

The first healing sessions indicated a very clear increase in BLE in the proximity of the legs subjected to healing influence, with the value of BLE increasing by 200-400° or more.

The question arose about the optimal duration of the bioenergy influence, during which a maximal amount of energy can be transmitted. For this purpose, in eight days six tests were conducted with the biostimulation ranging from 35 to 180 sec. The distance between the inductor and receiver was about 15 km (between the Moscow regions of Prospect Vernadskogo and Metro Sokol). The maximum BLE and duration of the after-effect (and, respectively, the amount of bioenergy transmitted to the receiver) were obtained with bioactivation for 90 sec. (Fig. 1).

This activation interval of 90 sec. was repeated twice, 9 and 12 days after the first session. Values for July 25, when the inductor did not feel well physically, were somewhat lower (Fig. 2). On this day a smaller systematic error was recorded with the same magnitude of the mean square error (Table 1).

Further tests included the study of the dependence of BLE intensity on the distance between the inductor and the receiver, using the optimal activation time of 90 sec. In these tests, results of contact healing (i.e., when the inductor's hand was in direct contact with the afflicted leg of the receiver) were compared with results of distant influence (without telephone contact) at the distances of 15 cm, 15 m, 15 km, and 1,500 km. At a distance of 15 cm the participants were situated in the same room; with 15 m - in different rooms of the same building; 15 km, as was mentioned, was the distance between two regions of Moscow; and 1,500 km the distance between Moscow and the town of Sukhumi, to which one of the participants traveled.

**Table 1**  
**Calculation of Errors in BLE Measurements**  
 (with telephone contact between inductor and receiver,  
 duration of influence - 90 sec.)

Compared dates of measurements	Error of BLE measurements, degrees		Number of pairs of measurements
	systematic	mean square	
July 16 and 25	101	25	17
July 16 and 28	24	29	21

#### Results and Discussion

As was mentioned above, the optimal time interval (with telephone contact) which, judging from the magnitude of BLE provides the patient with a maximal amount of bioenergy, is 90 sec. With the biostimulation interval of 120 sec. and more, a decrease in BLE amplitude and in the duration of after-effect was observed (Fig. 1). It is still unclear whether this 90 sec. interval is the optimal duration of influence for different pairs of inductor-receivers. This issue requires further study. The author believes (from some preliminary tests) that this interval depends on the weight (mass) of the receiver as well as a number of other factors.

At the same distance and duration, biostimulation with telephone contact provides much higher BLE values as compared to remote influence without telephone contact (see Figs. 1 and 3). When the influence with direct contact was studied, the inductor touched both of her hands to the receiver's leg. In this case, the value of BLE for the leg subjected to the influence was much higher than that for the other leg (Fig. 4). With distant influence (even at the distance of 15 cm), an increase in BLE was the same for both legs.

Direct contact (laying-on-of-hands) indicated the largest increase in BLE when compared with distant influence



(even at a short distance of 15 cm). Data demonstrating the dependence of BLE on the distance between the inductor and the receiver are shown in Fig. 3 and Table 2.

Table 2  
**Comparison between the Duration of the Biostimulation  
After-Effect Measured by the Biolocation Method  
at Various Distances between Inductor and Receiver  
(with 90-second duration of influence)**

Distance between inductor and receiver	Duration of increased BLE values (min.)	Peak increase in BLE as compared to the background values before the stimulation (degrees)	Area of increase of BLE values compared to values (minutes x degrees)
Contact (0 cm)	78	800	19,450
15 cm	57	480	10,000
15 m	45	420	6,200
15 km	34	320	3,850
1,500 km	40	290	3,150

Column 2 of Table 2 characterizes the duration of after-effect of the bioenergy stimulation. It decreased only twice with the increase in distance of several orders of magnitude.

Column 3 characterizes maximum BLE response to the biostimulation. It decreased only three times with the increase in distance from 0 to 1,500 km.

Column 4 presents the most important data which make it possible to assess the amount of transmitted energy. This amount is directly proportional to the area under the diagram (Fig. 3) with subtraction of the value of BLE before the biostimulation. Increase in the distance by five orders of magnitude (from 15 cm to 15 km) without telephone contact decreases the amount of energy assessed by BLE by 2.6 times. Further increase in the distance by two orders of magnitude (from 15 km to 1,500 km) decreases the amount of energy only

20%. Therefore, there is a possibility of recording the biofield energy through using BLE at a distance of several thousand kilometers (both with telephone contact and without it).

BLE indicated a sharp increase of the biofield near the inductor's head with subsequent decrease to the value before the biostimulation. This took place within 7-15 minutes (Fig. 3). Perhaps many individuals throughout the world possess or are able to learn this art of temporarily increasing his/her biofield and directing it to a person-receiver.

After ten sessions of biostimulation, inflammation in the leg was arrested, although medical therapy which had been conducted for six months prior to biotherapy, had been ineffective. Dr. Sochevanov believes that it is unlikely that the improvement was due to psychotherapeutic influence.

### Conclusions

1. The biolocation effect makes it possible to record (with approximate assessment of the intensity) changes in the biofield of both inductor and receiver during sessions of biostimulation [healing].

2. The method suggests that "transmission" of bioenergy from inductor to receiver occurs during bioenergy influence.

3. The experiments indicate that the biofield possesses a number of peculiarities including:

- a) a high penetrating capacity - this field is not shielded by walls of buildings between an inductor and a receiver;
- b) a very small dispersion (analogous to a laser beam);
- c) a long range of propagation, exceeding 1,000 km, with a very small attenuation, which makes it possible to extrapolate its propagation at least at 3-5 thousand kilometers.

English translation by Larissa Vilenskaya

Prospect Vernadskogo 50A, Apt. 89  
Moscow 117454, USSR

### **Editorial Afterword of Psi Research**

Barbara Ivanova, a leading researcher and healer in Moscow, has done much to spread interest and information about psychic healing and psi in general in the Soviet Union. Her numerous talks, lectures, and workshops in various cities and towns throughout the USSR revealed the intriguing world of psi for millions of people and helped many of them to discover healing capacities in themselves. Barbara was the first who began using "telephone contact" during healing sessions with the view that an individual's voice is as unique as his/her photograph and helps the healer to "tune in" and strengthen contact with the patient.

The above study presents an interesting attempt to make a qualitative evaluation of healing influence and to assess the impact of such important variables as the duration of influence and the distance between healer and patient by using a dowsing method which is widely known and applied in the Soviet Union. One can easily see that the study is not free from subjective factors - the dowser was the patient himself and he was not blind as to the studied variable. However, this pilot study is at least suggestive that the effectiveness of healing influence depends on: a) the duration of influence (which was also noted by other researchers - see "Suggestions for Further Reading" section); b) the condition of the healer; c) the distance between the healer and patient - although effective influence can be exerted at quite long distances. Therefore, further double-blind studies of the impact of these variables on the success of healing influence by using dowsing or other techniques are highly desirable and promising.

Perhaps, results of these studies will extend application of psi in everyday life. They may also confirm the viewpoint expressed recently by psychologist Keith Harary that psi possibly doesn't transcend space and time, but rather our concepts of space and time, based on contemporary limited knowledge.

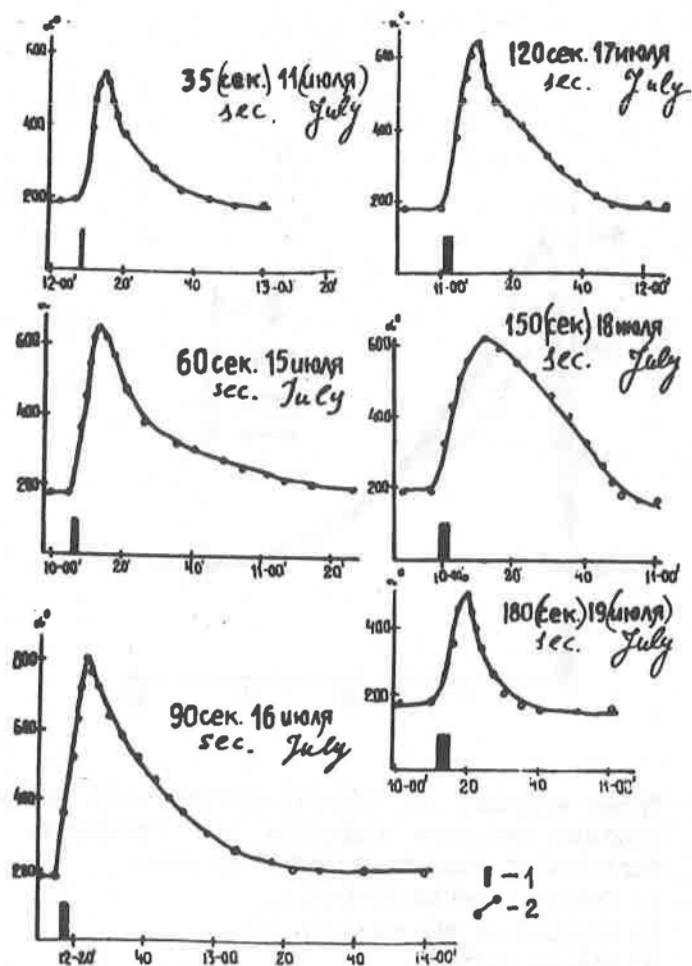


Fig. 1. The intensity of BLE in the proximity of the receiver's leg as a function of the duration of bioenergy stimulation with telephone contact:  
 1) the biostimulation period;  
 2) changes in BLE intensity with time (13-00 and 14-00 in the diagram mean 1:00 p.m. and 2:00 p.m.)

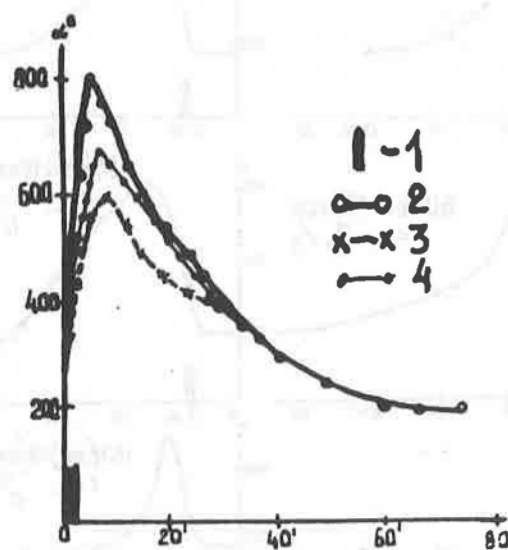


Fig. 2. Three sessions of biostimulation with telephone contact between inductor and receiver. The duration of biostimulation - 90 sec.:

- 1) during biostimulation;
- 2) diagram of BLE on July 16;
- 3) BLE on July 25;
- 4) BLE on July 28.

# Harmonic Translation System - Healing in the 21<sup>st</sup> Century

by Jon Monroe

The little girl was small for her age. At three she was more the size of a one and a half year old. It tugged on the heart to see her tethered to the heavy oxygen bottle as she played with her toys on the floor of the office. Her lungs scarred by oxygen when she was born two months premature, it was now the only thing keeping her alive. A risky lung transplant her only standard medical option. The little girl's mother had heard of remarkable healing solutions to be had in this small office in downtown Denver.

With only a small sample of the girl's hair, the therapist listened to the mother tell her daughters story again as she ran a few quick tests. Within minutes she produces a two ounce dropper bottle of electronically produced medicine. A follow up session is scheduled and the half hour visit is over.

The girl is now almost four. Though still small for her age, her mother says she is in a rapid growth spurt. The girl is intent on telling the therapist everything happening in her life.

X-rays of her lungs show no remaining lesions and near normal capacity. The therapist explains that no further treatment is needed and her lungs will now develop normally.

## HOW?

Using the Harmonic Translation System, The therapist was able to quickly test the girl's lungs for potential healing ability and levels of pathological stress. She then began to scan her data base of tens of thousands of digital medicines looking for something that would cancel the levels of stress and stimulate the lungs to heal. Using electronic kinesiology she feels her way through the branching trees of the data base. A few minor reactions in the homeopathic category for reducing the stress but she knew that would not be enough to get the girls lungs to heal. There! In a seldom used category of clients. These are energetic patterns of other clients mostly used to create constitutional remedies to boost vitality for those clients. This other persons pattern was registering as a powerful healing agent for this little girl. The therapist could not help but smile as her eyes found the small hand blown glass bottle on the window sill. A gift from that former client. A glass blower with lungs of steel. Combing the glass blowers energetic pattern with the homeopathic patterns to reduce stress as well as pure frequencies to facilitate the process she produced the medicine. Over the course of the next several months she created variations of this medicine. Always with the glass blowers pattern at the core. she monitored the girls lungs until she felt them strong enough to continue to heal on her own.

The woman was middle aged and looked run down and unhappy. She explained to the therapist that she had been mildly depressed for at least ten years. She worked in a state office and felt her job had no real meaning or value. Simply put, she felt she could not be her authentic self. Was not even sure what her authentic self might be. A friend had referred her and said she had been helped by a process called the promotion of desire.

The therapist explains that the promotion of desire procedure seeks to temporarily bypass psychological and energetic blockages so as to give the individual a taste or glimpse of what their authentic self or life is. The idea is that you can then act on that new information or insight to bring your life into line with who you are and what you need.

While connecting her to the H T System with a wrist strap, the therapist explains that he needs to record a pattern of her desires to incorporate into the medicine that will hopefully promote the experience of her true self. He asks her to think fondly of something, anything really that she desires or that feels good. Within a few minutes the therapist has created the electronic medicine. He explains that she needs to take a few drops of the medicine every thirty minutes or so while awake for the next seventy two hours. During this seventy two hour period, she needs to be looking for any experience that she can directly relate to the feeling she had when she recorded the pattern of her desire or feeling. If this happens, she must somehow act on this experience. This creates a slight but significant deviation in her path that in time develops into the more true or meaningful situation. The therapist then asks her to please email him with any results as the procedure is unique for her and her feedback would be helpful in refining it for others.

In the email the therapist received three days later she describes an incident she felt was significant. While leaving work for lunch, she was walking across the large lobby of the state office building heading for the door. As she neared the door a well dressed older man opened the door for her and paid her some small compliment. She said that her normal reaction would have been to be slightly embarrassed and say nothing. What happened was that she stopped for an instant, looked at him, smiled and thanked him. Then walked out into the warm sunshine to eat her lunch feeling wonderful. Just as she had felt in the session. In a follow up one year later, she reported that she had quit her office job, moved to the west coast and was engaged in meaningful and challenging work.

## **How?**

The therapist scans the pattern of desire from the woman as she is experiencing the feelings of warmth and longing. He stores this pattern in the HT data base and then combines it with the patterns of Bach flower type medicines to antidote negative emotional states. This combined pattern is then targeted from lower chakra energy centers to higher ones bypassing intervening blockages. The net result is the woman gets to experience seventy two hours as if the negative blockages are gone. If significant experiences happen during this period, the blockages are left further and further behind. This is an acceleration of a normal sequence of growth and evolution.

The Harmonic Translation System is a computer app that synthesizes healing solutions.

For more information, go to <http://www.electronichealing.com/> or contact Jon Monroe at

**jmonroe@electronichealing.com**



## **On the Human Bioenergy Field**

Antonio Giuditta

Department of Biology, Federico II University

Via Mezzocannone 8, 80134 Naples, Italy

Phone: +390812535089

Cell phone: +393493916104

Fax: +390812535089

Email: giuditta@unina.it

### **Abstract**

The telekinetic capacity of gifted subjects has often been observed and instrumentally recorded since the 19<sup>th</sup> century. In his 1907 experiments with Eusapia Palladino professor Bottazzi concluded that telekinetic events are biological phenomena. We have recently examined this hypothesis by exposing common people to a simple telekinetic test. Recorded effects support the view that comparable capacities are widely distributed in the human population to variable degrees. They are assumed to be mediated by a bioenergy field modulated by conscious and subconscious intentions. The field is likely to originate from the human body and may be present in other organisms.

### **Key words**

telekinetic events, human bioenergy field.

### **Introduction**

The human capacity to move objects beyond the reach of limbs (telekinesis) has been repeatedly assessed in talented people since the second half of the 19<sup>th</sup> century (1-5). In 1907, experiments performed at the University of Naples allowed the instrumental recording of telekinetic events produced by the famous medium Eusapia Palladino. Professor Bottazzi who supervised the sessions concluded the experiments by proposing that the recorded phenomena were biological phenomena (3). More recently a large number of human operators were shown to be able to modify the random output of several kinds of physical devices (6), thus supporting the wide distribution of telekinetic capacities in the human population.

To examine this hypothesis with presently available tools should considerably extend our knowledge of the conditions modulating these events and our understanding of the involved mental states. This desirable objective is however hindered by the lack of a simple objective procedure ascertaining the presence of these capacities in tested subjects. This problem became evident to me in the fall 2012 when a middle aged man came to my lab to be examined for his alleged telekinetic capacities. His request prompted a search for a simple and reliable method allowing an objective assessment of these capacities under conditions minimizing artificial interferences. The following pages describe that such method was devised in late November 2012 and was later used to test several people in about 100 different sessions. Results were presented at the Convention of the Parapsychological Association in Viterbo, Italy (August 8-11, 2013), and in an extended abstract published in the winter issue of the 'Explorer', the magazine of the Society for Scientific Exploration. More recently they have been discussed at the Academy of Physical and Mathematical Sciences in Naples, Italy. At the end of April 2013 I became aware that a comparable study of the human bioenergy field had been successfully made at the University of Baltimore, USA, yielding similar results (7).

The test sessions presented in the article have been suitably grouped in experimental sets whose protocols were progressively modified to comply to the emerging data.

### **First set**

#### *Experimental procedure*

Sessions were held at the Biology Department of the Naples Federico II University in the period December 2012-January 2013. The test object consisted in a stack of seven plastic dishes commonly used to eat (diameter, 21 cm; weight, 47 g) held together in the upside down position by a tiny metal screw inserted in their center (Figure 1). On the convex side of the stack the screw ended in a small ring allowing a thin nylon thread (0.14 mm thick) to be tied to it and to suspend the dishes on a fixed support about 30 cm away.

The subject to be tested was seated at about 2 m from the dishes that remained at about the level of his eyes. He entered the room slowly and kept a quiet posture throughout the session. The experimental room was located at the third floor of a century-old Jesuit convent that is hosting the Biology Department in the Naples historical center, a traffic-free city section. The building is quite strong as shown by the thickness of its outer and inside walls that respectively measure 1.20 and 0.8 m. The room is rather large (5x5 m) and high (ceiling at 6 m). Its door and window were kept closed during sessions, no one was allowed to enter, and heating devices were not in operation. In addition to daylight coming from the window, the room was illuminated by two series of three pairs of fluorescent lamps hanging from the ceiling at a distance of about 2.5 m from the dishes.

After a few encouraging sessions during which dish motions in presence of a subject only consisted of rotations on the horizontal plane, small vertical marks were drawn on the dish circumference to indicate dish positions in angular degrees at about 11° intervals. Dish rotations were recorded at 50 frames per second by a digital camera, and the recorded videos were transferred offline to the computer. Dish positions were usually assessed every 30 s. Data were plotted over time to determine the shape and direction of rotation, and the angular displacement and velocity of the dish. Clockwise and counter-clockwise rotations were indicated in graphs by upward and downward lines.

Initial sessions were designed on the belief that telekinetic effects could be only elicited by the subject's active participation and strong wish to move the test object. Accordingly, sessions comprised two contiguous periods of 5 min, the first one of which was the control period. In this period the subject's attention was diverted from his forthcoming task by making him read a newspaper or talking trivial topics with the experimenter. Conversely, in the following experimental period the subject was supposed to adopt whatever mental strategy he considered suited to make the dish move. In the few final sessions a third 5 min period was added to examine the effects produced by the subject focusing his mind on a personal stressful experience (stress period). Each session started after the camera was turned on by the experimenter (AG) as soon as the subject entered the room and sat quietly on his chair.

Nine subjects (8 females and one male) and a female pair were examined with this procedure. On the whole 11 persons aged 23 to 47 years, most of them biology students and a few teachers.

### *Results*

Recorded dish rotations shown in Figures 2 and 3 regard sessions respectively including 2 and 3 periods. Table 1 lists the angular dish displacements determined for each subject and each experimental period. Subjects' identity is indicated by capital letters.

At variance with the expectation of little or no dish motions in the control period, dish rotations were found to be more intense in this first period than in the following experimental period. They exhibited a very large variability among subjects with regard to direction, shape, angular displacement and angular velocity of the dish. Values are expressed per 5 min even when periods inadvertently lasted a bit more (6 or 8 min), as it happened with subject AM and the Cr+Em female pair. Table 1 also shows the ratios of angular displacements determined in the experimental and stress periods with regard to those of the putative control period.

In the control period angular displacements ranged from a maximum of 440 degrees/5 min (subject M) to a minimum of 62 degrees/5 min (subject S). The overall variability encompassed a 7-fold range. The values of the control period markedly decreased in the experimental period in 8 of the 10 sessions (on the average, a 39% decrement). The only exceptions regarded subject S who displayed a negligible 11% increment, and the Cr+Em female pair who scored a 52% increase. In the stress period dish rotation was less pronounced than in the control period in subject V (a 41% decrement), but drastically increased in subject S (2-fold) and in the Cr+Em female pair (2.6-fold). Dish rotation also increased with AG as subject when he focused his mind on a stressful experience (data not shown). In view of his presence in all sessions, the data recorded with the other subjects may also be reflecting his contribution.

Results did not appear to be due to air turbulence in view of the precautions mentioned in the Experimental procedure. In addition, it should be noted that dish pitching or pendulum-like oscillations that were easily elicited even by weak puffs of air never occurred in the experimental sessions, as shown by videos. On the contrary, recorded motions were exclusively dish rotations in the horizontal plane around the dish center.

The possible interference of air currents from the window or thermal gradients was excluded by the persistence of dish rotations when additional precautions were taken and no person was in the room. In the first of these sessions (Figure 4, top panel) a large muslin curtain was placed in front of the window that was

fully covered with the exception of the upper 20 cm. In the additional two sessions (middle and bottom panels of Figure 4) the curtain bottom was sealed to the windowsill by a horizontal rod, and in the third session (bottom panel of Figure 4) a cylindrical curtain made of thick plastic surrounded the hanging dish over its entire height, sealing it on the underlying bench top. Dish rotations were present in each of these sessions. They widely differed in direction, shape, and angular displacement that respectively amounted to 199, 48 and 164 degrees/5min. These results, notably those of the third session, excluded the possibility that dish rotations were due to air currents coming from the window or produced by thermal gradients, but left unanswered the origin of dish rotations.

On the whole, this first set of data indicated that dish rotations occurred when subjects were seated at about 2 m from the test object, and that they could not be attributed to air turbulence in view of the precautions taken and of their exclusive manifestation as rotations on the horizontal plane of the dish. Contrary to expectations, the effects recorded in the putative control period were more intense than in the following experimental period. As argued in the Discussion, the latter behavior, the wide range of inter subjects' variations, and the stress effect concurred in suggesting a biological/mental interpretation of the data. On the other hand, the lack of rotation-free controls prompted a substantial modification of experimental protocols.

## **Second set**

### *Experimental procedure*

The second set of sessions held during June 2013 took place in the same room and with the same test object used for the first set of sessions. However, the protocol was drastically modified to attain suitable control periods displaying minimal or no dish rotations. Accordingly, the sessions started with the subject not in the room (noS period) since he left it soon after turning on the camera. After this noS period he returned to the room for some time (S period). Additional noS->S sequences could be repeated, both periods generally observing the same duration which varied as indicated.

An additional modification regarded the determination of rotation amplitude and velocity. In the previous set of sessions rotations consistently occurred as back and forth oscillations depending on the winding and unwinding of the nylon thread. Consequently, determining the extent of rotation at pre-established times often interfered with the natural completion of the oscillations. This artificial procedure was avoided by determining the amount of rotation with regard to each back and forth oscillation or wave. Waves occurring in a clockwise or counterclockwise direction were identified on the basis of the direction of the first wave, provided its size was sizable. Sessions were held while the muslin curtain covered the window and its bottom was sealed by a rod to the windowsill.

Since data regarded waves of noS and S periods, when they did not complete their course within a given period, they were assigned to the period in which they prevailed. Ratios of S waves to preceding noS waves were consistently calculated. They were also calculated with regard to the following noS waves unless the larger waves of the S period invaded the subsequent noS period. In the latter case noS waves reflected the persisting positive influence of the subject. As a result they were also compared to the noS wave preceding the first larger S wave.

This improved procedure was used to test the capacities of AG in nine sessions and of a different subject in one session. Preference to the experimenter was granted since sessions also aimed at examining the role of intentions and state of mind on telekinetic performance, and these elusive aspects afforded a lesser uncertainty if testified by him.

### *Results*

Initial results collected with the new procedure indicated that dish rotation in S periods was markedly larger than in the preceding and following noS periods. As shown in the left panel of Figure 5, the S wave was 2-fold larger than the previous noS wave and 2.6-fold larger than the following noS wave. In this pilot session noS periods lasted 5 min and the S period lasted 10 min.

In the additional pilot session (right panel of Figure 5) noS and S periods had the same duration (10min). In this session, the first wave was fully completed within the noS period but the second wave started in the noS period but prevailed in the following S period. Accordingly it was considered an S wave that was larger than the previous wave and still larger than the following two noS waves respectively by 55%, 103%, and 171%. Advanced starts of S waves often observed in noS->S sequences were attributed to conscious/subconscious intentions of a subject who was getting ready to enter the room.

The noS->S sequence was repeated once or more than once in the forthcoming sessions (Figure 6 and Table 2). Most of them were run during working hours usually crowded with students and teachers, but a sizable number was held in early or late hours or in weekends when few people were around. Dish rotations were consistently present in noS periods; they were more evident at a session's start and tended to decline later. However, they were stronger or much stronger in S periods than in preceding or following noS periods. When this happened larger waves often persisted in the following noS periods.

When S waves were compared to their preceding noS wave (n=35), ratios had values up to one (n=6) indicating no increment in dish rotation, but much more frequently they were larger or much larger than one (n=29) indicating that a strong increment in rotation occurred in presence of the subject. The average value of two groups of ratios was respectively  $0.85 \pm 0.06$  and  $2.51 \pm 0.20$ , and their difference was highly significant ( $p < 0.001$ ; Student t test for unpaired data). In all sessions the subject was AG.

The three panels of Figure 6 highlight additional effects recorded in the S periods. They are presented as pilot studies of experimental conditions to be subjected to further experimental tests. Data of the left panel regard a noS->S->noS->S session in which the subject read a book during each S period rather than wishing to rotate the dish. Despite his presumed distraction, waves of the first S period and the following waves of the subsequent noS and S periods were larger than the second wave of the initial noS period by 1.96, 2.82, 2.22, and 1.92 times.

Of additional interest are data of a somewhat longer session (noS->S->noS->S->noS) that is presented in the middle panel of Figure 6. In this session the subject wished not to move the dish in the first S period but wished to move it in the second S period. As shown, dish rotation declined in the first four waves that occurred in the initial noS->S->noS sequence; conversely, the three waves present in the second S period and in the last noS period were respectively 2.53, 5.39, and 5.64 times larger than the noS wave preceding them. Apparently, wishing to move the dish markedly increased rotation but wishing not to move it elicited the opposite outcome.

Finally, data recorded from a longer sequence (noS->S->noS->S->noS->S) in which the subject wished to move the dish in each S period, are shown in the right panel of Figure 6. In this session the two waves of the first S period were respectively 3.92-fold and 1.45-fold larger than the previous noS wave, and a much smaller wave occurred in the subsequent noS period. In addition, the wave of the second S period was 2.83-fold larger than the preceding noS wave, and the following two waves were also 1.44-fold larger. The results confirmed that wishing to rotate the dish enhanced rotation.

In the five additional noS->S->noS->S->noS->S sessions summarized in Table 2, S and noS periods lasted 10 min and the subject wished to rotate the dish in all S periods. Data are presented as rotations per wave or wave pair present in each period. Ratios of S rotations to the preceding noS rotations indicate that most ratios were higher than one.

In the second set of experiments the protocol was significantly modified by starting sessions with the subject absent from the experimental room except for the very brief time he needed to turn on the camera. Dish rotation was not fully prevented in noS periods but the presence of a subject in most S periods increased dish rotations almost 3-fold, and the increment often persisted in the following noS periods. The dish rotation present in the initial noS periods was tentatively attributed to the brief presence of a subject who had to turn on the camera.

### Third set

#### *Experimental procedure*

The time course of dish rotations occurring in the initial noS periods was examined by prolonging the duration of these periods. In addition, since these effects regarded sessions prevalently held by the same subject (AG) it was of interest to extend the observations with different subjects. Accordingly, eight noS sessions lasting up to one hour were held at the end of June 2013 in the room of the Biology Department following the same protocol adopted in the second set of sessions.

#### *Results*

In all sessions dish rotation occurred during their entire duration. In addition, spontaneous increments in rotation were often present. Results are presented in Table 3 in terms of degrees of rotation of the recorded waves and ratios of the larger waves to the preceding wave.

The size and time of appearance of the larger waves appeared to be conditioned by the subject turning on the camera. When AG was the subject (top four sessions) waves were very large as in the fourth

session, or large increments in wave size occurred as in the upper three sessions. On the other hand, when the subject was not AG (bottom four sessions) wave size and increments in wave size were lower.

Differences were quantified by limiting the comparison to the first five waves of the upper three sessions (AG group) and the bottom three sessions (other subjects' group) which appeared sufficiently homogeneous. Data were standardized by calculating the size of each wave of each session as the percent value of the corresponding second wave whose prevailing reduced size appeared a reliable reference. Percent values were used to calculate the average value and standard error of each wave in the two groups. These values were consistently larger in the AG group than in the other subjects' group but the large standard errors prevented differences to become significant. The only exception regarded the fifth wave whose difference was significant ( $p < 0.05$ ; Student t test for unpaired data). On the other hand, when percent values of all waves of the two groups were compared, their average value and standard error were  $271.8 \pm 36.04$  for the AG group and  $128.2 \pm 15.21$  for the other subjects' group, and the difference was highly significant ( $p < 0.01$ ; Student t test for unpaired data). The data suggested that in noS sessions telekinetic events were triggered by the subject turning on the camera. His influence lasted a long time (up to one hour) and often suddenly increased.

The main result of the third set of sessions concerned the dish rotations present at the beginning of sessions in which the subject was absent. By prolonging this condition the effects recorded with different subjects who were briefly present in the room at the start of sessions, the entity of dish rotations was shown to significantly depend on the subject involved. Presumably his being aware of the session and his interest in its outcome play a major role in shaping telekinetic profiles.

## Discussion

The main artificial sources of dish movements possibly involved as causative factors of the present data regarded: i) air currents coming from the window or induced by people or thermal gradients; and ii) building vibrations produced by street traffic, underground work, or seismic events. In evaluating the role of these possible artifacts it should be kept in mind that recorded dish motions consistently occurred as horizontal rotations around the dish center. Other movements such as dish tilting, rocking, or pendulum-like oscillations were readily produced by weak air puffs but were never observed in telekinetic sessions.

Air currents were considered to be unlikely since the window and door of the experimental room were kept closed, heating devices were not in operation, extraneous people never entered the room, and the subject and experimenter walked slowly to reach their seat and kept quiet postures during sessions. Furthermore, dish rotations were not prevented by the addition of a large curtain covering the window almost completely, and by a cylinder of thick plastic fully surrounding the hanging dish.

Building vibrations caused by traffic or underground work were also unlikely to elicit dish rotation in view of the distance separating the experimental room from street traffic (about 60 m), and of the unusually sturdy consistence of the building walls. As to seismic events, they appeared an unlikely source of dish rotations in view of the high number of telekinetic sessions held (about 100), their long duration (up to one hour), and their occurrence at different times of the year (from December 2012 to July 2013) and of the day (from early morning to late afternoon). In addition, a survey of seismic events recorded in geological stations excluded their occurrence at the times sessions were held. In any case, building vibrations would initially displace the dish fixed support before causing sudden dish jerks that were never observed.

Dish rotations were analyzed by a conservative computer program that bypassed initial motions before determining the conformity of the rotations to physical law. The analysis demonstrated their departure from the prescribed behavior in 90% of the sessions. The extent of their departure ranged from a weak degree to a very strong degree. An additional computer program demonstrated that the energy involved in the anomalous dish behavior ranged from a few nanoJoules to a few hundred nanoJoules. Both programs were designed and operated by Professor Johann Summhammer (Technische Universität, Wien, Austria) whom I warmly thank for his friendly assistance. Programs' details are available upon request.

If physical factors are unable to account for the recorded dish rotations, their dependence on the conscious and subconscious intentions of the subject may be held as a reasonable hypothesis. The following considerations support its validity.

i) In the first set of analyses dish rotation occurred when each of ten different subjects was in the room. Rotation features were highly variable with regard to direction, shape, angular velocity and angular displacement (Figures 2 and 3 and Table 1). Notably, in the putative control period angular displacements encompassed a 7-fold intensity range. This considerable variability may be hardly attributable to a

corresponding variability in contingent physical conditions that remained the same across sessions. More likely they reflected the widely diverging biological and mental qualities of the subjects. This explanation is in agreement with past telekinetic literature (2-5) and more recent data (6).

The marked and generalized decrement in rotation occurring in the experimental period of the same sessions (a 39% decrease in 8 subjects) may also not be due to changing physical conditions that obviously remained the same. In view of the large number of subjects exhibiting a decrement the eliciting factor is likely to be the same. Most probably it regarded the abrupt change in mental attitude that subjects experienced when shifting from the putative control period to the experimental period. This sudden modification made their mind switch from a relatively relaxed distraction from the telekinetic task to a state of uncertainty and tension regarding their capacity to cope with a never met demanding task. The alternative possibility that the decreased dish rotation was due to the expected decline predicted by physical law is not supported by the quantitatively different modifications exhibited by each subject (Table 1) that ranged from a 59% decrease (subject B) to a 33% increase (the Cr+Em female pair). An additional strong indication that the dish rotation depends on the subject's mental state was provided by the marked increments recorded in the stress period of subject S (2-fold) and subjects Cr+Em (the female pair: 2.6-fold) while they were focusing their mind on a personal stress experience (Table 1).

ii) In the second set of experiments, sessions started with the subject being in the room for the only brief time required to turn on the camera (noS periods). This change of protocol aimed at attaining the rotation-free control periods that were lacking in the previous sessions. Data demonstrated that dish rotations occurred to a certain extent even under these conditions. Their presence was tentatively attributed to the subject's brief visit to the room. His awareness of the forthcoming session and his related conscious and subconscious intentions were assumed to trigger dish rotations, as it was later confirmed in the last set of sessions. Nonetheless, these suboptimal conditions did not prevent dish rotations to be significantly enhanced in periods in which the subject returned to the room and wished to rotate the dish. When this occurred, larger rotations often invaded the following noS period, thus suggesting a persisting influence exerted by the subject. When waves of an S period were compared to those of the previous noS period, and comparison was extended to the larger waves of the following noS period ( $n=35$ ), most ratios were larger or much larger than one ( $n=29$ ), and only in a few cases they exhibited values of one or less ( $n=6$ ). On the average they were respectively  $2.51 \pm 0.20$  and  $0.85 \pm 0.06$ , the difference being highly significant ( $p < 0.001$ ; Student t test for unpaired data).

In view of the large number of noS→S sequences in which these effects were recorded, they may hardly be attributed to concurrent modifications of physical conditions which were not modified during each session or between sessions. The presence of a subject and his wishing to rotate the dish provides a more convincing interpretation. The possibility that his mere presence in the room was sufficient to elicit a telekinetic effect might be suggested by the enhanced dish rotation recorded when the subject read a book rather than wishing to rotate the dish (left panel of Figure 6). However, this single observation still needs to be confirmed. In addition, it may be noted that he was obviously aware of being involved in a telekinetic session, and that his conscious knowledge was presumably compared with his subconscious intentions (8). In brief, his presence in the experimental room did not appear to be a neutral presence. This situation was comparable to that of the ten subjects tested in the putative control period and experimental period of the first set of sessions (Table 1).

While subconscious intentions are likely to contribute to the production of telekinetic events but their participation is not readily demonstrated, the involvement of conscious intentions is attested by the positive results obtained in most S periods of the second set of experiments (see above). A more striking indication might derive from the impairment of dish rotation occurring when the subject wished to interfere with dish rotation (Figure 6, middle panel). However, this observation needs to be confirmed by additional suitable tests.

The dish rotations recorded in the initial noS periods of the second set of sessions (Figure 6 and Table 2) and in the more prolonged noS sessions of the third set (Table 3) raise questions that look like they are difficult to answer in view of the subject's prevalent absence from the room. The data were tentatively attributed to subconscious drives operating during and after his initial presence in the room. This possibility was in agreement with his awareness of the session's objective and received support from the significant dependence of telekinetic effects on the subject's identity (Table 3). A comparable interpretation has been proposed for the results concerning the putative control periods of the first set of sessions. It should be added that since telekinetic effects produced by human subjects on the random output of physical devices have also been recorded when they were far from their targets (6), subjects aware of an ongoing telekinetic session

might exert conscious or subconscious influences on dish rotations irrespective of their being in the room or away from it.

In a recent paper that is closely related to our observations, a torsion pendulum balance was used to demonstrate the presence of a bioenergy field in human subjects (7). The torsion balance consisted of a hemispheric steel mesh closely hanging over the head of a subject. Its recorded motions were fully at variance from oscillations obeying physical law, as they rather consisted in rapidly changing frequencies and amplitudes associated with shifts in the oscillation center. In addition, the effects persisted with decreased intensity for a long time after the subject left the torsion balance.

Our results agree with these data as they demonstrate that the rotation of a suspended plastic dish is markedly enhanced by a wishing subject placed 2 m away from it, that they persist when the subject leaves the experimental room. On the other hand, marked differences exist in procedural details such as the material composition of the torsion balance (steel in their case); its distance from the subject (less than 2 cm in their case); the source of the bioenergy (brain in their case); and the nature of the source (chemical in their case). These differences may be responsible for some of the data we obtained including the lack of rotation-free control periods, the higher amplitude and lower frequency of oscillations, and the absence of shifts in the oscillations center. Some of these differences might depend on the distance between the torsion balance and the subject, and on the length, thickness, and composition of the suspending thread.

A more basic difference regards the nature and origin of the bioenergy field that is assumed to derive from brain chemical reactions in their case (7), in full agreement with a reductionist approach to biology. On the other hand, in our view the bioenergy field derives from the entire body of organisms, notably from its ultimate components (the elementary particles) that are believed to be the basic constituents of mind and body (9,10).

### Legends to the Figures

Figure 1 – The dish unit.

Figure 2 - Sessions with two consecutive control and experimental periods.

Figure 3 - Sessions with three consecutive control, experimental, and stress periods.

Figure 4 – Control sessions for air turbulence.

Figure 5 – Dish rotations in noS->S->noS sessions. S, subject present; noS, subject absent; P, period; W, wave; D, degrees.

Figure 6 – Dish rotations in noS->S->noS sessions. Other details as in Figure 5.

### References

1. Giuditta A. (2010) The 1907 Psychokinetic Experiments by prof. Filippo Bottazzi. *J. Scient. Explor.* 24: 495-512.
2. Alvarado C.S. (1993) Gifted subjects' contributions to psychical research: the case of Eusapia Palladino. *J. Soc. Psych. Res.* 59: 269-292.
3. Bottazzi F. (1907) The unexplored regions of human biology: Observations and experiments with Eusapia Paladino. *Ann. Psych. Sci.* 6: 149-156, 260-290, 377-422.
4. de Rochas A. (1906) *L'exteriorisation de la motricité*. 4th ed. Paris: Bibliothèque Chacornac.
5. Lodge O.J. (1894) Experience of unusual physical phenomena occurring in the presence of an entranced person Eusapia Paladino. *J. Soc. Psych. Res.* 6: 306-360.
6. Dunne B.J. and Jahn R.G. (2005) Consciousness, information, and living systems. *Cell. Mol. Biol.* 51: 703-714.
7. Hansen J.N. and Lieberman J.A. (2013) Use of a torsion pendulum balance to detect and characterize what may be a human bioenergy field. *J. Scient. Explor.* 27: 199-219.
8. Carpenter J.C. (2012) *First sight: ESP and parapsychology in everyday life*. Rowman & Littlefield Publ., Plymouth, UK.
9. Giuditta A. (2004) Essay on the nature of mind. *Biol. Rev.* 97: 187-196.
10. Giuditta A. (2012) The nature of mind and its phylogenetic origin. *Hum. Evol.* 27: 281-290.



# Abstracts of Important Articles and Papers

Below are some abstracts of important papers related to psychotronics subjects found in the academic and professional literature. Many of these articles are still under copyright restrictions, but if you are interested in any of these articles, please write to the editor, John Reed, ([joreed43@gmail.com](mailto:joreed43@gmail.com)) and he will assist you in getting a copy. Also, please remember that one of the benefits of USPA membership is your right to use the USPA Literature Research Service, whereby we will find any article, book, or other item you are seeking on any psychotronics related subject and provide it to you, if at all possible.

**Kohut, Peter, “Unity Principle, Quantum Information & DNA” (Part 1). DNA Decipher Journal. Vol. 7, No. 2 (2017), pp. 66-81.**

## **Abstract:**

The information essence of the Universe dominates over its physical aspect. Its dynamic hierarchic information structure is a manifestation of a divine Mind with its Idea (Intelligence), so the Universe is rational and comprehensible for us. The information coded in DNA reflects the whole universal information at its own level of complexity. This information coded in DNA creates the whole holographic image of a living organism that should be evolved. DNA manages through its instructions the building of biophysical body, which form is given in a quantum holographic image existing at various hierarchical levels of quantum reality (e.g. ethereal, astral and mental). Human body coded in DNA has its various representations at all hierarchical levels of physical reality in a form of multilevel human soul through which the universal divine Spirit is individualized in a concrete Man. The evolution can be imagined as a climbing through the dialectic helix step ladder. It is remarkable that DNA coding the evolutionary process is just the double-helix structure – step ladder. Part I of this two-part article includes: The Unity Principle; The Vacuum; The Nature of Light; Expanding Universe; Nature of Space; and God, Universe, Man & DNA. [\(The full text of this article has been generously made available by the editor, Huping Hu, J.D. here.\)](#)

**(Editor’s Note: The DNA Decipher Journal is an excellent journal edited by Huping Hu, Ph.D., J.D. and Maoxin Wu, M.D., Ph.D., of QuantumDream, Inc., New York, with many articles that are of great importance on the above and related subject matter. Their home page is: <http://www.dnadecipher.com/index.php/ddj/index>)**

**Rafii-Tabar, Hashem and Neda Rafieiolhosseini. Different Aspects of Ultra-weak Photon Emissions: A Review Article. Iranian Journal of Medical Physics. Vol. 12, No. 3, (Summer 2015), pp.137-144.**

**Abstract:**

All biological samples emit ultra-low intensity light without any external stimulation. Recently, scientific communities have paid particular attention to this phenomenon, known as ultra-weak photon emission (UPE). UPE has been introduced in the literature as an alternative for biophoton, low-level chemiluminescence and ultra-weak bioluminescence, while it differs from ordinary bioluminescence, fluorescence and phosphorescence. Some UPE parameters including spectrum and intensity have been already recognized, while other features such as the main origin(s), statistical distribution and fractality of UPE are partially understood. Ultra-weak photon detection has a broad range of potential applications in different industries such as agriculture and medicine. The correlation between UPE and physiological state of a system facilitates the use of UPE as a completely non-invasive diagnostic method in cases such as cancer detection. In this review article, we aimed to provide useful information on specific characteristics, possible origin(s) and potential applications of UPE. Moreover, we introduced some physical models for UPE and presented several controversial hypotheses in this context.

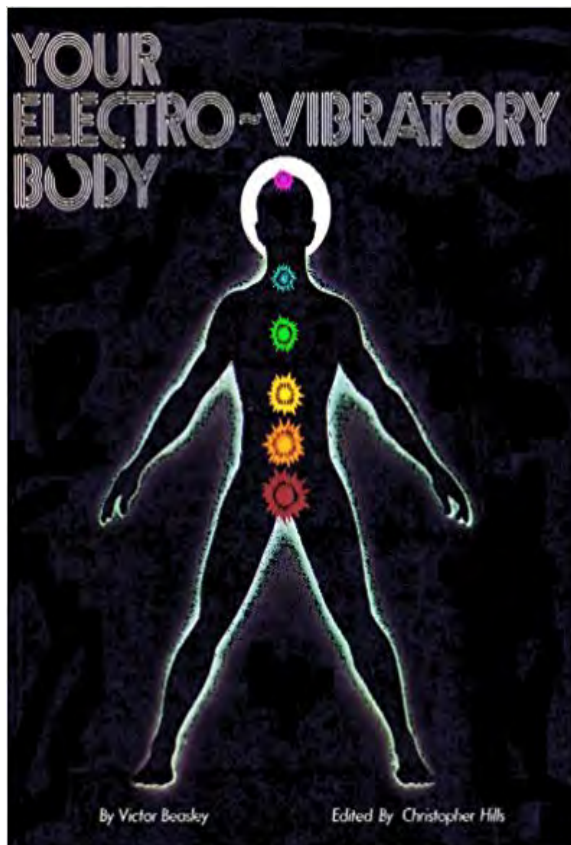
**Muehsam, D., Chevalier, G., Barsotti, T., and Gurfein, BT. "An Overview of Biofield Devices". Global Advances in Health and Medicine. 2015 November; 4(Suppl):42-51. doi: 10.7453/gahmj.2015.022.suppl. Epub 2015 Nov 1.**

**Abstract:**

Advances in biophysics, biology, functional genomics, neuroscience, psychology, psychoneuroimmunology, and other fields suggest the existence of a subtle system of "biofield" interactions that organize biological processes from the subatomic, atomic, molecular, cellular, and organismic to the interpersonal and cosmic levels. Biofield interactions may bring about regulation of biochemical, cellular, and neurological processes through means related to electromagnetism, quantum fields, and perhaps other means of modulating biological activity and information flow. The biofield paradigm, in contrast to a reductionist, chemistry-centered viewpoint, emphasizes the informational content of biological processes; biofield interactions are thought to operate in part via low-energy or "subtle" processes such as weak, nonthermal electromagnetic fields (EMFs) or processes potentially related to consciousness and nonlocality. Biofield interactions may also operate through or be reflected in more well-understood informational processes found in electroencephalographic (EEG) and electrocardiographic (ECG) data. Recent advances have led to the development of a wide variety of therapeutic and diagnostic biofield devices, defined as physical instruments best understood from the viewpoint of a biofield paradigm. Here, we provide

a broad overview of biofield devices, with emphasis on those devices for which solid, peer-reviewed evidence exists. A subset of these devices, such as those based upon EEG- and ECG-based heart rate variability, function via mechanisms that are well understood and are widely employed in clinical settings. Other device modalities, such as gas discharge visualization and biophoton emission, appear to operate through incompletely understood mechanisms and have unclear clinical significance.

Device modes of operation include EMF-light, EMF-heat, EMF-nonthermal, electrical current, vibration and sound, physical and mechanical, intentionality and nonlocality, gas and plasma, and other (mode of operation not well-understood). Methodological issues in device development and interfaces for future interdisciplinary research are discussed. Devices play prominent cultural and scientific roles in our society, and it is likely that device technologies will be one of the most influential access points for the furthering of biofield research and the dissemination of biofield concepts. This developing field of study presents new areas of research that have many important implications for both basic science and clinical medicine.



## **Your Electro-Vibratory Body: A Study of the Life Force As Electro-Vibratory Phenomena (The Supersensitive Life of Man) 3rd Edition**

**by Victor R. Beasley (Author) and Christopher Hills (Editor)**

**Series: The Supersensitive Life of Man (Book 1)**

**Paperback: 292 pages**

**Publisher: University of the Trees Press; 3 edition (June 1, 1979)**

**Language: English**

**ISBN-10: 0916438279**

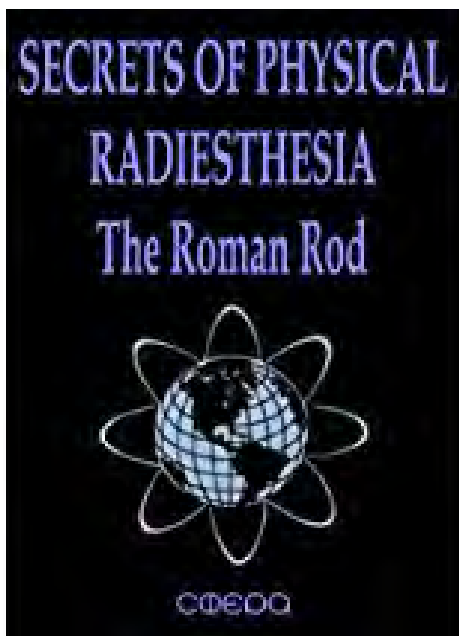
**ISBN-13: 978-0916438272**

**Package Dimensions: 9.1 x 7.3 x 1.1 inches**

**[Available for sale on Amazon.com](https://www.amazon.com/dp/0916438279) or from the USPA Library.**

This book is a study of "The Life Force". People like Einstein who forever push the mind onward to new frontiers are responsible for the breakthroughs that usher in some new leap in Man's evolution. Today, a network of scientists across the globe continue probing the outer limits of physics and the fascinating depths of the human body. In an endeavor to verify and prove in modern terms the true nature of existence, they venture beyond the attitude that the unknown is therefore impossible.

Here Victor Beasley documents for us the research and findings of a nucleus of pioneers that includes such notables as Alice Bailey, George De La Warr, Christopher Hills, Humphrey Osmond, Sulman and Krueger and Nikola Tesla. The accounts presented in this volume are concerned with the possible influence which certain radiational or "electro-vibratory" forces might exert upon human behavior. The term "electro-vibratory" is meant to have a generic application. Hence, with an "electro-vibratory" concept, the attempt is to reflect an identity which is thought to be common to the different forces, all whose promulgation is understood to involve the vibration, oscillation, or radiation of energy, and whose composition, whether at a physical or meta-physical level of inquiry, is thought to entail charged electrons or similar particles.



## **SECRETS OF PHYSICAL RADIESTHESIA: THE ROMAN ROD (Gravity Resonance) Kindle Edition**

**by Veselin Bozhikov (Author)**

File Size: 546 KB

Print Length: 28 pages

Publisher: SFERA Association  
(September 17, 2014)

Publication Date: September 17, 2014

Sold by: Amazon Digital Services LLC

Language: English

ASIN: B00NP7BTPU

In this book, the author reveals the secret of the Roman Rod (Roman Cane).

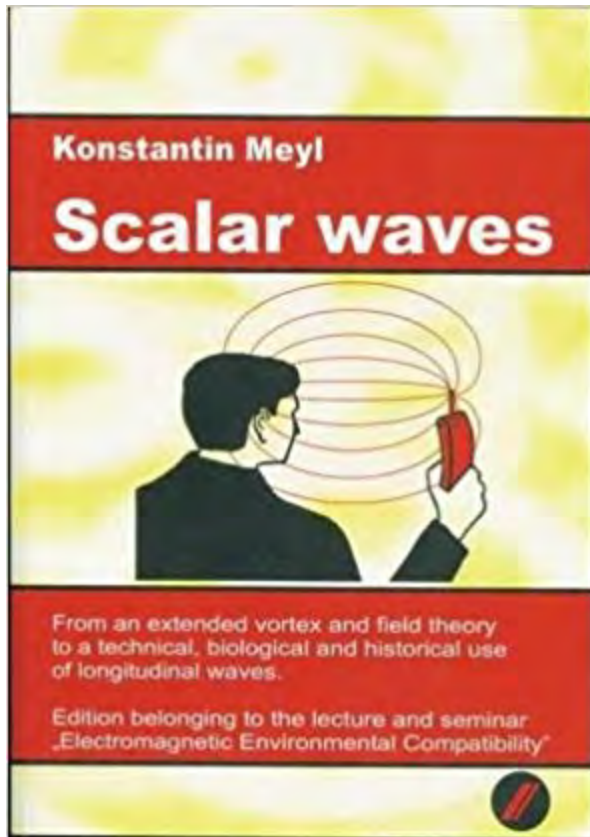
Here you can find the laws of antique physical radiesthesia, the construction of the device (original and modified) and the methodology for exploration.

It is shown that contemporary radiesthesia is mental and mixed, and not entirely physical. Here, for the first time is presented information about gravitational location, gravitational resonance, and their relation to radiesthesia.

Below is the Table of Contents of this book:

## CONTENTS

INTRODUCTION.....	4
CONSTRUCTION.....	5
BALANCE AND REACTION.....	6
MAINTENANCE.....	12
RESEARCH ACTIVITY.....	13
FUNCTIONING PRINCIPLE.....	16
EXPLORATION METHODOLOGY.....	18
ADVANTAGES AND DISADVANTAGES.....	21
SOME AMBIGUITIES.....	22
CONDITIONS FOR GRAVITY RESONANCE.....	23
INSTRUCTIONS ON HOW TO MAKE IT.....	24
SECURITY MEASURES.....	25
CONCLUSION.....	26
CONTACTS.....	26



# Scalar Waves

by Konstantin Meyl

**Publisher:** Indel GmbH (2003)

**Language:** English

**ISBN-10:** 3980254240

**ISBN-13:** 978-3980254243

**Package Dimensions:** 8.2 x 5.9 x 1.5 inches

[Available from Amazon.com. at](https://www.amazon.com/dp/3980254240)

[outrageous prices:](https://www.amazon.com/dp/3980254240) used from \$269.93

and new from \$400.00. Or you can borrow it for free from the USPA Library;

This monumental book by Professor Konstantin Meyl is probably the best, and most comprehensive book ever written on the subject of scalar waves. With 30 chapters and 657 pages, this book covers every conceivable aspect of scalar waves, including properties of scalar waves, the relationship of scalar waves to bioresonance, frequency therapy, homeopathy, vortices and anti-vortices, gravity, electrogravitation, aether, ball lightning, Tesla coils, Scalar wave technology in antiquity, and many other topics.

This short list is only a fraction of the subjects discussed in great detail by Dr. Meyl, and their relationship to scalar waves. The Table of Contents of this book is provided below, so that you can see the amazing spectrum of topics covered about scalar waves. This book is certainly one that you will want to have in order to enhance your understanding of the sometimes mysterious subject of scalar waves.



## Table of Contents

Preface to the Lecture. 1 <sup>st</sup> Edition 1996 .....	III
Table of contents .....	IV
Part 1 edition belonging to lecture "Electromagnetic environmental compatibility"	
1. Introduction .....	1
1.1 Discussion about limits .....	3
1.2 Wireless telephones .....	5
1.3 Absorption of waves .....	7
1.4 Overlap effect .....	9
2. Tasks .....	11
2.1 Tasks of the electromagnetic environmental compatibility .....	11
2.2 Tasks of the electromagnetic compatibility (EMC) .....	13
2.3 Declaration of conformity .....	15
2.4 EMC-techniques to measure the emission of interference .....	17
2.5 Electro smog .....	19
2.6 EMC-techniques to measure the stability against interference .....	21
2.7 Tasks of the biological compatibility .....	23
2.8 Natural fields .....	25
2.9 Electricity of the air .....	27
2.10 Biological effects .....	29
2.11 Artificial fields .....	33
2.12 Protection against artificial fields .....	35
2.13 Unsolved tasks .....	37
3. Approach .....	39
3.1 Principle of causality .....	41
3.2 Field-theoretical approach .....	43
3.3 Duality .....	45
3.4 Flow vortices .....	47
3.5 Rankine vortex .....	49
3.6 Vortices and anti-vortices .....	51
4. Properties .....	53
4.1 Concentration effect .....	53
4.2 Duality of the vortex properties .....	55
4.3 Derivation of the electron as an elementary vortex .....	57
4.4 Quanta as field vortices .....	59
4.5 The photon .....	61
4.6 Pair creation .....	63
4.7 Noise .....	65
4.8 Condenser losses .....	67
4.9 Vortex lines and vortex streets .....	69

4.10	Water colloids as vortex balls.....	71
4.11	Transport phenomenon.....	73
5.	Derivation and interpretation .....	75
5.1	Fundamental field equation .....	77
5.2	Mathematical interpretation .....	79
5.3	Physical interpretation .....	81
5.4	Phenomenological interpretation.....	83
5.5	Atomistic interpretation.....	85
5.6	Derivation of the Klein-Gordon equation.....	87
5.7	Derivation of the time dependent Schrodinger equation .....	89
5.8	Derivation of the time independent Schrodinger equation .....	91
5.9	Interpretation of the Schrodinger equation.....	93
6.	Theory of objectivity .....	95
6.1	Proof.....	95
6.2	Law of conservation of energy .....	97
6.3	Radius of the electron.....	99
6.4	Maxwell's field equations .....	101
6.5	Transformation equations.....	103
6.6	Field overlap .....	105
6.7	Field dependent curvature of space .....	107
6.8	Electromagnetic interaction.....	109
6.9	Gravitation .....	111
6.10	Field dependent speed of light .....	113
6.11	Universality .....	115
6.12	Aether .....	117
6.13	Spin and tunnel effect.....	119
6.14	Interpretation of the measured faster than light speed.....	121
6.15	Definition of the speed of light .....	123
6.16	Relativity and objectivity .....	125
6.17	Transformation .....	127
6.18	Transformation table .....	129
6.19	Interpretation of the transformation table.....	131
6.20	Particle decay .....	133
7.	Proof.....	135
7.1	Elementary vortices .....	137
7.2	Matter and anti-matter .....	139
7.3	Positronium.....	141
7.4	Dipole moment .....	143
7.5	Myon.....	145
7.6	Calculation of the vortex fields .....	147
7.7	Calculation of the proton .....	149
7.8	Strong interaction .....	151
7.9	Magnetic moment of the proton .....	151

7.10	Structure of the neutron .....	153
7.11	Calculation of the neutron .....	155
7.12	beta-decay .....	157
7.13	"Weak interaction" .....	159
7.14	Tau particle .....	161
7.15	Pions .....	163
7.16	Table of vortices of the Mesons .....	165
7.17	Table of vortices of the Baryons.....	167
8.	Unified theory .....	169
8.1	Structure of the field theory .....	171
8.2	Unification of the interactions .....	173
8.3	Temperature.....	175
8.4	Heat .....	177
8.5	Sound.....	179
8.6	Basic principle of cybernetics.....	181
8.7	Structure of adaptive regulatory circuits .....	183
8.8	Information.....	185
8.9	Philosophy of nature.....	187
9.	Usage.....	189
9.1	Longitudinal electromagnetic waves .....	191
9.2	Medical technical usage.....	193
9.3	Flying objects .....	195
9.4	Electro gravitation?.....	197
9.5	Free energy? .....	199
9.6	Nerve conduction and action potential .....	201
9.7	Wireless energy transmission technology .....	203
9.8	Measuring and switching technique of Nikola Tesla .....	205
9.9	Energy technical usage .....	207
9.10	Environmental compatibility .....	209
9.11	Ecologically fair usage .....	211
9.12	Claims concerning the environmental compatibility.....	213
9.13	Epilogue belonging to the lecture (part 1).....	215
	Abstract belonging to scalar waves, part 1 .....	218

Part 2, edition belonging to the energy technical seminar .....	219
10.0 Preface to the seminar, part 2 .....	220
10. Oscillating interaction .....	221
10.1 Kepler's laws .....	221
10.2 Unknown interaction .....	223
10.3 Harmony of the alternating current engineers .....	225
10.4 Four fundamental interactions .....	227
10.5 Resonating interaction .....	229
11. The growing globe .....	231
11.1 Long-distance effect of the neutrinos .....	231
11.2 Model of expansion .....	233
11.3 Ancient Egyptian legend of Genesis .....	235
11.4 Inner structure of the earth .....	237
11.5 Earth's core as a converter of neutrinos .....	239
11.6 Speed of growth .....	241
11.7 Conservation of angular momentum .....	243
11.8 Set of difficulties concerning the change of magnetization .....	245
11.9 The weakly damped moon .....	247
11.10 Calculation of celestial mechanics .....	249
11.11 The biblical age .....	251
12. New cosmology .....	253
12.1 Concerning the formation of our solar system .....	253
12.2 The birth of the planets .....	255
12.3 The derivation of the Titius-Bode law .....	257
12.4 The hollow planet .....	259
12.5 Concerning the formation of the universe .....	261
12.6 Counter examples concerning the 2nd law of thermodynamics .....	263
12.7 Entropy destroying potential vortices .....	265
13. Recording of space and time .....	267
13.1 The measuring technical debacle .....	269
13.2 The clock paradox .....	271
13.3 The Tamarack mines experiment .....	273
13.4 Field dependent linear measure .....	275
13.5 Experiences from space travel .....	277
13.6 Spherical aberration .....	279
13.7 Step by step understanding of the measuring technique .....	281
13.8 Discussion of the cosmological insights .....	283
14. The way towards free energy .....	285
14.1 The liberalization of the energy markets .....	285

14.2	The consequences of the liberalization .....	287
14.3	The chances of the wind energy .....	289
14.4	The chances of being self-sufficient concerning energy .....	289
14.5	The space energy technology of nature .....	291
14.6	The gap in the energy balance of man.....	293
14.7	Carl Freiherr von Reichenbach .....	293
14.8	Cold fusion and Genesis .....	295
14.9	Photosynthesis .....	297
14.10	How nature materializes .....	299
14.11	Lightning .....	301
14.12	Ball-lightning.....	303
14.13	Discussion concerning the neutrino conversion .....	305
15.	Principle of functioning of space energy .....	307
15.1	The course of the field lines .....	307
15.2	Gravitation.....	309
15.3	Systematizing the interactions .....	311
15.4	Magnetic force converter.....	313
15.5	The railgun .....	315
15.6	Unipolar induction.....	317
15.7	Tendency to instability .....	319
15.8	Unipolar field configuration .....	321
15.9	The Testatika .....	323
15.10	The secret of the Testatika.....	325
15.11	The key to free energy .....	327
16.	Space energy technology (SET).....	329
16.1	The unipolar generator .....	329
16.2	Derivation of Maxwell's field equations.....	331
16.3	SET-devices with rotating magnetic fields.....	333
16.4	Commentary concerning magnetic SET-devices.....	335
16.5	RQM and the space quanta manipulator.....	337
16.6	SET-devices with pulsed magnetic fields.....	339
16.7	SET-devices with Mobius winding .....	341
16.8	Mobius converter of Seike and Coler .....	343
16.9	Tesla's flat coil .....	345
16.10	The secret of the flat coil .....	347
16.11	Discussion concerning the technology of the neutrino collectors .....	349
17.	Technical use of the weak interaction — .....	351
17.1	Radioactivity caused by neutrinos.....	351
17.2	Nikola Tesla, the discoverer of the neutrino radiation .....	353
17.3	Transmutation and reduction of radioactivity .....	355
17.4	The Patterson Power Cell .....	357
17.5	Report concerning the cold fusion.....	359
17.6	Water-Fuel-Cell technology .....	361
17.7	Unconventional electrolysis .....	363

17.8	Materialization of neutrinos .....	365
17.9	Oscillation of size and luminescence .....	367
17.10	Phosphorescence and sonoluminescence .....	369
17.11	Discussion concerning the use of the weak interaction.....	371
18.	Physical phenomena .....	373
18.1	Water as a catalytic converter for neutrinos .....	373
18.2	Background and zero point radiation .....	375
18.3	The Casimir effect .....	377
18.4	Effects under high tension .....	379
18.5	Flying discs .....	381
18.6	Propulsion with neutrinos .....	383
18.7	Antigravitation or levitation .....	385
18.8	Discussion concerning the effect of closed field lines .....	387
18.9	Concerning the determination of the stand of today's energy technique .....	389
19.	Own experiments .....	391
19.1	Concerning the rating of experimental physics .....	391
19.2	The charge amplifier from the workshop of handicrafts .....	393
19.3	Interpretation of the observations with the charge amplifier.....	395
19.4	High-tension experiments in the laboratory for performance electronics .....	397
19.5	Measurement of dielectric capacitor losses in the HF laboratory.....	399
19.6	Analysis of the measured capacitor losses .....	401
19.7	Microwave oven for testing in the laboratory of electrical engineering .....	401
19.8	Microwave heating by decay of vortices .....	403
19.9	The Tesla coil from the workshop of handicrafts .....	405
19.10	Biological effectiveness of the Tesla coil .....	407
19.11	Wrestling for measuring technical insight in the Transfer Centre.....	409
19.12	Neutrinolysis, the alternative splitting of water .....	411
20.	Cosmic experiments .....	413
20.1	Millions of voluntary test subjects at 11 August 1999 .....	413
20.2	Model of calculation for the cosmic experiment .....	415
20.3	Physical technical consequences .....	417
20.4	Biological consequences .....	419
20.5	Epilogue to 11 August 1999 .....	421
20.6	Dropping of the neutrino radiation .....	423
20.7	Analysis and comparison of the occurrences .....	425
20.8	Radioactive decontamination with the help of a supernova.....	427
20.9	Free energy from the Orion constellation .....	429
20.10	Interaction of the neutrinos with the core of the earth .....	431
20.11	Changing of polarity and apocalypse .....	433
20.12	Scalar wave gauges for the prediction of earthquakes .....	435
20.13	Calculation of future occurrences.....	437
20.14	Epilogue belonging to the energy technical seminar (part 2) .....	439
	Abstract belonging to scalar waves, part 2 .....	442

Part 3, edition belonging to the information technical seminar .....	443
21.0 Prefaces to the seminar, part 3 .....	444
21. Derivation of the scalar wave .....	447
21.1 Lord Kelvin in a delicate mission .....	449
21.2 Helmholtzian ring-like vortices in the aether .....	451
21.3 Taking apart of the wave equation .....	453
21.4 Derivation of the scalar wave equation .....	455
21.5 Derivation of a plasma wave .....	457
21.6 Mistakes of the HF technology .....	459
21.7 Coupling of the wave parts .....	461
21.8 Set of difficulties of the near-field .....	463
21.9 Transition to the far-field .....	465
21.10 Scalar wave model .....	467
21.11 Double-frequent oscillation of size .....	469
21.12 Electric and magnetic scalar wave .....	471
22. Properties of scalar waves .....	473
22.1 Wave-particle compromise .....	473
22.2 Concerning the measurement of light .....	475
22.3 Comparison of the parts of Tesla and Hertz .....	477
22.4 Noise, a scalar wave phenomenon .....	479
22.5 Neutrino radiation .....	481
22.6 Parallel instead of serial image transmission .....	483
22.7 Comparison of the properties .....	485
23. Research of scalar waves .....	487
23.1 Frequency diagram .....	487
23.2 The reverse of the HF medal .....	489
23.3 Radiesthesia .....	491
23.4 Prediction of earthquakes with the help of scalar waves .....	493
23.5 Searching water with the help of scalar waves .....	495
23.6 Receiving scalar waves with the Lecher antenna .....	497
23.7 Assignment according to wavelength .....	499
24. Medicine of oscillation .....	501
24.1 Mediation of information with the help of scalar waves .....	501
24.2 Systems with positive feedback .....	503
24.2.1 The Synchrometer .....	503
24.2.2 The sound therapy .....	503
24.2.3 The colour therapy .....	505
24.2.4 The aromatherapy .....	505
24.2.5 The gem therapy .....	505
24.2.6 Meditation and self-therapy .....	505

24.3	Systems with negative feedback.....	507
24.3.1	The homeopathy .....	507
24.3.2	The bioresonance .....	507
24.3.3	The frequency therapy .....	509
24.4	The Zapper .....	511
24.5	Discussion concerning the medicine of oscillation .....	513
25.	Contributions to the discussion concerning the information technical use .....	515
25.1	Window of the sensuous perception.....	515
25.2	The sense organs (nose, eye, tongue) .....	517
25.3	The nerve conduction .....	519
25.4	The brain, a scalar wave computer .....	521
25.5	Concerning signal engineering .....	523
25.6	Stability against interference and repair mechanisms .....	525
25.7	The microwave window .....	527
25.8	Discussion concerning scalar wave medicine .....	529
26.	Recapitulation from the viewpoint of textbook physics .....	531
26.1	Common misinterpretation of the antenna losses.....	531
26.2	Wave damping by field vortices .....	533
26.3	Laplace versus Maxwell .....	535
26.4	Error term in the wave equation .....	537
26.5	Interim result.....	539
26.6	Failure of the Maxwell theory .....	541
26.7	Concerning the evidence situation .....	543
27.	Faraday versus Maxwell .....	545
27.1	Energy out of the field.....	545
27.2	Vortex and anti-vortex .....	547
27.3	Vortices in the microcosm and macrocosm .....	549
27.4	Faraday's law and Maxwell's formulation .....	551
27.5	The discovery of Faraday .....	553
27.6	Different formulation of the law of induction .....	555
27.7	Contradictory opinions in textbooks .....	557
27.8	The field-theoretical approach .....	559
27.9	Derivation of Maxwell's field equations .....	559
27.10	Derivation of the potential vortices .....	563
27.11	Derivation of the fundamental field equation" .....	565
27.12	The Maxwell field as a derived special case .....	567
27.13	Derivation of the wave equation .....	569
27.14	The new field approach in synopsis .....	571
28.	Objectivity versus relativity .....	573
28.1	The question concerning the aether .....	573
28.2	Vortices, an overlap of the overlap.....	575
28.3	Field overlap.....	577



28.4	The derivation of the length contraction .....	579
28.5	The dependence of the Lorentz contraction on the field .....	581
28.6	Boscovich and the respiration of the Earth .....	583
28.7	Derivation of the gravitation .....	585
28.8	From subjectivity to objectivity .....	587
28.9	The objective standpoint .....	589
29	Mathematical gleanings .....	591
29.1	General and special theory of relativity .....	591
29.2	Transformation table .....	593
29.3	Discussion concerning the root of Lorentz .....	595
29.4	Mathematical derivation of the neutrino .....	597
29.5	Universal constants and constants of nature .....	599
29.6	The fundamental number e .....	601
29.7	The pentacle .....	603
29.8	The vortex, which is rolling up .....	605
29.9	The Golden Proportion .....	607
30.	Scalar wave technology in antiquity .....	609
30.1	Thesis .....	609
30.2	Prerequisites .....	611
30.3	Approach .....	613
30.4	Circumstantial evidence .....	615
30.5	Radio technical concepts .....	617
30.6	Wireless telegraphy .....	619
30.7	AM temple technology .....	621
30.8	Modulation of acoustic signals .....	623
30.9	Broadband FM broadcasting technology .....	625
30.10	Epilogue .....	627
	Contacting address and information .....	634
	Table of formula symbols .....	635
	References .....	636
A:	Publications concerning the theory of objectivity (primary literature) .....	637
B:	Publications about the theory of objectivity (secondary literature) .....	641
C:	Literature concerning physics in general .....	643
D:	Literature concerning geophysics, geology, geography and astronomy .....	644
E:	Literature concerning the EMC and biological compatibility .....	644
F:	Literature concerning Tesla and criticism of textbook physics .....	644
G:	Literature concerning free energy .....	645
H:	Literature concerning medicine, biology and chemistry .....	646
J:	Literature concerning history and more peripheral subjects .....	646
	Appendix .....	647

## USPA Generous Donor Recognition Page

The USPA would like to give special recognition on a continuing basis to people making generous donations to the United States Psychotronics Association. To do this, we are creating this special “USPA Generous Donors Recognition Page” that will be carried in each issue of the **USPA Journal & Newsletter**, beginning with the December, 2016, issue and going forward. New names will be added as other generous donations are received.

**We wish to recognize the following individuals for their generosity:  
(in alphabetical order)**

**Mary Hardy**

**Michael Leger, ( [Homeodynamics, LLC](#) )**

**John H. Reed**

**Arnold Reinhold**

**Eric Rowley**

**The USP wishes to extend our thanks and gratitude for their generosity.**

**To make a tax deductibe donation** to the United States Psychotronics Association (USPA) online, please go to the [USPA home page and scroll down to the “Donations” tab](#), where you can make a donation using your credit or debit card. **For those who wish to make a donation by check**, please make your check payable to USPA and mail it to the **USPA treasurer, Scott Beutlich, 525 Juanita Vista, Crystal Lake, IL 60014.**

## USPA Periodicals Library Update

In order to do good psychotronics research of any kind, whether it involves radionics, radiesthesia, psionic medicine, dowsing, subtle energies, biophotons, or any other subject covered by psychotronics, one needs access to as much of the periodical literature as possible on these subjects.

**To address this issue, the United States Psychotronics Association has resolved to identify and acquire every psychotronics related periodical that has ever been published anywhere in the world, and to retain copies in the USPA Library.**

**As a first step, we have developed the following list of periodicals that focused on or frequently had articles on psychotronics related subjects.** But this is only a preliminary list, and we know that there are probably more psychotronics periodicals that have been published, but that we do not yet know about.

So please look over the following list and check your own personal physical libraries and your computers to see if you have any issues of the periodicals on this list. Even if you just have one issue, please let us know, because that may be the one we need to complete all the issues of a particular periodical. **Please write to me (John) at: [joreed43@gmail.com](mailto:joreed43@gmail.com), since I am the USPA librarian and archivist coordinating this effort,** and tell me what periodicals you have.

**As a whole, the members of USPA have a huge “library” of periodicals, but it just happens to be “distributed” among its members** at this point in time. However, we can work together, and if you would be willing to loan, donate, xerox, or as a last resort, sell copies of your periodicals for the USPA Library, then we will be able to build a large centralized library of all psychotronics periodicals. And all USPA members will then be able to use these periodicals in their research or for their reading enjoyment.

**American Journal of Electromedicine:** Daniel Kirsch Ph.D., developer of Alpha-Stim Craniotherapy Electrical Stimulation (CES) was the first editor; **The USPA Library needs all issues.**

**American Journal of Electrotherapeutics and Radiology:** This journal was published in New York, New York, by the American Electrotherapeutic Association. It began with Vol. 34, no. 1 (January, 1916), and continued to be published under this title through Vol. 44, no. 12 (December, 1926), when the title was changed to Physical Therapeutics. Editorship continued under William B. Snow, M.D., and journal numbering was also retained under the new title. The prior title had been Journal of Advanced Therapeutics. **The USPA Library needs all issues of this periodical.**

**American Radio Therapy Society Journal:** This was a periodical published in Hollywood, California, by the American Radio Therapy Society, which had been founded by Dr. Ruth Drown in 1949. This periodical began with vol. 1, no. 1 in June, 1949, and continued to be published for a period of time. However, it is not known when it ceased publication or how many issues were published, but presumably it ceased sometime before Dr. Drown's death in 1963. This journal focused on radionics psychotronics subjects, and had no interest in ionizing radiation therapies, such as x-ray therapy, which were also known as "radio therapy" at that time. The only library in the world that has copies of this periodical is the National Library of Medicine in Bethesda, Maryland. **The USPA Library needs all issues of this periodical.**

**BEMI Currents:** BEMI Currents was a quarterly journal published by the Bio-Electro-Magnetics Institute in Reno, Nevada, from 1989-1993. The editor was Dr. John Zimmerman. This journal began with vol. 1, no. 1 (Spring, 1989) and continued through Vol. 3, no. 4 (March, 1993), after which it ceased publication. **A total of 12 issues were published, and the USPA Library has all 12 issues in its collection.**

**Bioeffects Newsletter:** This was a periodical that was published by the "Physiology Program", Office of Naval Research, in Arlington, Virginia, and focused on the biological effects of electromagnetic fields. It probably began sometime in the 1977, because it is known that Issue #5 was dated April, 1978. The Bioeffects Newsletter is believed to have ceased publication when the Bioelectromagnetics Society (BEMS) was formed in 1978, because it was edited by Thomas Rozzell, who served as the editor of the BEMS Newsletter for the Bioelectromagnetics Society. This periodical is not found in any library of the world, but is undoubtedly in a number of private collections. **The USPA Library needs all issues of this periodical.**

**Bioelectric Medicine:** Journal founded in 2014, Kevin Tracey, M.D., President of the Feinstein Institute for Medical Research, which has established a Center for Bioelectronic Medicine; **The USPA Library needs all issues.**

**BioElectroMagnetics:** Published by John Wiley and Sons from Vol. 1, No. 1 ( 1980) to present. It is the **Journal of the Bioelectromagnetics Society**. We need all issues. All articles are freely available online at Johns Hopkins, back to 1980; **The USPA Library needs all issues.**

**Bridges:** This was the newsmagazine of the International Society for the Study of Subtle Energies & Energy Medicine (ISSSEEM) from 1990 through the present. **The USPA Library has a complete set of this periodical from vol. 1, no 1 (Spring, 1990) through the present.**

**British Journal of Radiesthesia and Radionics.** Published by the British Radiesthesia Association, 1953-1963. The original title was British Journal of Radiesthesia. **The USPA Library needs all issues.**

**DeLaWarr Laboratories Newsletter:** published by George and Marjorie DeLaWarr, and later their daughter Diana Di Pinto, from 1964-1986. **The USPA Library has a complete set of these, unless you know of any issues published after 1986.**

**Dowsing Today:** The journal of the British Society of Dowsters, published from 2000 to the present. Original title was Radio Perception, which began in 1933. **The USPA Library needs all issues.**

**Earthpulse Flashpoints:** This periodical was edited by Dr. Nick Begich and published by Earthpulse Press, Inc. in Anchorage Alaska. It focused on such subjects as Patrick Flanagan's neurophone, biohazards of ELF, living cells as electromagnetic units, and other psychotronic related subjects. It began with Series (Volume) 1, no. 1 in 1996, and continued until at least 1999, when the last known issue, Series 2, no. 3, was published. Only one library in the world has this periodical in its collection, the UAA/APU Consortium Library in Anchorage, Alaska. **The USPA Library needs all issues of this periodical.**

**Electro and Magnetobiology:** Published by Taylor and Francis from 1993-2002. Title was changed to Electromagnetic Biology and Medicine. **The USPA Library needs all issues.**

**Electromagnetic Biology and Medicine:** Published by Taylor and Francis from 2003-present. Former editor, Dr. Abe Liboff; **The USPA Library needs all issues.**

**Electronic Medical Digest:** published in San Francisco, California, by the College of Electronic Medicine, and then the Electronic Medical Foundation from 1946 - 1955, edited by Fred J. Hart. **The USPA Library needs all issues.**

**Electrus Newsletter:** This periodical was published by the American Institute of Archives located in Keene, Texas, in the early 1990s. It was edited by Mark Simpso, author of the book, The Rife Way III, and focused on Royal R. Rife research and bioelectromagnetics. It began with Issue #1 (August, 1990) and published at least two issues, with the second being Issue # 2 (November, 1990). However, it is not known if any other issues were ever published. According to WorldCat, it is not held by any library in the world. **The USPA Library needs all issues of this periodical.**

**Energy & Character - Journal of Bioenergetic Research:** This was a periodical published by Abbotsbury Publications, Dorset, England, UK, and focused on psychotronic related subjects, especially orgone energy and Wilhelm Reich's research. It began with vol. 1, no. 1 (January, 1970), and continued publishing 3 times per year for 38 years, but ceased publication with volume 37 in 2009. **The USPA Library needs all issues of this periodical.**

**Experimental Special Data Bulletin:** This was a monthly periodical published in Kansas City, Missouri, by the Radiation Laboratories, Inc., headed by T. Galen Hieronymus. It began with Vol. 1, No. 1 (January, 1948) and continued through at least Vol. 2, No. 7 (July, 1949), but it is uncertain if any issues were published after that date. **The USPA Library needs all issues of this periodical.**

**Extension Bulletin, Electronic Medical Foundation:** This was a series of bulletins published by the Electronic Medical Foundation of San Francisco, beginning in 1950. Thomas Colson was the editor, and at least three issues were published. It is not known if additional issues were published. **The USPA Library needs all issues.**

**Information Service Newsletter:** This was a quarterly periodical published in Oxford, England, by the Delawarr Laboratories, Ltd., and the Radionic-Magnetic Centre Organisation. It focused on radionics, subtle energies, and related subjects. This periodical began with Vol. 1, No. 1 (Spring, 1973) and continued through at least the Winter, 1980, issue, but it is uncertain if any issues were published after that date. **The USPA Library needs all issues of this periodical.** No libraries in the world have this periodical in their collections. If any readers happen to have copies of this periodical in their personal library, it would be greatly appreciated if you would xerox these issues and send them to the USPA Library. Please write to the editor (John Reed) ahead of time if you are willing to help: joreed43@gmail.com;

**Interdimensional News:** This periodical was edited by Peter Kelly, who founded what is now [Kelly Research Technologies \(KRT\)](#), and published by Interdimensional Sciences, Inc., in Lakemont, Georgia. It focused on radionics, energy medicine, effects of EM waves and fields, and other psychotronic related subjects. It began with Volume 1, no. 1 (Fall, 1983) and continued on until the final issue, Volume 3, no. 3 (May-June, 1986). **Through the generous donation of Ed Kelly, USPA Board member, and current CEO of Kelly Research Technologies (KRT), the USPA Library has a complete set of this periodical.**

**Journal of Advanced Therapeutics:** Published in New York, New York, by the American Electrotherapeutic Association. It began with Vol. 20, no. 1 (January, 1902), and continued to be published under this title through Vol. 33, no. 10 (December, 1915), when the title was changed to the American Journal of Electroherapeutics and Radiology. Editorship continued under William B. Snow, M.D., and journal numbering was also retained under the new title. The prior title of this journal had been Journal of Electrotherapeutics; **The USPA Library needs all issues of this periodical;**

**Journal of Bioelectricity:** Published by Taylor and Francis from 1982-1992. Title was changed to Electro and Magnetobiology. **The USPA Library needs all issues.**

**Journal of Bioenergetic Research (JBR):** This periodical was being published by the Royal Rife Research Society (RRRS) in Carlsbad, California, in the early 1990's. It is not known for certain when the JBR began publishing, but is believed to be in 1992, since vol. 1, no. 3 was for November, 1992. By 1995, it was no longer being published, and in correspondence by John H. Reed with the RRRS in August, 1995, the RRRS stated that no back issues were available. **The USPA Library needs all issues of this periodical.**

**Journal of Electroceutical Medicine:** founded by Richard Markoll, MD, PhD, Port d'Andratx (Majorca), Balearic Islands, Spain; **The USPA Library needs all issues.**

**Journal of Electronic Medicine (Kirksville, Missouri):** This was a periodical that was published by the Kirksville, Missouri, McManis Branch of Albert Abrams' College of Electronic Medicine, which was headquartered in San Francisco, California. This very

rare journal focused on Albert Abrams' radionic methods of diagnosis and treatment, as well, as other energy and electronic methods of medical treatment. It began with Vol. 1, No. 1, probably in January, 1923, because it is known for certain that Vol. 1, No. 5 was dated May, 1923. This periodical ceased publication later in 1923, when the McManis Branch was closed, and it is not known whether there were any other issues published after issue No. 5. This journal is not listed in Worldcat as being held by any library in the world, but a single issue was recently discovered by John Reed and Daniel Taylor in the archives of the Museum of Osteopathic Medicine at A.T. Still University in Kirksville, Missouri. **The USPA Library has issue Vol. 1, No. 5, but needs issues Vol. 1 No. 1, 2, 3, and 4, as well as, any issues of this periodical that may have been published after No. 5 in 1923.**

**Journal of Electronic Medicine (San Francisco, California):** This was a continuation of Physico-Clinical Medicine, and ran from 1939-1945, published by Fred J. Hart and the College of Electronic Medicine. **The USPA Library needs all issues.**

**Journal of Electrotherapeutics:** Published in NY, New York, by the American Electrotherapeutic Association. It began with Vol. 1, no. 1 in 1883, and continued to be published under this title through Vol. 19, no. 12 (December, 1901), when the title was changed to the Journal of Advanced Therapeutics (see following title). Editorship continued under William B. Snow, M.D., and journal numbering was also retained under the new title. **The USPA Library needs all issues of this periodical;**

**Journal of Paraphysics/International Journal of Paraphysics:** Benson Herbert started his Paraphysical Laboratory in Downton, Wiltshire, England and began publishing the Journal of Paraphysics with vol.1, no.1 in 1967, and the name was later changed to International Journal of Paraphysics. Herbert published the Journal from 1967 until around 1989, with the last volume being vol. 23 in that year. Since the Journal and Lab were mostly the project of Herbert, they fell apart as his health failed and have become defunct. **The USPA Library needs all issues of this periodical.**

**Journal of the American Electronic Research Association: Vol 1, No. 1 (January, 1924) through Vol. 13, No. ??? (1936), when it ceased publication; The USPA Library needs all issues.**

**Journal of the Bioelectromagnetics Society:** see BioElectroMagnetics, above;

**Journal of the British Society of Dowsters:** Published by the British Society of Dowsters from 1956-2000. Prior title was **Radio Perception**. Succeeding title: **Dowsing Today**. **The USPA Library needs all issues.**

**Journal of the United States Psychotronics Association.** Published by the United States Psychotronics Association. Only six issues were published, and **the USPA Library has a complete set.**

**JPI News:** This periodical was being published by the Japan Psychotronics Institute in Tsukuba-shi Ibaraki, Japan, in the 1990's. It is known that there was a September, 1993, issue of this periodical, but it is not known when it was first published, or if it is still being published. **The USPA Library needs all issues of this periodical.**



**Little Farm Journal:** This periodical was published by Lutie Larsen and Little Farm Research in Pleasant Grove, Utah, and focused on agricultural radionics and related subjects. It began sometime before the first issue of The Radionic Homestead Report, which was published in May, 1988, because that issue referred to the Little Farm Journal. It is not known when it began publishing, how many issues were published, or when it ceased publication. This periodical is not found in any library of the world, but is undoubtedly in a number of private individuals' collections. **The USPA Library needs all issues of this periodical.**

**Mind and Matter:** published by George DeLaWarr of the DeLawarr Laboratories in Oxford, England from 1957-1967. **The USPA Library has a complete set of these very rare journals.**

**NeuroQuantology: (ISSN: 1303-5150)** This is a quarterly peer-reviewed journal published in Bornova, Turkey, by Suktan Tarlaci, M.D., a Turkish physician. It is published in English and focuses physical and quantum explanations for consciousness, psychic phenomena, entanglement, non-locality, mind-matter interaction, and related subjects. It began with Vol. 1, No. 1 in 2003 and has continued to be published through the present, with Vol. 15, No. 2 being published in 2017.

**The USPA Library needs all issues of this periodical.** Many issues are freely available to readers at:

<https://www.neuroquantology.com/index.php/journal/issue/archive>

**Newsletter of the Institute of Psionic Medicine.** Published by the Institute of Psionic Medicine only from 1978-1979. **The USPA Library needs all issues.**

**Newsheet of the Psionic Medical Society.** Published by the Psionic Medical Society in the England only from 1975-1977. **The USPA Library needs all issues.**

**New Zealand Society of Dowsing & Radionics Journal.** Published by the New Zealand Society of Dowsing & Radionics from 1988-present. **The USPA Library needs all issues.**

**Pathoclast News:** This was a periodical published in Chicago, Illinois, by Ernest L. Fantus Co. It focused issues related to the use of the radionics device known as the pathoclast, as well as, other subjects related to radionics. It began publishing in the 1930s or 1940s and published several issues, at least up through vol. 4, No. 1, but this issue is not dated, and it is not known if any other issues were ever published. **The USPA Library needs all issues of this periodical.**

**Pathometric Journal (Sometimes called the Pathoclast Journal):** This was a periodical published in Chicago, Illinois, by the Universal Society of Pathometrists. It focused on issues related to the Pathoclast instrument, radionics, psychotronics, and related subjects. This periodical began with Vol. 1, No. 1 in 1929 and continued through at least Vol. 18, No. 3 (April, 1946), but it is uncertain if any issues were published after that date. In the late 1930s and early 1940s, it was called "Journal of the Universal Society of Pathometrists". **The USPA Library needs all issues of this periodical.** No known libraries in the world have this periodical in their collections. If any readers



happen to have issues of this periodical, it would be greatly appreciated if you would xerox these issues and send them to the USPA Library. Please write to the editor (John Reed) ahead of time if you are willing to help: [joreed43@gmail.com](mailto:joreed43@gmail.com);

**Pendulum: A Monthly Review of Radiesthesia:** This was a monthly periodical published in London, England, by Markham House Press, Ltd. It was founded by F. A. Archdale and was edited by Egerton Sykes. It focused on all aspects of radiesthesia, pyramid energy, subtle energies, and related subjects. This periodical began with Vol. 1, No. 1 (October, 1950) and continued through at least Vol. 13, No.12 (September, 1963), but it is uncertain if any issues were published after that date. **The USPA Library has most of the issues of this periodical, but is missing several issues. Please see the "Among the Missing" section for a complete list of the missing issues.**

**Physico-Clinical Medicine:** This journal was started in 1916 by the father of radionics, Dr. Albert Abrams, and continued to be published up through 1938, by Fred J. Hart, who took over the College of Electronic Medicine after Abrams died in 1924. **The USPA has all issues of this periodical, the only complete collection in the world.** The name was changed in 1939 to Journal of Electronic Medicine.

**Psionic Medicine (ISSN: 0033-2585).** This was a periodical published in Hindhead, Surrey, England, by the Psionic Medical Society. It was originally edited by Dr. Aubrey Westlake, and focused on psionic medicine, and related subjects. This periodical began with Vol. 1, No. 1 (Winter, 1969) and continued through at least Vol. 16, (2000), but it is uncertain if any issues were published after that date. The USPA Library needs most issues of this periodical. Only one library in the world has this periodical in its collection: The British Library, London, England. If any readers live near this library, it would be greatly appreciated if you would xerox these issues and send them to the USPA Library. Please write to the editor (John Reed) ahead of time if you are willing to help: [joreed43@gmail.com](mailto:joreed43@gmail.com);

**Psychic Research Newsletter (Marcel Vogel):** Volume 1, No. 1 ( May-June, 1984) through Vol. 5, No. 4 (July-August, 1988) This is the periodical that Marcel Vogel published in the 1980's as part of his research organization, Psychic Research, Inc. in San Jose, California. The title of the periodical is really a misnomer, as is the name of his research organization, because the periodical deals almost exclusively with Vogel's and other's research on crystals and their use in healing, and very little with psychic matters. **The USPA Library has all known issues.**

**Psychoenergetic Systems :** This periodical was published by Gordon & Breach Science Publications in New York City, and focused on psychotronic related subjects. It began with vol. 1, no. 1 in December, 1974, and continued with this title until 1981, when the title was changed to "**Psychoenergetics**" (ISSN: 0278-6060) with the April, 1981, issue. It then continued under this title until 1988, when the title was again changed to "**Theoretical Parapsychology**" (ISSN: 0894-2528). However, only one issue (vol. 6, no. 1) was ever published under this title, after which it ceased publication. **The USPA Library needs all issues of this periodical.**

**Psychotronik:** This periodical was published in Innsbruck, Austria, and focused on radionics and psychotronics related subjects. It began with Vol. 1, No. 1 in 1977, but ceased with Vol. 3 in 1979. **The USPA Library needs all issues of this periodical.**

**Quantum Medicine:** This periodical was published by the Association of Eclectic Physicians in Savannah, Georgia, and focused on quantum related treatments of medical disorders. It began with vol. 1, no. 1 in 1988, but only a few issues were ever published before it went out of business. **The USPA Library needs all issues of this periodical.**

**Radiesthesia.** Published by the Dowser's Club of South Australia, and began in 1992. **The USPA Library needs all issues.**

**Radio Perception.** This was the original title of the Journal of the British Society of Dowsters, which began in 1933 and was published under that name until around 1956, when its name was changed to the Journal of the British Society of Dowsters, and continues today under the name, Dowsing Today. **The USPA Library needs all issues.**

**Radionic - Magnetic Centre Newsletter:** This was a quarterly periodical published in Oxford, England, headed by the Radionic-Magnetic Centre Organization, also known as the Radionic Centre Organization. It focused on radionics, subtle energies and related subjects. This periodical began with Vol. 1, No. 1 (Autumn, 1967) and continued through at least Winter, 1978, but it is uncertain if any issues were published after that date. **The USPA Library needs all issues of this periodical.** Only one library in the world has this periodical in its collection: The British Library. If any readers live near this library, it would be greatly appreciated if you would xerox these issues and send them to the USPA Library. Please write to the editor (John Reed) ahead of time if you are willing to help: joreed43@gmail.com;

**Radionics Journal:** Published by the Radionics Association in England from 1954 through the present. **The USPA Library has a complete set of these from Vol. 1, no. 1 (1954), through 2005, but needs all issues published after 2005.**

**Radionics Network Newsletter:** Vol. 1, No. 1 (January-February, 1993); Last Known issue: Vol. 4, No. 6 (November-December, 1996); Published by the Radionics Network, New South Wales, Australia; **The USPA Library has Vol.1, No.1 (Jan.-Feb., 1993) through Vol.5, No.1 (Jan.-Feb., 1997), but needs all issues published since then.**

**Radionik Newsletter:** This periodical is published by the German School of Radionics (GSR), an organization founded by Claudio Romanazzi in Germany in 1994. It is a monthly, and began with issue No. 1 in 2006, and has been published continuously since then. **The USPA Library needs all issues of this periodical.**

**Resonance:** Newsletter of the Bioelectromagnetics Special Interest Group (BEM SIG) of American Mensa during the 1980s and 1990s. **The USPA Library has a complete set of this rare periodical;**

**Subtle Energies:** (ISSN: 1084-2209) This was the original title of the periodical, **Subtle Energies and Energy Medicine**, when it began publishing in 1990. The title was changed to Subtle Energies and Energy Medicine in 1996.

**Subtle Energies and Energy Medicine:** Published by the International Society for the Study of Subtle Energies and Energy Medicine (ISSSEEM) from 1990 through the present, with some interruptions. **The USPA Library needs most of the issues of this periodical;**

**The Radiant News:** Vol. 1, Issue 0 [zero] (March, 2001) through Vol. 1, No. 12 (May, 2002), after which it ceased publication. Published by Peter Lindemann of Clear Tech, Inc. **The USPA Library has all 13 issues.**

**The Radionic Homestead Report:** This periodical was a periodical published by Lutie Larsen and Little Farm Research in Pleasant Grove, Utah. It began with the first issue being May, 1988. It is not known how many issues were published, or when it ceased publication. **The USPA Library needs all issues, except the first issue (May, 1988) and vol. 3, no. 4 (August-September, 1990), which are the only two issues in the USPA Library.**

**USPA Newsletter:** Published by the United States Psychotronic Association from 1977 through present. **The USPA Library needs most of these issues.**

**Visible Spectrum Researcher:** This was a periodical published by the Visible Spectrum Research Institute in Malaga, New Jersey, USA. It was edited by Dinshah P. Ghadiali and was published monthly, focusing on color and light therapy. It began with vol. 1, no. 1 (January, 1955), and published issues through at least vol. 3, no. 1 (January, 1957). It is not known if any issues were published beyond that date. **The USPA Library needs all issues of this periodical.**

**Zeitschrift fuer Radiaesthesie und Harmoniefindung (Journal of Radiesthesia and Harmonization) (ISSN: 2191-0103)** This journal is published in Munich, Germany by Herald-Verlag, and focuses on radiesthesia and related subjects. It was founded in with Vol. 1, No. 1 in 1950 by Dr. Franz Wetzel (1888-1956), and continues to be published at present. The former title from 1950-2010 was: **Zeitschrift fuer Radiaesthesie** (Germany) (0044-3425). **The USPA Library needs all issues of this periodical.**

**Zeitschrift RGS (Radiesthesia - Geopathie - Strahlenbiologie); (Journal of Radiesthesia, Geopathy, and Radiation Biology):** This was a radiesthesia and radionics periodical published by the Schweizerische Gesellschaft für Radiästhesie (Swiss Society of Radiesthesia) in St. Gallen, Switzerland. It began publishing around 1949, although the date is uncertain, and the title was changed at some point to "Schweizerische Zeitschrift für Radiästhesie, Radionik, Geopathie, Strahlenbiologie" (Swiss Journal of Radiesthesia, Radionics, Geopathy, and Radiation Biology). It was still being published in 2014, with issue No. 291 being published during that year. **The USPA Library needs all issues of this periodical.**

## USPA Local Groups and Affiliates Update

As mentioned in the May, 2016, USPA Newsletter, one of our goals is to reactivate all of the former 24 USPA Chapters that once existed across the US and Mexico. In addition, we plan to establish new local groups of people interested in psychotronics and related subjects in other major cities in the US and other countries as well. All such local groups and affiliates will be independent, but will work together with the USPA in a mutually beneficial relationship to achieve our goals of advancing research and applications in psychotronics, radionics, subtle energy, and related fields.

So I would like to invite all of former USPA Chapters leaders and members to contact me (John Reed) at: [joreed43@gmail.com](mailto:joreed43@gmail.com) and let me know if you would like to help reactivate your local chapter. In addition, if you are a leader or member of a psychotronics or related organization which was never a chapter of USPA, and we would welcome you as a USPA affiliated organization as well.

We will be establishing a USPA affiliated groups as traditional organizations and also via the Meetup.com online group platform. This will enable current and former members to more easily have local get-togethers, meetings, and other activities, and those activities, times, and other details can be posted online. So please let me know if you would like to be the leader of a group in your area.

If you do decide to use Meetup.com to establish your local group, you could do it quickly and easily by going to [www.meetup.com](http://www.meetup.com) , and clicking on the big red word “**Start**” in the upper left, and then just following the step-by-step procedures.

**You can give your local group any name you want, but it should probably have a name that relates to psychotronics in some way.** And if you need any help, please let me know, and I will help you in any way I can. Perhaps the most important thing is enthusiasm and determination, so write to me, even if you don’t know any other USPA members in your area, and I will help you set up a local group: [joreed43@gmail.com](mailto:joreed43@gmail.com)

## Exchange Corner and Advertisements

The “Exchange Corner”, is a place where people can advertise to buy, exchange, or sell items of interest, or request information or other help in relation to something wanted. So if there is anything you want to buy, sell or trade that has to do with psychotronics, radionics, subtle energy, or related subjects, please contacted the Classified Ads manager at: [joreed43@gmail.com](mailto:joreed43@gmail.com). Advertisements are free of charge to USPA member within certain limits, but non-members will be charged for any classified or display ads. So please send your ads and wanted requests to: [joreed43@gmail.com](mailto:joreed43@gmail.com).

**Wanted:** Any articles, periodicals, books, devices, or other materials on psychotronic related subjects that you can donate or lend to the USPA for its library, archives, and museum. **The USPA is a nonprofit, 501(c)(3), tax exempt organization, and as such, you are able to make tax deductible donations to the USPA. Please email the USPA at: [joreed43@gmail.com](mailto:joreed43@gmail.com) to make shipping arrangements. Thank you for your generosity.**

\*\*\*\*\*

### Kelly Personal Analyzer for Sale

Mariette Picket has a friend that has a brand new unused Kelly Personal Analyzer that she paid \$2100 for, and is offering it for sale at only \$1600.00 Anyone interested call Mariette at: [317-773-0061](tel:317-773-0061)

\*\*\*\*\*

### Bruce Copen MARS III for Sale

I am a current USPA member and have a **Bruce Copen MARS III** for sale. The system is about 7 or 8 years old and in original, excellent condition. Sale includes original SCOPE analysis, database and broadcast software, HP laptop, comprehensive training manual and program disc, interconnects and boxes. I have always run it on XP with no issues; everything original as supplied by Copen.

All operations can be automated and multiple broadcasts can be run simultaneously, although Copen saw to develop this device so it could be used in many radionic styles and without computer control. The price is \$8500 USD roughly half the original cost. I prefer to not ship to a destination outside the USA. A limited amount of training by me, as I understand it, is available to a confirmed purchaser, as time and distance reasonably permit. Please contact: **Dr Robert Dixon, [robertdixondc@gmail.com](mailto:robertdixondc@gmail.com) or call (304) 259-9439** Berkeley Springs, WV.

\*\*\*\*\*



## KRT Experimental Agricultural Radionic Analyzer for Sale



For Sale:

### USED EXPERIMENTAL AGRICULTURAL RADIONIC ANALYZER

Manufactured by KRT (Kelly), this machine is a predecessor to their current Workstation model. The machine is clean and in good condition. For more information please see KRT's website:

<http://www.kellyresearchtech.com>

Asking a very reasonable \$2499.00 plus \$100.00 shipping to the lower 48 states.

Please contact [saminox@hotmail.com](mailto:saminox@hotmail.com).

# United States Psychotronics Association (USPA)

## Officers and Board Members

### Officers:

**President:** Beverly Rubik, Ph.D.    email: [brubik@earthlink.net](mailto:brubik@earthlink.net)

**Vice President:** John Klimo, Ph.D.    email: [JonKlimoidealism@gmail.com](mailto:JonKlimoidealism@gmail.com)

**Vice President:** Lutie Larsen    email: [lutielarsen@mac.com](mailto:lutielarsen@mac.com)

**Vice President:** Linda Lancaster, N.D.    email: [drlinda@lightharmonics.com](mailto:drlinda@lightharmonics.com)

**Secretary / Treasurer:** Scott Beutlich    email: [contact@psychotronics.org](mailto:contact@psychotronics.org)

**Executive Secretary:** Daniel Taylor email: [dnltr@hotmail.com](mailto:dnltr@hotmail.com)

**Conference Consultant & Membership Coordinator:** Phyllis Weiland  
email: [phylkat@ameritech.net](mailto:phylkat@ameritech.net)

### Board Members:

**Chairman of the Board:** Marty Lucas    email: [marty@everyadvantage.net](mailto:marty@everyadvantage.net)

**Member:** Beverly Rubik, Ph.D.    email: [brubik@earthlink.net](mailto:brubik@earthlink.net)

**Member:** Lutie Larsen    email: [lutielarsen@mac.com](mailto:lutielarsen@mac.com)

**Member:** Linda Lancaster, N.D.    email: [drlinda@lightharmonics.com](mailto:drlinda@lightharmonics.com)

**Member:** Ed Kelly    email: [ed@kellyresearchtech.com](mailto:ed@kellyresearchtech.com)

**Member:** Glen Rein, Ph.D.    email: [reinglen@gmail.com](mailto:reinglen@gmail.com)

**Member:** Daniel Taylor    email: [dnltr@hotmail.com](mailto:dnltr@hotmail.com)

**Member:** George Kuepper    email: [georgekuepper@yahoo.com](mailto:georgekuepper@yahoo.com)

**Member:** John Reed, M.D.    email: [joreed43@gmail.com](mailto:joreed43@gmail.com)

# WHAT IS PSYCHOTRONICS?

The United States Psychotronics Association defines psychotronics as the science of mind-body-environment relationships, an interdisciplinary science concerned with the interactions of matter, energy, and consciousness. Psychotronics involves the study, research, and applications of the physics and technology of the mind, brain, spirit, consciousness, and the underlying forces of life and nature – hence the term “psychotronics”.

We believe that a true understanding of the universe must include the spiritual, as well as, the technical, and provide an opportunity for amateur researchers to present their findings along with the professionals. We stress research, with documentation of results, and practical applications, rather than personal experience and unsupported hypotheses.

**Some Prominent People in the history of psychotronics research and application:** Albert Abrams, Thomas Bearden, Robert C. Beck, Robert O. Becker, Jacques Benveniste, David Bohm, Harold Saxon Burr, George W. Crile, Ruth Drown, T. Galen Hieronymus, Vlail P. Kaznacheyev, Georges Lakhovsky, Wilhelm Reich, Royal R. Rife, Rupert Sheldrake, Nikola Tesla, Marcel Vogel, and others.

**Some of the forces, fields, waves, and energies studied and researched in psychotronics include:** bioelectromagnetism, biophotons, biopotentials, electromagnetic wave pollution and harmful effects; coherent emanations of DNA, emanations of matter, “free energy”, morphogenetic fields, non-hertzian waves, orgone energy, pyramid energy and power, qi (chi), quantum fields, scalar waves, subtle energies, ultra-weak radiation of living matter, zero-point energy, and others.

**Some of the phenomena believed to be produced or involved with the above fields and energies:** action-at-a-distance, the aura of the body and other living things, bioinformation, bioluminescence, chakras, consciousness, distant intercellular interactions, meridians of the body, mind-body interactions, non-locality, the placebo effect, quantum consciousness, spontaneous remission of cancer and other diseases, water memory, water structure, and others.

**Related fields of study and research covering the above forces, energies, and phenomena of psychotronics:** bioelectromagnetics, bioenergetics, biophotonics, biophysics, psionics, psychoenergetics, psychoneuroimmunology, quantum biology, radionics, scalar electromagnetics, and others.

**Some practices, techniques, and applications related to psychotronics include:** acupuncture, biogeometry, brain entrainment, clairvoyance, dowsing, energy healing and medicine, extrasensory perception, feng shui, homeopathy, kirlian photography, magnetic therapy, pendulum use and methods, prayer effects, psionic medicine, psychic healing, psychometry, qigong, radiesthesia, radionics, remote viewing, shamanism, sound and sonic healing, telekinesis, telepathy, and others.



## Membership Benefits

So if you are interested in any of the above subjects, then the USPA is the place for you, where you can interact with, exchange ideas, and collaborate with other people who are interested in the same subjects. So sign up now for membership in the USPA using the form on the following page and start enjoying all of your membership benefits. These benefits include, but are not limited to:

1. **USPA Psychotronics Library:** Free access to copies of certain articles, periodicals, books, audio tapes, videos, and other materials in **USPA Psychotronics Library**. Please write to [joreed43@gmail.com](mailto:joreed43@gmail.com) for whatever item(s) you are seeking;
2. **Your free subscription to the USPA Journal & Newsletter;**
3. **Your right to freely publish articles in the WISE Journal - The Journal of the World Institute for Scientific Exploration (ISSN 2381-1536),** enabling the world to see your ideas or research, and thereby enhance your resume and credentials;
4. **Your right to use the USPA Literature Research Service,** whereby we will find any article, book, or other item you are seeking on the above subjects, and provide it to you;
5. **Your right to participate in the USPA “Research Assistance Program”,** especially useful to professors, authors, and other researchers, who need extra help on their projects. USPA will help find volunteers to help you with your research project(s).
6. **Your right to be part of the USPA Project Participation Program,** whereby you can volunteer to help on numerous available USPA projects, or help researchers who are conducting research on psychotronics and related subjects.
7. **Your right to make oral or poster presentations at the annual USPA meeting,** with the approval of the Annual USPA Meeting Planning Committee.
8. **Your right to discounts** on the purchase of certain items and services made available for sale or provided by the USPA and its members.
9. **Your right to freely advertise in the WISE Journal,** which goes out to thousands of people.
10. **Your right to participate in the USPA Psychotronic Literature Preservation Program (UPLPP).** The USPA, via its Library and Archives, has established a “Literature Preservation Program” to preserve your personal papers, files, records, and collection of articles, periodicals, books, and devices on psychotronics and related subjects, noted above. You may no longer need or use some of these items that you have, and you can send them to the USPA, and we will preserve them in our library and archives, so that they can be of use to other researchers.

## MEMBERSHIP INFORMATION

**The U.S. Psychotronics Association (USPA), was incorporated in the District of Columbia in August, 1977, and is a nonprofit, 501(c)(3), tax exempt organization, and as such, you are able to make tax deductible donations to the USPA.** It is empowered to enroll members in the parent organization throughout the United States, Canada, and other foreign countries. Membership is open to all people who wish to join with the USPA on the new frontiers of science in working constructively for the qualitative improvement of man and his environment. **Please remember the USPA in your annual charitable giving, especially if you want to advance research in the above subject areas, which can greatly benefit humans, animals, plants, and the environment.**



## United States Psychotronics Association Membership Application

Please print the page, and complete the following information:

Date \_\_\_\_\_

Name \_\_\_\_\_

Email \_\_\_\_\_

Mailing Address: \_\_\_\_\_

City \_\_\_\_\_ St \_\_\_\_\_ Zip Code \_\_\_\_\_

County \_\_\_\_\_ Country \_\_\_\_\_

Phone \_\_\_\_\_ Cell Phone \_\_\_\_\_

I am interested in the following Fields:

☐ General ☐ Healing ☐ New Age Physics ☐ Radionics  
☐ Dowsing ☐ Subtle Energy Research Other Interests (Please specify) \_\_\_\_\_

Do you want to be listed in the USPA Membership Directory? ☐ Yes ☐ No

Type of Membership desired:

☐ One Year @ \$35 ☐ 2 Years @ \$60 ☐ 3Years @ \$85

☐ Full Time Student @\$20

☐ Member of the Military @\$20

☐ Family Member Membership @\$30 per Person

2<sup>nd</sup> Family Member \_\_\_\_\_ Email \_\_\_\_\_

3<sup>rd</sup> Family Member \_\_\_\_\_ Email \_\_\_\_\_

4<sup>th</sup> Family Member \_\_\_\_\_ Email \_\_\_\_\_

### Fees Payable to USPA in U.S. Dollars only:

Amount Enclosed: \$ \_\_\_\_\_ Check or Money Order Number \_\_\_\_\_

☐ Send via PayPal to [uspsychotronics@yahoo.com](mailto:uspsychotronics@yahoo.com)

☐ Receive a PayPal Bill (Your PayPal email) \_\_\_\_\_

Visa or Master Card # \_\_\_\_\_ -- -- -- Exp. Date \_\_\_\_\_ CVC Code \_\_\_\_\_

Name on Card \_\_\_\_\_ Signature \_\_\_\_\_

Billing Address \_\_\_\_\_

If you wish to register online, you may go to <https://uspsychotronics.configio.com>

Please complete, scan and email document to [Membership@psychotronics.org](mailto:Membership@psychotronics.org)  
Or Mail to USPA c/o Phyllis Weiland, 535 Michigan Ave, Apt. G Evanston, IL 60202

## Thank You!

# **USPA Catalog of Conference Lectures, 1978-1994**

## **Now Available**

A compilation of nearly 300 lectures given at the first 17 years of the United States Psychotronics Association (USPA) conferences, from 1978 through 1994 is [now available in a 30 page catalog \(click here\)](#).

There are talks by some of the most well known scientists of our age, including Andrija Puharich, Thomas Bearden, Marcel Vogel, Lynn Surgalla, Robert Beck, T. Galen Hieronymus, J.G. Gallimore, Elizabeth Rauscher, Christopher Bird, and many, many more.

There are also lectures specifically about radionics from some of the top practitioners: Robert Beutlich, Lutie Larsen, Jerry Fridenstine, Frances Farrelly, and others.

If you have an interest in the paranormal, the life of plants or zero-point energy, there are speakers here who are experts in the fields. How about dark-field microscopy, scalars, magnetic fields, or the Philadelphia Experiment? Yes, they are in here in this catalog too. Homeopathy, color-healing, use of crystals, structuring water, water memory, and Tesla's work are some of the other topics covered in this catalog.

As of this date, (April 15, 2017) they are available only by direct contact with USPA, but soon, they will be available online. The USPA home page is at <http://www.psychotronics.org> and we will have a linked site where purchase will lead to immediate download of the MP3, and payment can be made through Pay Pal.

Please note that [in the Catalog \(click here\)](#), most of the lectures are standard MP3s, are 30-45 minutes long, and priced at a very reasonable \$5.00 each. These have no marking in the right-hand column of the catalog listing. Other MP3s are one hour or slightly longer, and are marked "Prime" in the right-hand column, with a price of \$8.00 each. And a few of the MP3s are 90 minutes or longer, and are marked "Double", with a price of \$10.00 each. USPA members get 40% off.

However, if you just "can't wait," for the online order website, email us at [uspsychotronics@gmail.com](mailto:uspsychotronics@gmail.com) or contact our USPA Treasurer by snail mail at:

**Scott Beutlich**  
**USPA,**  
**525 Juanita Vista**  
**Crystal Lake, IL 60014**  
**Email: [uspsychotronics@yahoo.com](mailto:uspsychotronics@yahoo.com)**

Until the online order site is ready, you can print out the last page of this PDF and fill it in. You can scan it and email it to us, or send it via snail mail. For now, payment is by Check, Money order, or Pay Pal.

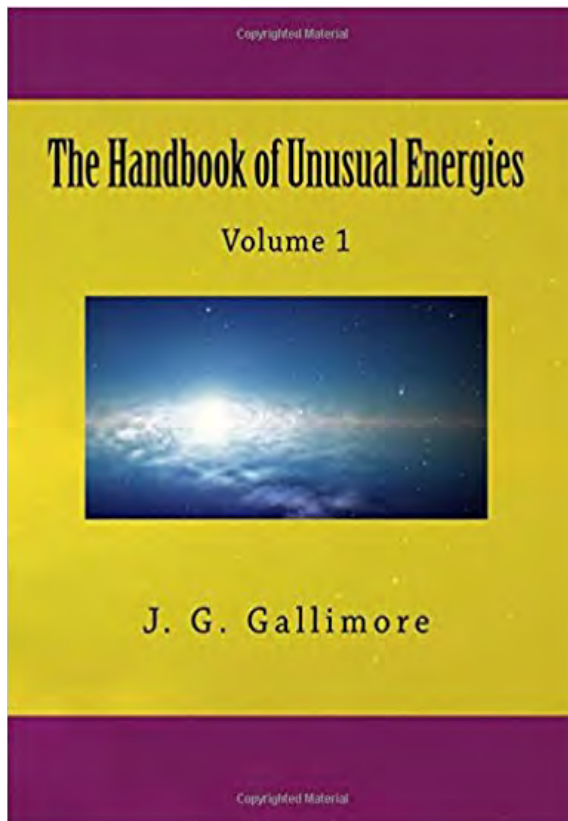
Thanks for your interest, and good luck with your research.

**The Board and Officers of USPA**  
**USPA is a fully registered, 501 C(3) Non-Profit Organization**  
**Donations are Gratefully Accepted, and are fully tax deductible**

# J.G. Gallimore's Five Rare Books Now Available for Sale

All five of J.G. Gallimore's rare books on psychotronics subjects and unusual energies have been reprinted by the United States Psychotronics Association (USPA) and are being made available at a fraction of the cost that used copies were being sold at online. So rare have these books been, that only a few libraries in the entire world had them in their collections, and some of Gallimore's books were being sold for several hundred dollars each online. However, with these newly reprinted volumes, each will be available for less than \$30.00. Each of Gallimore's books is described below with links to Amazon.com.

Jerry G. Gallimore was one of the founders of the USPA in 1975, and was a leading researcher in psychotronics and unusual energies until his untimely death in 1989.



## The Handbook of Unusual Energies: Volume 1

by J. G. Gallimore

**Paperback:** 484 pages

**Publisher:** CreateSpace Independent Publishing Platform (March 22, 2017)

**Language:** English

**ISBN-10:** 1543024998

**ISBN-13:** 978-1543024999

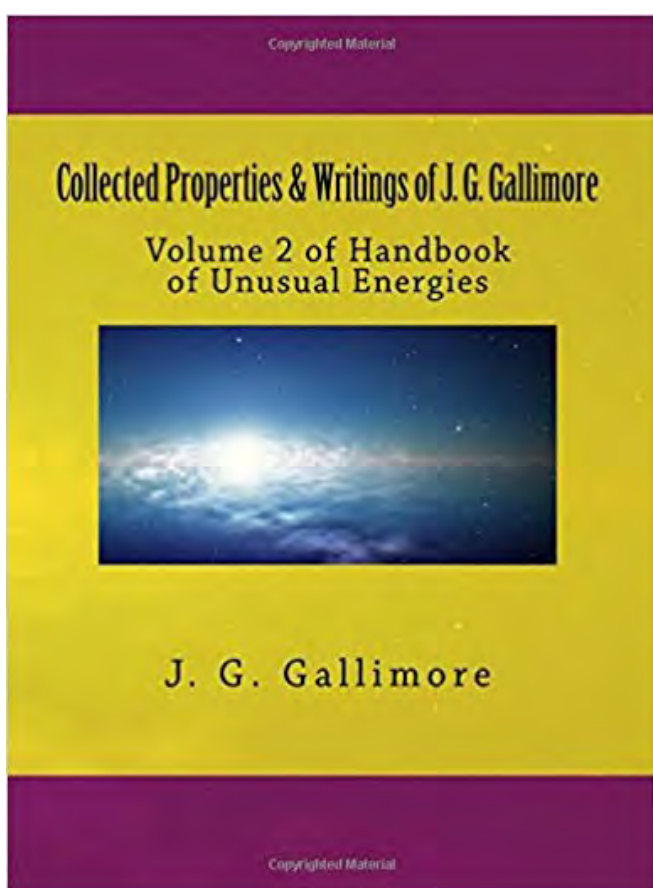
**Product Dimensions:** 8.5 x 1.1 x 11 inches

[Available at Amazon.com](#)

This is J.G. Gallimore's first book of three volumes on unusual energies, and at 468 pages, it is a magnificent work. In this book, Gallimore discusses in depth the research, discoveries, and

inventions of all the major researchers in subtle energies, the aether, biological

fields, pyramid energy, radiesthesia, radionics, crystal transduction, and related subjects. These include the works of Baron Von Reichenbach's and his odic energy, Dr. Wilhelm Reich's orgone energy, Dr. Harold Burr's biological life fields, Kozyrev's time mirror, Edgar Cayce's transmission of energy, and related research done by many others. Of particular importance is Gallimore's 127 page chapter on radionics. In this chapter he discusses in depth the research and devices of Ruth Drown, T. Galen Hieronymus, Rho Sigma, Dr. L. P. Corte and other prominent people in the radionics field. But in addition, Gallimore provided diagrams showing how such devices are made and how they actually work.



## **Collected Properties & Writings of J. G. Gallimore: Volume 2 of Handbook of Unusual Energies**

**by J. G. Gallimore**

**Paperback:** 258 pages

**Publisher:** CreateSpace Independent Publishing Platform (March 22, 2017)

**Language:** English

**ISBN-10:** 1543025048

**ISBN-13:** 978-1543025040

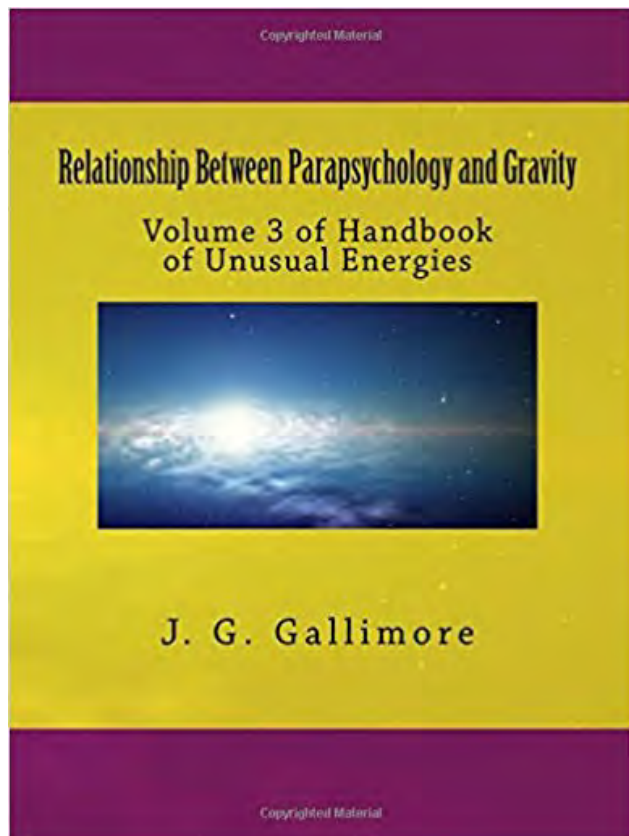
**Product Dimensions:** 8.5 x 0.6 x 11 inches

**[Available at Amazon.com](https://www.amazon.com/dp/1543025048)**

This is the second book in the "Unusual Energies" series that J.G

Callimore published. It covers Gallimore's research on Albert Abrams, the founder of modern radionics, psychological physics, psychic energy, thought resonance, subtle energies, crystals, and related subjects. In addition, a number of radionics devices are discussed, such as the De La Warr Diagnostic Instrument. And very helpfully, the rates are provided for substances, body organs, and medical diseases and disorders. A very interesting interview of Christopher Bird, conducted by J.G. Gallimore is provided, as well as a discussion of Walter Russell and his research.





## **Relationship Between Parapsychology and Gravity: Volume 3 of Handbook of Unusual Energies**

**by J. G. Gallimore**

**Paperback:** 228 pages

**Publisher:** CreateSpace Independent Publishing Platform (March 22, 2017)

**Language:** English

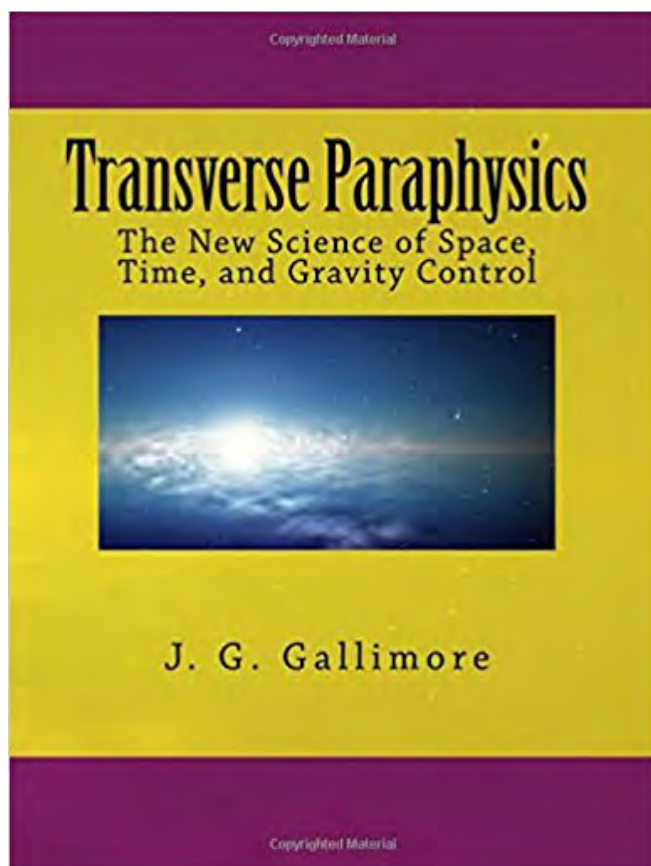
**ISBN-10:** 1543024947

**ISBN-13:** 978-1543024944

**Product Dimensions:** 8.5 x 0.5 x 11 inches.

**[Available at Amazon.com](https://www.amazon.com/dp/1543024947)**

The Relationship Between Parapsychology and Gravity is Volume 3 of J.G. Gallimore's series of three handbooks of unusual energies. This book describes in depth the research and theories of J.G. Gallimore into the question of "parapsychology transmission" --the question of how such things as telepathy, remote viewing, ESP, and similar phenomena can physically occur. Gallimore discusses various explanation on how they occur, including the possibility that gravity waves may play a role. He also discusses the various emanations, radiations, and energy fields of all matter and life. This includes the ancient Chinese energy called "chi" (qi), the ancient Indian's prana energy, Reichenback's "odhic force", Gurwitsch's "mitogenic radiation", Wilhelm Reich's orgone energy, and other subtle energies of life and matter. Gallimore shows how all of these energies are the same or similar, how they interact, and how they are related to gravity. He also discusses crystals as transducers of these energies, and provides diagrams of devices that could potentially be used to harness or control these energies.



# **Transverse Paraphysics: The New Science of Space, Time, and Gravity Control**

**by J.G. Gallimore**

**Paperback:** 374 pages

**Publisher:** CreateSpace Independent  
Publishing Platform (March 21, 2017)

**Language:** English

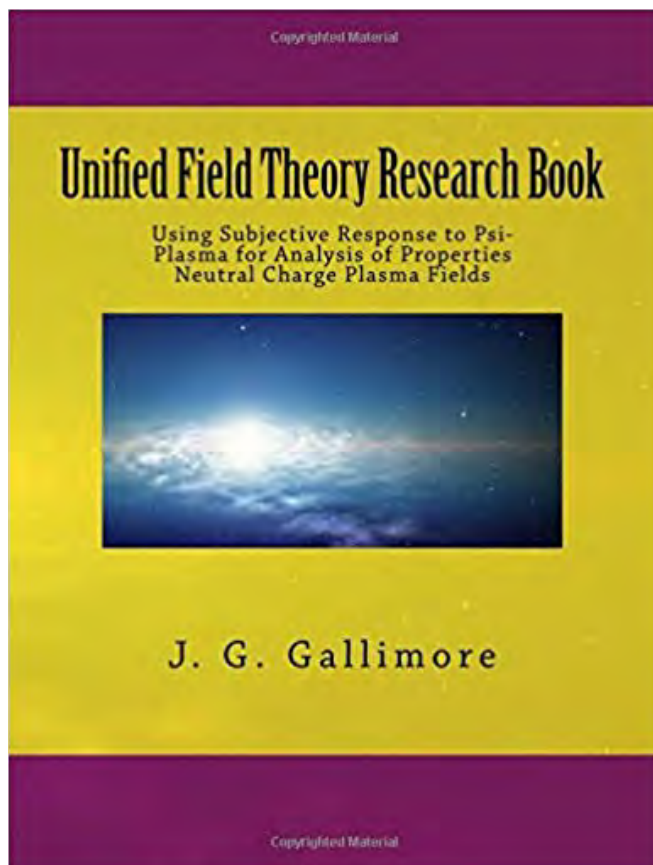
**ISBN-10:** 1543024920

**ISBN-13:** 978-1543024920

**Product Dimensions:** 8.5 x 0.8 x 11  
inches

**[Available at Amazon.com](https://www.amazon.com/dp/1543024920)**

This book covers the visionary research and theories developed by J.G. Gallimore about anti-gravity, space, time, and biophysics. He discusses in depth the dimensions of space, time, and gravity, and new discoveries in each of these areas. In addition, he covers research being done on anti-gravity and then discusses anti-gravity patents that have been obtained. He also discusses the intriguing concept of aura energy fields surrounding humans and other living things, and how extra-sensory perception (ESP) might be explained through biophysical principles.



## **Unified Field Theory Research Book: Using Subjective Response to Psi-Plasma for Analysis of Properties Neutral Charge Plasma Fields**

**by J.G. Gallimore**

**Paperback:** 134 pages

**Publisher:** CreateSpace Independent  
Publishing Platform (March 21, 2017)

**Language:** English

**ISBN-10:** 1543024831

**ISBN-13:** 978-1543024838

**Product Dimensions:** 8.5 x 0.3 x 11  
inches

**[Available from Amazon.com](https://www.amazon.com/dp/1543024831)**

This book is about psychotronics, radionics, electromagnetic fields and waves, psi-plasma, plasma fields, subtle energies, bioelectromagnetic energy, and other unusual energies emitted by living and non-living things. It also is about how living things interact with and are affected by these energies, which may enhance health or harm health. The book covers the research of Wilhem Reich on orgone energy, of Baron Reichenback on the odic forces, as well as research done by Cazzamalli on brain radiations and Lakhovsky on using high frequency radiations to successfully treat cancer in humans. In addition, Lakhovsky used similar methods to enhance the growth of plants. Gallimore shows how these energies, forces, and fields are all inter-related and provides hypotheses and ideas on their possible unification.