



# **USPA Newsletter**

**The Official Newsletter of the United States  
Psychotronics Association (USPA)**

**New Series Volume 2, Number 7 (July, 2016)**

# **Newsletter of the United States Psychotronics Association (USPA)**

**New Series Vol. 2, No. 7 (July, 2016)**

\*\*\*\*\*

**Editorial Office:** USPA Newsletter, John H. Reed, M.D., Managing Editor, 4401 Roland Avenue, Suite 405, Baltimore, MD 21210, USA. Email: [joreed43@gmail.com](mailto:joreed43@gmail.com); telephone: 443-858-0575

**Manuscript Submission:** Submit all manuscripts as Microsoft Word documents or PDFs by the 12<sup>th</sup> of each month.

**Managing Editor:** John H. Reed, M.D.

**Associate Editor:** Lutie Larsen

**Associate Editor:** Gail Ruggles

**United States Psychotronics Association (USPA) website:**

<http://psychotronics.org/about.php>

**USPA Facebook page:** <https://www.facebook.com/uspsychotronics/>

**Back Issues** are available from the editor.

**Copyright:** Authors retain the copyright to their writings. However, USPA has the right to post copies of the USPA Newsletter in the USPA physical and online libraries and elsewhere on the Internet.

USPA Newsletter (ISSN: Pending) is published monthly by the United States Psychotronics Association, Editorial Offices, 4401 Roland Avenue, Suite 405, Baltimore, MD, 21210 USA

# **Table of Contents**

## **News and Events:**

**2016 USPA Conference Poster p. 2**

**USPA Conference Update: Final Schedule of Program, Speakers, and Titles of Presentations (alphabetical), p. 3**

**Vendor and Exhibitor Information, p. 4**

**Online and Mail-in Conference Registration Information, p. 5**

**Complete Program Chart of the 2016 USPA Conference, p. 6**

**Schedule of Speakers and Titles of Presentations (chronological) , p. 7**

**Dr. Beverly Rubik Produces Video about Upcoming USPA Conference, p. 9**

**Great Suggestion for Enhancing USPA Conference Publicity, p. 10**

**Volunteers ... Great News and a Request for Help, p. 11**

**USPA Museum Update, p. 12**

## **Articles:**

**The Politics of Science: A Background on Energy Medicine, by Christopher Bird, p. 13**

**The Biological Significance of Water Structured with Non-Hertzian Waves, by T.A. Gagnon and Glen Rein, Ph.D., p. 17**

## **Regular Features:**

**USPA Periodicals Update: p. 21**

**USPA Local Groups and Affiliates Update: p. 24**

**Exchange Corner and Classified Advertisements: p. 25**

**United States Psychotronic Association (USPA) Officers & Board Members, p. 26**

**What Is Psychotronics? p. 27**

**Ten USPA Membership Benefits and Membership Information: p. 28**

**USPA Membership Application and Link to Online Application: p. 29**

**July 15-17, 2016**

Wyndham Suites Glenview, IL  
7 miles from O'Hare. \$99.00 w/ Breakfast.

**Early Bird Registration only \$185!**

**38<sup>th</sup> ANNUAL CONFERENCE**  
**Exploring Subtle Energy:  
Past, Present, and Future**

Featuring

**23 Speakers**  
**2 Workshops**  
**2 Panel discussions on:**

- Radionics
- Parapsychology
- Healing & Energy Medicine
- Subtle Energy Technologies



**Dr. Don Paris**  
Radionics and  
Subtle Energy  
Research




**Alexis Guy  
Obolensky**  
Tesla Healing  
Research



**Dr. William Tiller**  
Physicist  
Psychoenergetics



**Dr. Karl Maret**  
Energy  
Medicine  
Practitioner



**Ellen Kamhi**  
The Natural  
Nurse



**Lutie Larsen**  
Radionics  
Teacher  
Little Farm  
Research




**Dr. Linda  
Lancaster**  
Teacher -Healer  
Light Harmonics  
Institute



**Dean Radin**  
Researcher  
Parapsychology  
Chief Scientist at  
IONS



**Dr. Beverly  
Rubik**  
Researcher  
Subtle Energy



**Dr. Glen Rein**  
Researcher  
Subtle Energy

*For the last four hundred years, an unstated assumption of science is that human intention cannot affect what we call "physical reality". Our experimental research of the past decade shows that, for today's world and under the right conditions, this assumption is no longer correct. We humans are much more than we think we are and Psychoenergetic Science continues to expand the proof of it.*

*Dr. William Tiller*

*The Mind, as conscious and unconscious thoughts exists as "subtle energy" that surrounds and permeates the body.*

*Dr. Richard Gerber*



## 2016 USPA Conference Update: Final Schedule of Program, Speakers, and Titles of Presentations



The final program of the exciting **2016 USPA Conference** is now **available** and is shown on the following page in a colorful chart designed by Scott Beutlich.

Because of the limitations of space in the squares on the chart, the titles of the presentations by the outstanding speakers could not all

be put on the chart, but are provided in the **chronological Schedule of Speakers and Titles of Presentations** just below the chart. Please note that because of the number of speakers at this conference, in some cases there will be two presentations being given at the same time in separate rooms. So as difficult as it may be, given the extraordinary speakers we have, you will have to decide ahead of time which presentation you want to attend. [An alphabetical list of speakers and their titles is available here.](#)

**Also please remember that the colorful USPA Conference poster** with some of its speakers is on the page of this newsletter, **just after the Table of Contents, above**. Since this is a PDF document, you can print this single page separately, make copies, and hand them out at meetings and events you may be attending before the USPA Conference in July. So please help us spread the word about this exciting conference.

### Conference Registration

You can continue to register and pay online for the United States Psychotronics Association (USPA) Conference on July 15<sup>th</sup>-17<sup>th</sup>, 2016. But be sure to register well ahead of time so that the people at the registration desk will have your registration details when you arrive at the conference. Students, please remember that you get a 50% discount, but you will have to show current student ID at the conference. So just go to the registration web page at: <http://psychotronics.org/conference.php>

**Scroll down to the individual, family, or student registration category that applies to you, make your selection, and then use your credit card or PayPal.** This will make it much more convenient and less time consuming than having to send in a check by mail.

### **Printable Registration Form Now Available**

Some people, however, may prefer to register for the USPA Conference by mailing in a hard copy registration form, rather than registering online. To accommodate those who prefer this method, a form is provided on the next page, which you can print out, complete, and mail to: **Gail Ruggles: 2088 Maple Ridge Road, Newark, VT 05871**  
**Phone: 802-5355173 or Email: [gruggles@numiamedical.com](mailto:gruggles@numiamedical.com)**

### **Hotel Discount**

The conference is being held at the beautiful **[Wyndham Glenview Suites in Glenview, Illinois](#)**, pictured above, not far from the Chicago O'Hare International Airport, making it easy for you to fly in and enjoy the conference. A block of hotel rooms has been reserved for conference attendees at a special discount rate of **only \$99.00 per night, including a free breakfast**. This special discount will be available for a limited time only, so conference attendees are encouraged to book their rooms as early as possible. **Use the group code "USPA" when making your reservation by calling 847-803-9800, or [click here](#) to register for this special offer online.**

### **Vendors/Exhibitors: Some spaces are still left for vendors wishing to display their products and services**

The USPA welcomes vendors and exhibitors representing groups, firms, and organizations focused on the interactions of matter, energy, and consciousness. Fees are \$30 per table, plus 10% of gross sales. **For more information please contact Bob Peters, VP of Exhibitor Relations, at: [cathyschleyer@msn.com](mailto:cathyschleyer@msn.com).** A complete list of current vendors and exhibitors **[is available here](#)**.

**The USPA website: [www.psychotronics.org](http://www.psychotronics.org)**

**Join USPA on Facebook:**

**<https://www.facebook.com/uspsychotronics/?fref=ts>**

**United States Psychotronics Association (USPA) 38<sup>th</sup> Conference**  
**July 15-17, 2016**

The **Wyndham Glenview Suites** is at 1400 N. Milwaukee Ave., Glenview, IL 60025, 7 miles from O'Hare International Airport. It has self-parking, free Wi-Fi, Breakfast Buffet  
Ask the hotel for the special USPA rate (\$99/night – double occupancy plus tax.)

**This rate is only available until 3:00 p.m. June 23<sup>rd</sup>, 2016**

[http://www.wyndham.com/groupevents2015/ORDGV\\_USPSYCHOTRONIC2015/main.wnt](http://www.wyndham.com/groupevents2015/ORDGV_USPSYCHOTRONIC2015/main.wnt)

**Please complete and scan this document and send via email to [uspsychotronics@gmail.com](mailto:uspsychotronics@gmail.com) – or – print and mail with payment to USPA C/O Gail Ruggles, 2088 Maple Ridge Road, Newark, VT 05871 (802-535-5173)**

Name \_\_\_\_\_ Phone \_\_\_\_\_  
Address \_\_\_\_\_ Email \_\_\_\_\_  
City \_\_\_\_\_ State \_\_\_\_\_ Zip \_\_\_\_\_

**Current USPA Membership is required to attend conference & workshops. Please Check one fee.**

- ☐ General: (single) \$35 – (1 year) ☐ I am a Lifetime Member  
☐ Student or (Full time) / Military \$20 – (1 year)  
☐ Family\*: \$30 per member. # members \_\_\_\_\_ @ \$30 (1year)= \_\_\_\_\_  
\*Max 4 Related persons at one address. One vote per family \$ \_\_\_\_\_ (A)

**Full Conference fee includes:** all presentations and entry to exhibitors' hall / bookstore.  
Workshops (t/b/a) are a separate item. Please **circle** the appropriate fee:

If postmarked before: **May 15th** **June 23rd** **After June 23rd or At the Door**  
USPA member / Family \$185/300 \$230 / 375 \$275/450  
Student Discount Rate \$100.00 \$ \_\_\_\_\_ (B)

**Daily Fees** (do not include special or social events)

Single full day (lectures only) # \_\_\_\_\_ @ \$100 = \_\_\_\_\_  
Single lecture # \_\_\_\_\_ @ \$ 25 = \_\_\_\_\_  
Workshops (TBA) \_\_\_\_\_ \$ \_\_\_\_\_ (C)

Phone: USPA Office: 815-355-8030 [uspsychotronics@gmail.com](mailto:uspsychotronics@gmail.com)

Fees in US dollars only, payable to: USPA

Cash \$ \_\_\_\_\_ Check or M/O # \_\_\_\_\_

Prefer a PayPal Invoice? Check Here ☐

PayPal Account email: \_\_\_\_\_

V/MC # \_\_\_\_\_ Exp. Date \_\_\_\_\_

Code: \_\_\_\_\_ Signature \_\_\_\_\_

\_\_\_\_\_ (A)  
\_\_\_\_\_ (B)  
\_\_\_\_\_ (C)  
**Total Due** \_\_\_\_\_  
**Paid w/ Reg.** \_\_\_\_\_  
**Bal Due (or Ref)** \_\_\_\_\_  
**Final Payment** \_\_\_\_\_

Office only: **SPK** **BOD** **EXH** **VOL** **PRESS** Initial \_\_\_\_\_ Date \_\_\_\_\_

Program at a Glance      July 15-17, 2016      38th USPA Conference      Wyndham Suites Hotel, Glenview, Illinois										
	Friday	Room A	Room B	Sat	Room A	Room B	Sun 7/17/16	Room A	Room B	
to 9:00	Welcome to the 38th USPA Conference			to 9:00	Reg opens 8:45		to 9:00	Ellen Kamhi "Herbs, Dowsing, and Radionics"		
9-9:15				to 9:15	Tim Lippert	Gayle Mack	to 9:15			
to 9:30				to 9:30		Break 9:45	to 9:30			
to 9:45				to 9:45			to 9:45			
to 10:00				to 10:00	Don Paris	Tom Masbaum	to 10:00			
10:15	Registration Opens 10:00 AM			10:15		Break 10:45	10:15			
10:30				10:30			10:30	Break 10:30 to 10:45		
10:45	Pre-Conference Workshop: Lutie Larsen and Linda Lancaster "The Delawarr and Drown Cameras" 10:30 to 12:00      \$20.00			10:45		Judy Lynn Cole	10:45	USPA Membership Meeting		
11:00				11:00			11:00			
11:15				11:15			11:15			
11:30				11:30			11:30			
11:45				11:45			11:45			
12:00	Lunch      12:00-1:30			12:00	Lunch      12:00-1:30		12:00	Lunch      12:00-1:30		
12:15				12:15			12:15			
12:30				12:30			12:30			
to 1:00				to 1:00			to 1:00			
1:15	President John Klimo Remarks Room A			1:15			1:15			
1:30				1:30	Lutie Larson & Linda Lancaster	Glen Rein	1:30	Dr. Karl Meret "Explorations in Subtle Energy"		
1:45	1:30-3	Beverly Rubik	Ed Kelly	1:45			1:45			
2:00				2:00			2:00			
2:15				2:15			2:15			
2:30				2:30			2:30			
2:45				2:45			2:45			
3:00	Break 3:00 to 3:15			3:00	Break 3:00 to 3:15		3:00	Break 3:00 to 3:15		
3:15	3:15-4:30	Guy Obolenski	George Kuepper	3:15	Marty Lucas	Skype with Dean Radin	3:15	Jon Klimo	Mary Hardy	
3:30				3:30			3:30			
3:45				3:45			3:45			
4:00				4:00			4:00			
4:15				4:15			4:15			
4:30	Break 4:30 to 4:45			4:30	Break 4:30 to 4:45		4:30	Break 4:30 to 4:45		
4:45	4:45-6:00	Panel Discussion: <i>Subtle Energy</i>		4:45	Panel Discussion: <i>Radionics</i>	Geoffrey Miller	4:45	Ken Deihl	John Reed	
5:00				5:00			5:00			
5:15				5:15			5:15			
5:30				5:30			5:30			
5:45				5:45			5:45			
6:00	Dinner      6:00 - 7:30			6:00	Dinner      6:00 - 7:30		6:00	Closing remarks 5:45		
6:15				6:15	6:15					
to 7:15				to 7:15	to 7:15					
7:30				7:30	7:30					
7:45				7:45	7:45					
8:00	Meet the Vendors			8:00	Keynote Speaker: Dr. William Tiller "The Power of Human Intention" 7:30 to 10:00		8:00	Workshop: Geoffrey Miller "Free Energy" 7:00 to 10:00 \$40.00	Workshop: Lutie Larsen "Principles of Radionics" 7:00 to 9:00 \$50.00	
8:15	Meet the Board Members			8:15			8:15			
8:45	Nominations for Board			8:45			8:45			
9:00	Cash Bar and Social Hour			9:00			9:00			
9:15				9:15			9:15			
9:30				9:30			9:30			
9:45				9:45			9:45			
10:00				10:00	10:00					

# **Schedule of Speakers and Titles of Presentations**

## **Friday:**

**10:00am Registration Begins**

**10:30am - 12:00: Pre-Conference Workshop: Lutie Larsen and Dr. Linda Lancaster  
"The Delawarr and Drown Cameras" (\$20.00)**

**1:30pm – 3:00pm Beverly Rubik & Harry Jabs, “Geometry Couples with Intention:  
Effects of a Pyramidal Structure”**

**1:30pm – 3:00pm: Ed Kelly, “The History of Kelly Research Technologies”**

**3:15pm – 4:30pm: George Kuepper, “Practicing Radionics for Farming &  
Gardening: Past, Present, and Future”**

**3:15pm – 4:30pm: Guy Obolenski, (Title to be determined)**

**4:45pm – 6:00pm: Panel Discussion: “Subtle Energy”**

## **Saturday:**

**9:00am – 10:15am: Tim Lippert, “Elimination of Lyme Disease, Allergies, and  
the Use of Radiation Hormesis”**

**9:00am – 9:45am: Gayle Mack, “Spiral Breath and the Glia Brain: Activate Higher  
Consciousness”**

**10:00am – 10:45am: Tom Masbaum, “Consciousness – Some Effects of Emotions  
& Memories on the Body”**

**10:45am – 12:00 noon: Don Paris, “The Latest Advances in Radionics”**

**11:00am – 11:45am: Judy Lynn Cole, “Phase Shifting”**

**1:30pm – 3:00pm: Linda Lancaster, “Drown Radio-Vision” and Lutie Larsen,  
“Radionics Cameras of the 1900s”**

**1:30pm – 3:00pm: Glen Rein, “Subtle Light Energy and the Substratum: Bio-  
Physics and Mysticism”**

## **Saturday, Continued**

**3:15pm – 4:30pm: Dean Radin, Skype Presentation**

**3:15pm – 4:30pm: Marty Lucas, “Geometry and Shape of Disease”**

**4:45pm – 6:00pm: Geoffrey Miller, “Free Energy 30 Years ago and Where We Are Now in 2016”**

**4:45pm – 6:00pm: Panel Discussion: “Radionics”**

**7:30pm – 10:00pm: Dr. William Tiller, Keynote Speaker, “The Power of Human Intention with Some of Its Many Applications”**

## **Sunday:**

**9:00am – 10:30am: Dr. Ellen Kamhi, “Herbs, Dowsing, and Radionics: Self-Care Techniques for the Coming Times”**

**1:30pm – 3:00pm: Karl Maret, M.D. “Exploring Subtle Energies in Energy Medicine”**

**3:15pm – 4:30pm: Dr. Jon Klimo, “Radionics: Working with the Post-Cartesian Unified Field”**

**3:15pm – 4:30pm: Mary Hardy, “Balancing the Grid So That the Schumann Resonance Does Not Affect the Consciousness of Humanity”**

**4:45pm - 5:45pm: John Reed, M.D., “Evidence Based Psychotronics”**

**4:45pm - 5:45pm: Kenneth Diehl, “Subtle Energy Relationships in Human Form and Function”**

**5:45pm – 6:15pm: Closing Remarks**

**7:00pm – 9:00pm: Lutie Larsen Workshop, “Principles of Radionics” (\$50.00)**

**7:00pm – 10:00pm: Geoffrey Miller Workshop: “Free Energy” (\$40.00)**



## **Dr. Beverly Rubik Produces Video about Upcoming USPA Conference**

Dr. Beverly Rubik, board-member of the United States Psychotronics Association (USPA) has produced [an interesting 7-minute video about psychotronics \(click here\)](#) and the upcoming USPA Conference, July 15-17, 2016.

In this video, Dr. Rubik discusses the origin of the term “psychotronics and what the field of psychotronics is all about, including the goals of psychotronics. She briefly discusses early psychotronics devices, as well as, some modern psychotronics devices. Dr. Rubik goes on to describe how the upcoming USPA Conference will have top experts discussing subtle energy research, psychoenergetics, parapsychology, psychotronics equipment, radionics, energy medicine, including human health and animal applications, as well as, agriculture applications.

These experts will include Dr. William Tiller, Dr. Karl Maret, Dr. Dean Radin, Dr. Glen Rein, Lutie Larse, Dr. Linda Lancaster, Ellen Kamhi, Dr. Rubik herself, and other internationally known speakers and researchers.

## Great Suggestion for Enhancing USPA Conference Publicity

Gail Ruggles, a long time leading member of the United States Psychotronics Association (USPA), recently suggested that we could all help publicize the USPA Conference next weekend by putting a short note about it on our personal Facebook (and other social media) websites. Gail said that it would take less than a minute to do this by simply copying and pasting the bolded wording below into your Facebook page so that all of your friends would know about the conference.

**"Hey, I belong to an amazing cutting edge science group that is having it's 38th Conference in Glenview (next to Chicago) next weekend. Please check it out. They are still taking registrations and you can get in at the door. If you can't go, will you please share this with folks, especially in the Midwest, who might want to go? Here's the link <http://psychotronics.org/conference.php> - Click on the word conference. THANKS!"**

**If you are not a current member of USPA**, you could still publicize the meeting by substituting the wording, **"Hey, there is an amazing cutting edge science group...."** at the beginning of the sentence. And if you want to know more about what "psychotronics" is, just go to to the [USPA "About" page here](#), and you will be amazed, and may like to join USPA, as well as attend the conference yourself.

## **Volunteers ... Great News and a Request for Help**

It is with much gratitude and pleasure that we announce that Phyllis Weiland from nearby Winnetka, Illinois, has generously volunteered to run the registration desk at this year's 2016 USPA Conference. Phyllis was a past member of the Board of Directors and ran the USPA office for a number of years out of her home.

We hope that the example that Phyllis has set will encourage others to volunteer to help at the conference as well. We need help in the USPA office at the hotel; we need door and speaker monitors; and we need help with filming and audio recording, as well as, with duplicating the DVD recordings of speakers.

Please consider helping, if only for a short period of time. Even an hour or two would be helpful, because if we all chip in a little, then we will be able to get everything done.

Please write Scott Beutlich at “ [scottbeutlich@rocketmail.com](mailto:scottbeutlich@rocketmail.com) or call me (John) at 443-858-0757 or email [joreed43@gmail.com](mailto:joreed43@gmail.com), and let us know how you would like to help.

We will then be able to schedule a convenient time for you, and it will be a big help to us. Thank you all for your consideration.

## USPA Museum Update

Since the last newsletter, a USPA member who wishes to remain anonymous, has stepped forward and agreed to pay for the shipping of any psychotronics instruments that people wish to donate to the USPA Museum, or to pick the instruments up from the donor, anywhere in the US or Canada. A number of people have expressed interest in donating old psychotronic, radionic, or other healing devices and instruments to the USPA Museum, but the size and cost of shipping some instruments has been prohibitive. Now the cost of shipping or delivery of such instruments will no longer be an issue.

It is important to preserve these devices for historical purposes, but also to provide a legacy for the pioneers and inventors who developed these devices. Moreover, it will provide an opportunity for researchers to examine the devices and see how they have changed and been improved over the years.

So if you have any old psychotronics, radionics, or healing devices using electromagnetic waves, electrical current, ultrasound, or subtle energies of any kind, **even if they do not work or are in disrepair**, please let us know, and we will be happy to preserve them for you. **If you are coming to the 2016 USPA Conference, July 15-17, especially if you are driving, this would provide an opportune time to bring any such donations that you would like to make.**

**For those who are unable to come or bring their donations to the 2016 USPA Conference, such as those who are flying with limited space, as noted above, we will be happy to come to your location, anywhere in the US or Canada and pick up your donation, especially if it is sizeable.** Please contact the Museum Curator, John H. Reed, who can be reached by email at: [joreed43@gmail.com](mailto:joreed43@gmail.com) or phone: 443-858-0757, or Assistant Museum Curator, Daniel Taylor at: [dnltr@hotmail.com](mailto:dnltr@hotmail.com). Please contact either of us first to make arrangements for your donations, and thank you for your generosity to the USPA Museum.

# The Politics of Science: A Background on Energy Medicine

Christopher Bird

Adapted from a presentation given to the  
18th Annual Medical Symposium of the ARE Clinic  
Phoenix, Arizona, January 23-27, 1985

I WAS MOST excited to learn that the Fetzer Foundation had stepped forward to assist the ARE Clinic in setting up a program in "Energy Medicine," and I'm glad they didn't call it "Paramedicine." I think, in some ways, if we'd had "Energy Psychology" instead of "Parapsychology" there would have been less controversy.

I have been following some very interesting developments in energy medicine that really go a long way back—to the very start of this century. It looks as though, with the initiative of this marvelous foundation in Kalamazoo, maybe something can be done to pick up the pieces of some of this research which has all but been forgotten.

## Georges Lakhovsky

The first man I will mention today is the Russian-born Frenchman, Georges Lakhovsky. I learned only yesterday that Lakhovsky seems to have been an associate of, or knew, Nikola Tesla. I had not known that, and from the point of view of the history of energy medicine, it's a very interesting thing. At any rate, Georges Lakhovsky began to experiment with what he called a "multiwave oscillator." (In the Library of Congress there are some ten books written by Lakhovsky, all in French.)

This multiwave oscillator (MWO) put out a very broad spectrum of electromagnetic frequencies. The theory, as propounded by Lakhovsky, was that each cell in the body of an organism—be it a plant, an animal, or a human being—is in itself a little radio receiver and works on its own special little frequency. Each cell, in addition to being tissue, in addition to being biology, is also electricity. On that theory, he held that pathology was a not matter of *biological* concern or intervention, but one of *electrical* concern and intervention. He theorized that from the bath of electrical frequencies put out by the multiwave oscillator, each cell individually could and would select that frequency which it most needed to restore its equilibrium.

So he began to experiment, not with animals or human beings, but with geraniums. These were geraniums which had cancers—plants get cancers too. And, lo and behold—the geraniums were cured of their cancers; which simply began to fall off, since they are external in the case of geraniums. The geraniums would just shed the diseased tissues when exposed to the MWO. Lakhovsky then went on to do work on animals and human beings and his work

was picked up by doctors in six or seven countries, among them Italy, Sweden and Brazil. Finally, because he was on the "wanted" list of the Nazis, he was smuggled out of France and came to New York during the war, where he worked with a urologist. The record of his treatment of degenerative disease, with what amounts to an early "energy medicine" device, was remarkable. But the work had to be done in secret because orthodox medicine did not favor this device, and its power, associated with that of the FDA and the AMA and other "control organizations," kept the MWO underground.

The Lakhovsky device is a very effective one. I'm not going to say that it's 100% effective because I don't think any device is, but it is way up there. Georges Lakhovsky, who died in 1944 or 1945.

## Royal Raymond Rife

The next man is Royal Raymond Rife, who came on the scene just about the time that Lakhovsky had begun his research. Rife had no academic training whatsoever. He got a job as chauffeur and handyman for Timken, the roller bearing magnate from Ohio who also spent a lot of time in California back in the 1920's. And there, Royal Raymond Rife proved that you don't necessarily need academic training to develop something new. In the case of Lakhovsky, Rife—and about three dozen other people I could go on to mention—in fact, it was an advantage that they didn't have any academic training because what they did went against anything they would have been taught in the "academies." At any rate, Rife conceived and built, an extraordinary microscope called the *Universal Microscope*.

When I first heard of his work and his microscope, I simply couldn't believe that it existed. I got on the telephone in Washington and I called Walter Reed Hospital, the big central medical hospital for the U.S. Army. They have a special division, almost a museum, on microscopy. I asked where the Rife microscope was and nobody had ever heard of it. Then I called the Smithsonian Institute and nobody had heard of it there. Then I called the National Library of Medicine. Nobody had heard of it. So I began to wonder; was I "nuts," or was my informant misinformed, or what really was the story?

Suddenly, through a series of synchronous events, I had a stroke of luck. I was in the National Library of Medicine

looking for some data about Rife, and there was nothing in the card catalog under R-i-f-e. I found myself leaning against a set of drawers containing cards which began with the abbreviated rubric M-I-C, for microscopes. There were about four drawers, and it takes about 1½ hours to carefully examine one drawer of cards. I figured it would be a pointless exercise to go through all the drawers, but I had the first drawer open and, just idly, halfway along the drawer I pulled the cards apart and there was something that, as I recall, read "The Allied Company." It bore an extraordinary subtitle. It was a report about cancer cures and a microscope, and way down at the bottom of the card was the notation: *Written by Royal Raymond Rife*. I could never have found that card by looking under Rife's name!

I learned from that report that the Universal Microscope had been written up and published (over 38 pages) in not only the official journal of the Smithsonian Institute in Washington, but also in the official journal of the Franklin Institute in Philadelphia—a big repository of engineering facts. The same article, entitled "The New Microscopes," had been simultaneously published by those two institutions in 1944. The other principal microscope which was treated in the article was the electron microscope, which had just been put on the market by RCA.

I find that to be an incredible bit of scientific history: that of the two microscopes which were featured, side by side, in an article published by the Smithsonian Institute and the Franklin Institute (the section on Rife's "Universal Microscope" was much longer than the section on the electron microscope), one went on to be used in practically every medical research lab of any size and the other one disappeared off the face of the map!

The electron microscope can only examine *dead* tissue while the Rife microscope could examine *living matter* on high magnification—up to 30,000X—and at extraordinary resolution. Was the Rife microscope, the one which could look at *live* tissue, taken off the market or destroyed just because of that? Does it say something to you?

So Rife invented this microscope. The Universal scope had something like 763 separate parts. It's all described in the article. (You can get it out of the libraries.) The man who provided the description was a devoted homeopathic doctor in Philadelphia who did the work with his secretary. They had a very hard time because it was during the war, and Rife was living and working in San Diego while they were in Philadelphia. It was extremely complex technology to describe. And therefore if, today, you give this article to even technically well-trained people, there are "holes" in it which make it very difficult to understand at the "nuts and bolts" level exactly how this microscope works. But what it *did* have, which distinguished it from all other microscopes, were *lenses* made, not of glass, but of *quartz*. Quartz, as you know, will admit ultraviolet light, whereas glass will not. So that is one key.

It also had was a quartz *prism* which could be rotated very, very slowly; so slowly, in fact, that Rife would sit in a specially built chair looking at a specimen—a *living speci-*

*men*—as long as 72 hours; just *looking* while rotating this prism! As the prism rotated very slowly, it would illuminate the specimen with a *single frequency* of light, and at a given point, if that frequency was "correct," it would cause the specimen being examined to illuminate itself through a resonance factor. It was at this point that the special magnification and resolution could be achieved. But it takes great patience to get this kind of magnification in this special scope, which may be another reason why it never achieved popularity.

About 1977, I wrote a long article about this which was published in the *New Age Journal* and, among other things, it dealt with the controversy which is today still raging in medical circles after 50 years, as to whether microorganisms are mono- or pleio-morphic. That is, either microorganisms, from bacteria down to viruses, are monomorphic, meaning that they are "one form and one form only," or they are pleiomorphic, meaning that they can change from one form to another.

There was a terrible fight in the 1930's over this and the monomorphic people won. It's a very interesting controversy which took me about six weeks of work to research in the Library of Medicine when I was doing the article for the *New Age Journal*. (The article was entitled "What Has Become of the Rife Microscope?") The last sentence of the last paragraph was a plea to the public to help out to see if we could find them.

(Subsequently, I did find two of Rife's microscopes in very bad condition in the garage of one of Rife's mechanics in San Diego. Still another is preserved in perfect condition in the Welcome Foundation, a medical foundation and museum in London, because it had been carried over during the war to London at the request of a Dr. Gonin, who was then Physician Royal—physician to the Royal Family. Because World War II was in progress, Dr. Gonin was unfortunately never able to work with the scope. When he died shortly after the war, nobody was interested in taking up where he left off. So that Rife microscope stands in the Welcome foundation, inert and unused.)

Rife, looking in his microscope, found that living things in fact *were pleiomorphic* and not only were they pleiomorphic, but they were drastically so, depending on the "terrain" as Claude Bernard had it—and, by the way, Pasteur's last words were supposed to have been: "Claude Bernard is right: The microbe is nothing, the terrain is everything." Meaning that, depending on the terrain, depending on the metabolic condition, depending on the internal state, the chemical or biochemical state of the body, a given microbe could alter its form and its function and become something else. Rife posited that much *disease was not caused by the microorganisms but that the microorganisms were caused by, or perhaps better said, associated with, the disease.*

He could *see* this at the microscope! For instance, he could see a bacterial form going through several successive stages to become a leavirid form (yeast) or a fungus. Having invented the scope and come up with a new theory, he next reasoned that if he could illuminate a microor-



ganism with a single frequency and cause it to resonate, then he should be able to turn that principle around and find some electromagnetic frequencies which could be radiated into living organisms to cause the disappearance of those organisms which are associated with disease. And that is what he did!

He had the backing in his day—this was in the 1930's—of such eminent people as Kendall, a professor of pathology at Northwestern University; Millbank Johnson, M.D., was on his board, along with many other medical men, when he began to treat people with this new "ray emitter." What happened next is very strange. (There were articles written on the Rife technique up to the point I've described it in the *Journal for the Medical Society of California* and other medical journals.)

Suddenly, Rife came under the glassy eye of Morris Fishbein of the AMA and things began to happen very quickly. Rife was put on trial for having invented a "phony" medical cure. The trial lasted a long time. And Rife, being a very sensitive individual—he was a man who could sit in one position for 72 hours looking into a microscope until he got it in focus—couldn't take the pressure of the rank injustice and the trial broke his health to the point that he became so nervous that he couldn't function. Seeking to overcome that nervousness, he consulted a physician, who told him that every time he felt nervous, he should take a couple of drams of brandy. He became a life-long alcoholic and died as such, never really accomplishing much in the last part of his life. He died in 1972.

### Wilhelm Reich

I had also followed the life and work of Dr. Wilhelm Reich, a very interesting research pioneer who went from being Sigmund Freud's first assistant to dabbling in biophysics at an advanced level. He had involved himself in microscopy and discovered some consummately interesting things about living organisms which were also very controversial. A book about what he found at the microscope, called *The Bions*, was panned by every pundit who reviewed it. The only reason we're mentioning it here is that as he was working at the microscope he discovered various anomalous forms. At one point, Peter Thompkins invited me to work with him on a biography of Wilhelm Reich, which we didn't go on to do because Reich's personal papers are still under lock and key and we couldn't get access to them. They have been impounded for 50 years in the trust which was set up after he died.

During that period, I got to know Reich's daughter, Eva Reich, who was herself a doctor of medicine. She was cursing the day that she dropped the ball when her father died and, instead of becoming the trustee of his estate, allowed it to pass into the hands of another person who became the sole trustee. She wanted to go to court to see if she could break the trust so that her father's private archives could be made public. We waited to see if that could happen. Well, years went by and it didn't.

At any rate, in the summer of 1979 I was driving down

the Maine coast with my wife and I knew Eva Reich had a little house in Hancock, Maine, where she spent a good deal of time. So we went over to see if she was there. She gave us each a bowl of soup and said: "Bird, I know you're interested in microscopes because I've read the fabulous article in the *New Age Journal* about Rife, whom I'd never heard of, and I know that you studied in detail all the work that my father did at the microscope. I want to tell you that there is another extraordinary microscope up in the woods in Canada that you ought to look into."

So in the fall of 1979, I went up to those Canadian woods. There, in a tiny village outside Sherbrooke, which itself is a provincial city about a half-hour drive from the top of Vermont, was an extraordinary man.

### Gaston Naessens

Gaston Naessens is a Frenchman who, at the age of 26, invented a microscope which could do nearly as well as Rife's! I really can't describe it except to say that it combined various aspects of electromagnetics, magnetic fields, and optics that allow this microscope to look at cells at up to 30,000X magnification with excellent resolution—routinely so at 3,000X, which is about 1,000 times more than can be achieved in any laboratory, at least until recently.

Naessens, I discovered, had invented this scope in 1948 and as a result of his being able to see living things at these magnifications, he discovered that there was an *ultramicroscopic, sub-cellular organism* in the blood of all living things, including the sap of plants! This organism he called a *soma-tide* and it was 2 to 3 angstroms in dimension. I can't appreciate how small that is, so I'm just giving you the dimension. This ultramicroscopic form could be cultured in vitro and it reproduced just like a cell. As long as the body it inhabited was in a healthy state, metabolically speaking, it went through a three-stage growth cycle from a tiny particle, let's say, to a tiny spore, to a tiny double spore, and back again.

But, when the body gets into a metabolically imbalanced state, this same form goes through a 16-stage cycle and, depending on how this form behaves in the early stages with reference to other blood figures (red cells, lymphocytes), *which can be clearly seen in the microscope* in a few seconds from a drop of blood drawn from a subject's finger—depending on that behavior, Monsieur Naessens can pre-diagnose degenerative disease states including a pre-cancerous state, *two to three years before there are any clinical signs in the host*.

While still in France, Monsieur Naessens went on to develop a *serum* which was very successful in curing various forms of advanced and, in some cases terminal, cancer. Partly because he had no degrees of any kind (in fact, he had only finished high school), he came to the attention of the French medical authorities and was put on trial before a Juge d'Instruction—the charge being that of practicing medicine illegally. They almost put him in jail and threw away the key! But just before that happened, a high official in the Sûreté National (The French National Police) came

to him and said: "You must get out of France, now, today—this evening—for it looks to me that you are to be 'rail-roaded' into jail."

It wasn't a trial in our legal sense of that word. It was more like a grand jury hearing—a special type of trial held before a judge. This trial, before which dozens of "expert" scientific witnesses had testified, had gone on for several months. Things looked so bad that the police official advised Naessens to go immediately to the international aerodrome at Orly and leave by plane for England. Monsieur Naessens looked at his watch and said: "I will never make it with the traffic." The police official replied: "We will hold the plane on the ground for you." And that is how he was exiled from his country.

Why had that police official acted to help him? Because Monsieur Naessens had cured that same official's wife of terminal cancer. She was still alive a few years ago!

Monsieur Naessens then came to Canada and got the covert backing of David M. Stewart, who ran one of the largest medical foundations in that country—the MacDonald-Stewart Foundation. Because his work was so unconventional, Mr. Stewart suggested that he work quietly, not in Montreal, but in the hustings. There, over the next twenty years, Gaston Naessens went on to invent another product to replace the serum which was very costly and difficult to make. He developed a product based on the camphor molecule. This molecule went into making an inexpensive liquid product, costing only about 80 cents a vial, which is injected into the lymph node in the groin. It does something to right, to enhance, to bring back to equilibrium the *immune defense system*.

Naessens had seen that most degenerative disease is as much a problem connected to immunity as to anything else. When this immune defense system is brought back into balance, the body can shed cancers of all forms; can shed rheumatoid arthritis, can shed cases of lupus; can shed, in some cases, multiple sclerosis (MS)—and I am talking about one case that I know personally. A dental surgeon (a friend of mine for thirty years) who hadn't been out of a wheelchair in two years, after being injected intralymphatically with the product 21 days, was walking around a table, holding the table in the middle.

After twenty years of working quietly to achieve these results in Canada, the provincial medical authorities of Quebec came to his house and seized nearly all of his dossiers. He has now moved his treatment clinic to Haiti, becoming another in a long line of medical martyrs. Naessens may have to stand trial a second time in a second country.

### Antoine Prioré

I will tell you about one more person—still another self-taught genius, Antoine Prioré, who began working in 1944-45, right after the war, to develop an electromagnetic device which cured cancer. He got the backing of some very interesting and courageous people, including the world-famous immunologist Dr. Raymond Pautrizel, of the University of Bordeaux II, who did all the animal work.

When Dr. Pautrizel arrived on the scene, because the emotional atmosphere surrounding the cancer cure was so great, he decided to take the research in another direction and began to use the machine to treat what he knew best, which was *sleeping sickness* in animals. Sleeping sickness was of primary concern to Dr. Pautrizel because it is a widespread affliction in tropical countries and, perhaps because he was born and raised in Guadeloupe in the Caribbean, he had become very interested in tropical medicine. When he injected rabbits with the pathogen trypanosome, which causes sleeping sickness, the trypanosome would multiply until there were billions of them circulating in the bloodstream and the rabbits would uniformly all die within 72 hours. But, when exposed to the radiation of the Prioré device, these same rabbits would live. Yet their blood was still teeming with the trypanosomes, which could be extracted from the radiated rabbits and injected into other control rabbits, which would then die.

This implies that the machine was doing something electromagnetically to the immune system of the rabbits such that they were able to fight off a lethal disease which would normally kill them in 72 hours!

Had it not been for the courage of Dr. Robert Courrier, who at that time was Perpetual Secretary of the Academy of Sciences of France, in the face of great criticism, the scientific data on 20 years of that work might never have been published. Time after time, over 20 years or more, Dr. Courrier personally introduced the papers for publication in the *Comptes Rendues* (Proceedings) of the French Academy of Sciences. There are 28 such papers. Even this could not prevent Dr. Pautrizel from nearly being fired from his post at the University of Bordeaux II, where he finally treated human patients successfully with the Prioré device.

When he wrote a paper and sent it this time to the Academy of Medicine, it was refused without explanation. Pautrizel then wrote a long letter, since made public, to the governing offices of the French Academy of Medicine to find out why the paper had been refused and which people on the jury refused it, so that he could consult with them in order to better inform them of the facts. For 3 1/2 years he received no reply.

So then he decided to step outside of normal scientific channels and offered his story to a journalist who wrote an extraordinary book called *The Dossier Prioré, A Second Affaire Pasteur?* Because the book has not been translated from French, and may not be (because it was written for a French audience and should really be rewritten in English) it is not accessible to English readers. But I have written a 50-page paper which is a synopsis of it.

We have discussed the cases of four intrepid researchers. Of these, three had no formal academic training—Prioré, Naessens and Rife—and yet they went on to develop the most extraordinary medical tools in energy medicine that I think exist. Two of them were put to trial! One was nearly fired from his position. All this is moving and largely unknown medical history and all of it affords real opportunities for further exciting research. ■

# The Biological Significance of Water Structured with Non-Hertzian Time-Reversed Waves

T. A. Gagnon and G. Rein, Ph.D.

CONTEMPORARY quantum physics has mathematically described and predicted the presence of a new kind of unified energy which underlies conventional transverse electromagnetic (EM) vectors. The concept of a subtle energy underlying EM fields was first introduced by Bohm and Aharonov<sup>1</sup> in describing quantum potentials as an implicate order "embedded in" our normal 3-D space. It has recently been proposed that an additional implicate order is embedded within the quantum potentials. This higher dimensional space is composed of an energy which has been called time-reversed waves,<sup>2</sup> non-Hertzian waves,<sup>3,4</sup> longitudinal waves,<sup>5</sup> scalar waves,<sup>2</sup> or zero-point energy.<sup>6</sup> Although non-Hertzian waves (NHW) can not be measured by conventional EM detectors, several devices have been built which should theoretically generate them. The idea that NHW may have some biomedical applications was first suggested by Puharich and is supported by the recent findings that living systems are non-linear<sup>7</sup> and self-organizing.<sup>8</sup> Several anecdotal reports indicate that NHW reduce stress and may improve clinical symptoms in a variety of diseases. More scientific studies indicate that the NHW generated from the Teslar watch enhance EEG brain waves,<sup>9</sup> alters neurotransmitter function,<sup>3</sup> and enhance lymphocyte proliferation *in vitro*.<sup>4</sup> The results of these studies indicate that living systems are affected by NHW and, at least *in vitro*, NHW are approximately 3-fold more biologically active than corresponding transverse EM vectors.

Bearden<sup>2</sup> has proposed a theory based on: a. Popp's observation that biophotons can be stored in DNA,<sup>10</sup> and b. Puharich's theory that NHW originate from quarks within protons in the nucleus.<sup>11</sup> According to Bearden, each cell has a biopotential in its nucleus which is composed of NHW. The biopotentials are scalar charged patterns which form a virtual substructure. Rein<sup>12,13</sup> has extended these ideas and proposed that NHW transmit information throughout the body via a complex extracellular lattice network composed of water and helical proteins like collagen. This subtle energy body could therefore regulate endogenous self-healing mechanisms.

An extension of these ideas is presented here as the Intramolecular Matrix Theory. In addition to NHW interactions between protons of different molecules (Puharich), proton-electron interactions are proposed to be a source of NHW. These interactions, which can occur within each atom or between individual atoms, form a non-Hertzian information lattice which is unique for each molecule. Energy is stored as information at the interaction areas. The information in the lattice in turn forms the energy matrix of the molecule which

is the energetic blueprint for the physical/chemical properties of the molecule. According to Bohm's language, the information lattice is embedded in the energy matrix which is embedded in the physical structure.

The Intramolecular Matrix Theory predicts that specific exogenous NHW with amplitude and frequency envelopes corresponding to those in the internal information lattice can be used to modify the matrix. Matrix modification is accomplished by overlaying the exogenous signal characteristics onto the energy storage banks in the information lattice. This technique is analogous to frequency modulation of EM vector carriers. In Bearden's terminology, the exogenous envelopes charge or polarize the cell's biopotential with a structured pattern.

The purpose of this study was to test the Intramolecular Matrix Theory by intentionally emulating the internal information matrix of a molecule with a known biological function and directly comparing the biological effects of the NHW-emulated molecule matrix with the actual chemical molecule. In addition, we attempted to manipulate the information of the NHW-emulated molecule matrix with another set of NHW envelopes which was predetermined to either neutralize or inhibit the original information from the molecule.

## MATERIALS AND METHODS

**1. Biological Methods:** Lymphocyte proliferation was chosen as the biological endpoint since this system is known to respond to weak low frequency transverse EM vectors<sup>14,15</sup> and Rein has shown that the system also responds to the subtle energies of homeopathic aconite imprinted into water.<sup>16</sup> Cell proliferation was monitored using a highly quantitative, state-of-the art radiometric assay involving the incorporation of (<sup>3</sup>H)-thymidine into replicating DNA. The assay has been described in detail elsewhere.<sup>17</sup> At the initiation of each experiment, 35mm petri dishes containing  $1 \times 10^5$  cells and 1.0 $\mu$ Ci/ml (<sup>3</sup>H)-thymidine were exposed to: 1. the NHW coil, 2. a growth medium made from water which had been previously exposed to the NHW coil, 3. Interleukin-2 (IL-2) (25U/ml) or homeopathic aconite (40ul, 200X), or 4. a combination of IL-2 or aconite and the NHW envelope frequencies. Cells which were directly exposed to the NHW coil, received four 15-minute treatments during the 12-hour stimulation period. The cells were then returned to the CO<sub>2</sub> incubator for a 12-hour rest period.

For direct treatment of the water, 1000ml samples of spring water from Alhambra in a glass container were directly ex-

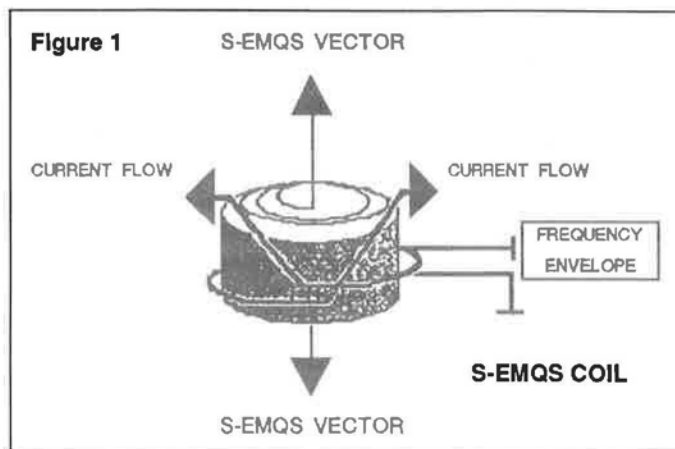


posed to a coil driven by 9.0ma current continuously for 24 hours. Plastic containers did not allow NHW information to be imparted to the water as effectively. The charged water samples were then used to make a standard DMEM tissue culture medium. The control medium was made simultaneously with the same batch of spring water which was not charged. The cells were exposed to this medium for the total incubation period. At the end of this period DNA synthesis was measured in all samples and counted in a spectrophotometer. The raw data is expressed as counts per minute (CPM), which represents the amount of DNA synthesis, or as percent effect. Percent effect was calculated as the difference in the raw CPM between control and experimental dishes divided by the control values and multiplied by 100.

**2. NHW Methodology:** NHW envelopes were generated using a specifically designed Caduceus-type coil (TR4) containing a complex monopolar DC square wave signal. The coil output is referred to as Structured-Electromagnetic Quotient Stimuli (S-EMQS) which has been used exclusively in equipment developed and marketed by T. A. Gagnon. The principle of the coil is to cancel the electric and magnetic vectors associated with the two currents flowing in opposite directions and to cause a helical vector to move in vertical opposition to the direction of current flow. These helical vectors are analogous to vortex rings known to occur in plasmas.<sup>18</sup> This was accomplished with two concentric (Figure 1) anti-parallel coils in the same plane. The coils were wound with 24 gauge wire to create a non- horizontal current flow with a final value of 8.2 ohms, each coil winding being the mirror image of its counterpart. The entire transducer was then encapsulated in a non-conductive material.

The input current remained constant at 3ma for all studies involving direct stimulation of the cells. Each S-EMQS envelope was composed of several superimposed square waves varying in frequency from 2 to 6kHz.

The S-EMQS envelopes had a repetition rate of 930Hz. The interruption rate is a variable factor dependent upon the element under simulation and is not a constant. The entire envelope was then placed on a 60Hz sine wave carrier. Although 60Hz is not the optimal carrier frequency it was used to establish a point of reference for future work. Optimum carrier frequencies should be below 10Hz.



The frequencies were generated via a CP/U and downloaded into a 5-watt amplifier/mixer. The coils were directly connected to the amplifier by coax to eliminate any stray fields which might be active in the surrounding area.

The frequencies and interruption rates were predetermined for each biological application according to the prediction of the Intramolecular Matrix Theory. The choice of the appropriate NHW envelopes was based on 18 years of experience using the S-EMQS technology to affect humans and plants. Frequencies were selected by a proprietary weighted system developed by T. A. Gagnon. The individual frequencies within each S-EMQS envelope used to emulate the information lattice of aconite and IL-2 were as follows:

a) Aconite envelope consisted of:

3347Hz      5611Hz      2791Hz

Interruption rate: 3.3Hz

b) Interleukin-2 envelope consisted of:

3448Hz    2929Hz    4014Hz

5611Hz    2867Hz    2855Hz    2791Hz

Interruption rate: 2.0Hz

Some frequencies were selected specific chemicals known to be necessary for the maintenance of lymphocytes in tissue culture.

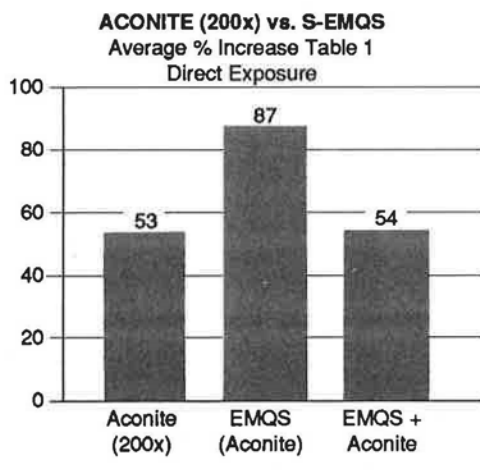
## RESULTS AND DISCUSSION

Initial experiments were designed to emulate the internal information lattice of aconite, an herbal extract with immuno-enhancing properties. Previous research by Rein indicated that the mother tincture and serial dilutions of this herb affected the lymphocyte proliferation assay used in these experiments.<sup>16</sup> The effect varied in magnitude and direction depending on the individual, but generally caused an increase in cell proliferation. Approximately 100% stimulation of proliferation was observed at homeopathic dilutions of 200X, well beyond Avagadro's number. Therefore the energy matrix of this molecule can be homeopathically transferred to water and cause a biological effect. The information lattice of aconite was therefore emulated using the S-EMQS technology and used for either direct stimulation of the cultured lymphocytes, or to structure medium (water) which was added to the lymphocyte culture before measuring lymphocyte proliferation.

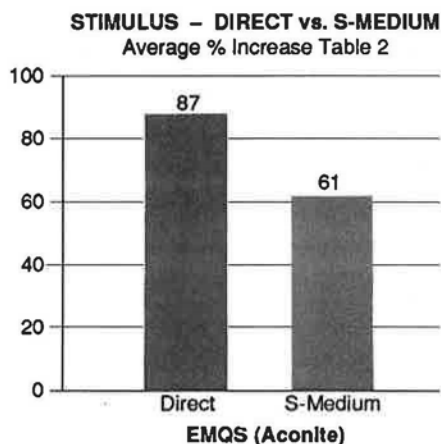
The data is presented in Tables 1 & 2 and shown graphically in Graphs 1 & 2. The results indicate that S-EMQS-emulated aconite caused an 87% stimulation of lymphocytes when applied directly to the cells, with a similar stimulation of 53% being observed with homeopathic aconite. Therefore, the frequency information within the atomic information lattice of aconite was successfully emulated and shown to cause a similar biological effect as homeopathic aconite. When both signals were tested simultaneously, no additivity or synergism was observed. This approach is frequently used in conventional pharmacology to determine whether two drugs are working by similar or different mechanisms. The absence of additivity indicates that emulated aconite and homeopathic aconite are affecting cell proliferation by similar mechanisms.

### EFFECTS OF S-EMQS Lymphocyte Proliferation

Graph 1



Graph 2



The results in Tables 1 & 2 also indicate that the emulated frequency matrix information from aconite could be directly transferred to a medium (water) and that once charged, this medium when added to the lymphocyte culture stimulated their proliferation by 61%. The results further indicate that the magnitude of this effect was similar to that observed (87%) when the lymphocytes were directly stimulated with the S-EMQS signal. Although we are presently determining how long the frequency information will remain in the medium, preliminary studies indicate the water will remain charged for at least two weeks.

S-EMQS emulation of a second molecule which is also known to stimulate lymphocyte proliferation was then tested. Interleukin-2 (IL-2) was chosen since this growth factor is well known to stimulate lymphocyte proliferation.<sup>19</sup> Emulation of the atomic information lattice of IL-2 using S-EMQS technology was tested by direct stimulation of the cells as described for aconite. The results in Table 3/Graph 3 indicate that emulated IL-2 caused a 20-fold increase in lymphocyte proliferation compared to a similar 20-fold increase when the actual chemical was used. The results also indicate that the biological effects of the energetic and physical stimuli were

Table 1

### EFFECT OF S-EMQS ACONITE (200x) VS. S-EMQS

DIRECT EXPOSURE						
ELEMENT	CPM	+	%	CPM	+	%
Control	149	—		285	—	
Aconite (200x)	172 ± 11	15		552 ± 18	94	
EMQS (Aconite)	201 ± 8	35		830 ± 63	191	
EMQS + Aconite	194 ± 12	30		579 ± 76	103	

Table 2

### STRUCTURED MEDIUM

ELEMENT	CPM	+	%	CPM	+	%
Control	457	—		640	—	
EMQS (Aconite)	854 ± 108	87		858	35	

Lymphocyte Proliferation

not additive and therefore, assumedly occur by similar mechanisms.

The Intramolecular Matrix Theory was further tested by pre-determining a specific set of frequencies which were predicted to either neutralize or inhibit the NHW envelopes known to stimulate lymphocyte proliferation. This was accomplished by initially charging a medium (water) with the aconite or the IL-2 S-EMQS envelopes for 24 hours. A portion of this medium was then extracted and treated for an additional 24 hours with a neutralizing or inhibiting S-EMQS envelope. The results of these experiments are presented in Table 4 and Graph 4, where it can be seen that neutralizing frequencies caused a 46% decrease (35 to 19) for aconite and a 29% decrease (58-41) for IL-2. Inhibitory frequencies showed even more profound effects. The emulated aconite effect came down to zero and the emulated IL-2 effect decreased to -58%. These results indicate that a pre-determined set of frequencies could be predicted from the Intramolecular Matrix Theory. Either neutralization or inhibition of the growth-

### EFFECT OF S-EMQS IL-2 VS. S-MEDIUM

Table 3

DIRECT EXPOSURE		
ELEMENT	CPM	+
Control	358	—
IL-2 (chem)	6308 ±316	1662
EMQS (IL-2)	6740 ± 22	1783
EMQS + IL-2	6880 ±183	1822

Table 4

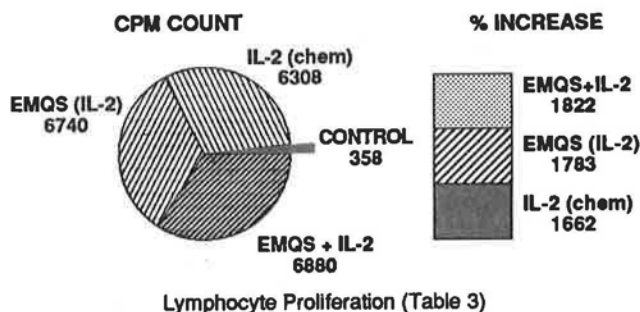
### STRUCTURED MEDIUM

ELEMENT	CPM (Aconite)	%	CPM (IL-2)	%
Control	640	—	454	—
Stimulate	858 ± 146	35	715 ± 103	58
Neutralize	765 ± 71	19	642 ± 73	41
Inhibit	633 ± 205	-1	189 ± 23	-58

Lymphocyte Proliferation

GRAPH 3

**EFFECTS OF S-EMQS**  
Chemical IL-2 vs. S-EMQS  
DIRECT EXPOSURE



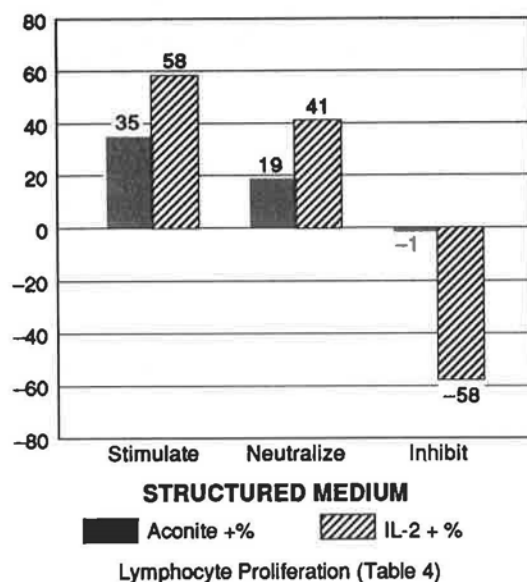
stimulating effects were induced by re-structuring the matrix of the medium; a new NHW matrix envelope was embedded on the carrier for the aconite or IL-2 molecules.

**REFERENCES**

1. Aharonov, Y., Bohm, E., *Phys.Rev.* 115, p 485 (1959)
2. Bearden, T. E., *J. U.S. Psychotronics Assoc.* 1, p 18 (1988)
3. Rein, G., *Proc. 7th Internat. Assoc. Psychotronics Res.*, Georgia (1988)
4. Rein, G., *J. U.S. Psychotronics Assoc.* 2, p 15 (1989)
5. Dea, J. Y., *Planetary Assoc. Clean Energy Newsletter* 4, p 12 (1985)
6. King, M. B., *Proc. Tesla Centennial Symposium*, Colorado Springs, p 99 (1984)
7. Adey, W. R., Lawrence, A. F., *Nonlinear Electrodynamics in Biological Systems*. Plenum Press, NY (1984)

Graph 4

**EFFECTS OF S-EMQS**  
Neutralization & Inhibition



8. Prigogine, I., Stengles, I. *Order Out of Chaos*. Bantam Books, NY (1984)
9. Byrd, E. A., in *ELF Cocoon Internat. Catalogue*, St. Francisville, IL (1987)
10. Popp, F. A., in *Electromagnetic Bio-Information*, Popp, F. A., et al (eds), p 123, Urban & Schwarzenberg, Baltimore (1979)
11. Puharich, A., 14th Annual USPA Conference, Dayton, Ohio (1988)
12. Rein, G. in *Mechanisms of Psychic Perception*. Millay, J. & Sirag, S-P. (eds) in press
13. Rein, G. *Light* 103, p 116 (1983)
14. Conti, P., Gigante, G. E., Cifone, M. G., et al. *FEBS Letters* 162, p 156 (1983)
15. Money, N. A., Smith, R. E., Watson, B. W., *Bioelectromag.* 7, p 387 (1986)
16. Rein, G., in *New Immunity*, Badgley, L. (ed.) Human Energy Press, Foster City, CA—in press
17. Boyum, A., *Scand. J. Clin. Lab. Invest.* 21, p 77 (1968)
18. Bostick, W. H., *Phys. Rev.* 106, p 404 (1957)
19. Smith, K. A., *Immunology Rev.* 51 p 337 (1980)

\* \* \*

**Artifex** is a guide for the perplexed in this time of transition. From Jungian and other perspectives, articles discuss the symbolism of social, scientific, and religious ideas. *Artifex* has a high-profile readership, a turnover rate of less than 5% annually, and a readability that will take you from cover to cover.

**Open your subscription now and receive these Archaeus Project publications FREE**

- ▶ *ARCHAEUS 5*, a book-length study of the relationship between UFOs and consciousness (\$8 to nonmembers)
- ▶ *Cyberphysiology: The Science of Self-Regulation*
- ▶ *The AP Video- and Audiotope Catalogue*

Subscriptions consist of four issues of *Artifex* and the special publication *ARCHAEUS*. Total subscription price: \$20.

**Archaeus Project**  
2402 University Ave. (R)  
St. Paul, MN 55114



## USPA Periodicals Library Update

In order to do good psychotronics research of any kind, whether it involves radionics, radiesthesia, psionic medicine, dowsing, subtle energies, biophotons, or any other subject covered by psychotronics, one needs access to as much of the periodical literature as possible on these subjects.

**To address this issue, the United States Psychotronics Association has resolved to identify and acquire every psychotronics related periodical that has ever been published anywhere in the world, and to retain copies in the USPA Library.**

**As a first step, we have developed the following list of periodicals that focused on or frequently had articles on psychotronics related subjects.** But this is only a preliminary list, and we know that there are probably more psychotronics periodicals that have been published, but that we do not yet know about.

So please look over the following list and check your own personal physical libraries and your computers to see if you have any issues of the periodicals on this list. Even if you just have one issue, please let us know, because that may be the one we need to complete all the issues of a particular periodical. **Please write to me (John) at: [joreed43@gmail.com](mailto:joreed43@gmail.com), since I am the USPA librarian and archivist coordinating this effort,** and tell me what periodicals you have.

**As a whole, the members of USPA have a huge “library” of periodicals, but it just happens to be “distributed” among its members** at this point in time. However, we can work together, and if you would be willing to loan, donate, xerox, or as a last resort, sell copies of your periodicals for the USPA Library, then we will be able to build a large centralized library of all psychotronics periodicals. And all USPA members will then be able to use these periodicals in their research or for their reading enjoyment.

**Bioelectromagnetics:** Published by John Wiley and Sons from 1980 to present. We need all issues.

**Bridges:** This was the newsmagazine of the International Society for the Study of Subtle Energies & Energy Medicine (ISSSEEM) from the 1980's through about 2010, after which it was discontinued. **We have a complete set of this periodical.**

**British Journal of Radiesthesia and Radionics.** Published by the British Radiesthesia Association, 1953-1963. The original title was British Journal of Radiesthesia. We need all issues.

**DeLaWarr Laboratories Newsletter:** published by George and Marjorie DeLaWarr, and later their daughter Diana Di Pinto, from 1964-1986. **We have a complete set of these,** unless you know of any issues published after 1986.

**Dowsing Today:** The journal of the British Society of Dowsters, published from 2000 to the present. Original title was Radio Perception, which began in 1933. We need all issues.

**Electro and Magnetobiology:** Published by Taylor and Francis from 1993-2002. Title was changed to Electromagnetic Biology and Medicine. We need all issues.

**Electromagnet Biology and Medicine:** Published by Taylor and Francis from 2003-present. We need all issues.

**Electronic Medical Digest:** published 1946 to about 1955, also by Fred J. Hart and the College of Electronic Medicine. We need all issues.

**Journal of Bioelectricity:** Published by Taylor and Francis from 1982-1992. Title was changed to Electro and Magnetobiology. We need all issues.

**Journal of Electronic Medicine:** This was a continuation of Physico-Clinical Medicine, and ran from 1939-1945, published by Fred J. Hart and the College of Electronic Medicine. We need all issues;

**Journal of the British Society of Dowsters:** Published by the British Society of Dowsters from 1956-2000. Prior title was Radio Perception. Succeeding title: Dowsing Today. We need all issues.

**Journal of the United States Psychotronics Association.** Published by the United States Psychotronics Association. Only six issues were published, and **we have a complete set.**

**Mind and Matter:** published by George DeLaWarr of the DeLawarr Laboratories in Oxford, England from 1957-1967. **We have a complete set of these very rare journals.**

**Newsletter of the Institute of Psionic Medicine.** Published by the Institute of Psionic Medicine only from 1978-1979. We need all issues.

**Newsheet of the Psionic Medical Society.** Published by the Psionic Medical Society in the England only from 1975-1977. We need all issues.

**New Zealand Society of Dowsing & Radionics Journal.** Published by the New Zealand Society of Dowsing & Radionics from 1988-present. We need all issues.

**Physico-Clinical Medicine:** This journal was started in 1916 by the father of radionics, Dr. Albert Abrams, and continued to be published up through 1938, by Fred J. Hart, who took over the College of Electronic Medicine after Abrams died in 1924. **We have all issues from 1916-1923**, but need all issues from 1925-1938.

**Psionic Medicine.** Published by the Psionic Medical Society in the UK from 1969-around 1991. We need most issues.

**Radio Perception.** This was the original title of the Journal of the British Society of Dowsters, which began in 1933 and was published under that name until around 1956, when its name was changed to the Journal of the British Society of Dowsters, and continues today under the name, Dowsing Today. We need all issues.

**Radiesthesia.** Published by the Dowser's Club of South Australia, and began in 1992. We need all issues.

**Radionics Journal:** Published by the Radionics Association in England from 1954 through the present. We **have a complete set of these from Vol. 1, no. 1 (1954), through 2005**, but need all issues published after 2005.

**Resonance:** Newsletter of the Bioelectromagnetics Special Interest Group (BEM SIG) of American Mensa during the 1980s and 1990s. **We have a complete set of this rare periodical;**

**Subtle Energies and Energy Medicine:** Published by the International Society for the Study of Subtle Energies and Energy Medicine (ISSSEEM) from 1990 through the present, with some interruptions. We have some, but need most of these.

**USPA Newsletter:** Published by the United States Psychotronic Association from 1977 through present. **We have a complete set.**

## USPA Local Groups and Affiliates Update

As mentioned in the May, 2016, USPA Newsletter, one of our goals is to reactivate all of the former 24 USPA Chapters that once existed across the US and Mexico. In addition, we plan to establish new local groups of people interested in psychotronics and related subjects in other major cities in the US and other countries as well. All such local groups and affiliates will be independent, but will work together with the USPA in a mutually beneficial relationship to achieve our goals of advancing research and applications in psychotronics, radionics, subtle energy, and related fields.

So I would like to invite all of former USPA Chapters leaders and members to contact me (John Reed) at: [joreed43@gmail.com](mailto:joreed43@gmail.com) and let me know if you would like to help reactivate your local chapter. In addition, if you are a leader or member of a psychotronics or related organization which was never a chapter of USPA, and we would welcome you as a USPA affiliated organization as well.

We will be establishing a USPA affiliated groups as traditional organizations and also via the Meetup.com online group platform. This will enable current and former members to more easily have local get-togethers, meetings, and other activities, and those activities, times, and other details can be posted online. So please let me know if you would like to be the leader of a group in your area.

If you do decide to use Meetup.com to establish your local group, you could do it quickly and easily by going to [www.meetup.com](http://www.meetup.com) , and clicking on the big red word “**Start**” in the upper left, and then just following the step-by-step procedures.

**You can give your local group any name you want, but it should probably have a name that relates to psychotronics in some way.** And if you need any help, please let me know, and I will help you in any way I can. Perhaps the most important thing is enthusiasm and determination, so write to me, even if you don’t know any other USPA members in your area, and I will help you set up a local group: [joreed43@gmail.com](mailto:joreed43@gmail.com)

## Exchange Corner

The “Exchange Corner”, is a place for USPA members to buy, exchange, or sell items of interest, or request information or other help in relation to something wanted. So if there is anything you want to buy, sell or trade that has to do with psychotronics, radionics, subtle energy, or related subjects, please contacted the Classified Ads manager at: [usparesearch@gmail.com](mailto:usparesearch@gmail.com). For the next few issues, all such ads will be free of charge, so please send your ads and wanted requests as soon as possible before advertising charges begin.

### **Bruce Copen MARS III for Sale**

I am a current USPA member and have a **Bruce Copen MARS III** for sale. The system is about 7 or 8 years old and in original, excellent condition. Sale includes original SCOPE analysis, database and broadcast software, HP laptop, comprehensive training manual and program disc, interconnects and boxes. I have always run it on XP with no issues; everything original as supplied by Copen.

All operations can be automated and multiple broadcasts can be run simultaneously, although Copen saw to develop this device so it could be used in many radionic styles and without computer control. The price is \$8500 USD roughly half the original cost. I prefer to not ship to a destination outside the USA. A limited amount of training by me, as I understand it, is available to a confirmed purchaser, as time and distance reasonably permit. Please contact: **Dr Robert Dixon**, [robertdixondc@gmail.com](mailto:robertdixondc@gmail.com) or [call \(304\) 259-9439](tel:3042599439) Berkeley Springs, WV.

**Wanted: Any issues of the Newsletter of the American Society of Dowsters, published from 1961 through 1963.** These were 8.5X11 inch sheets stapled together, and not the digest size journal that you may be familiar with, which began in 1964. Contact John at: [joreed43@gmail.com](mailto:joreed43@gmail.com)

---

**Wanted:** Any articles, periodicals, books, devices, or other materials on psychotronic related subjects that you can donate or lend to the USPA for its library, archives, and museum. **The USPA is a nonprofit, 501(c)(3), tax exempt organization, and as such, you are able to make tax deductible donations to the USPA.** Please email the USPA at: [usparesearch@gmail.com](mailto:usparesearch@gmail.com) to make arrangements. Thank you for your generosity.

# United States Psychotronic Association (USPA) Officers and Board Members

## Officers:

**President:** Jon Klimo, Ph.D. email: [JonKlimoidealism@gmail.com](mailto:JonKlimoidealism@gmail.com)

**VP (Scientific Research & Conference Speakers):** Glen Rein, Ph.D.  
email: [glenrein@gmail.com](mailto:glenrein@gmail.com)

**VP (Exhibitor Relations):** Bob Peters email: [cathyschleyer@msn.com](mailto:cathyschleyer@msn.com)

**VP (Radionics & Agriculture):** George Kuepper email: [georgekuepper@yahoo.com](mailto:georgekuepper@yahoo.com)

**VP (Library, Archives & Museum):** John Reed, M.D. email: [joreed43@gmail.com](mailto:joreed43@gmail.com)

**Secretary / Treasurer:** Scott Buetlich email: [scottbeutlich@rocketmail.com](mailto:scottbeutlich@rocketmail.com)

**Executive Secretary:** Daniel Taylor email: [dnltr@hotmail.com](mailto:dnltr@hotmail.com)

## Board Members:

**Chairman of the Board:** Tim Lippert email: [tdlviking@gmail.com](mailto:tdlviking@gmail.com)

**Member:** Lutie Larsen email: [lutielarsen@mac.com](mailto:lutielarsen@mac.com)

**Member:** Jon Klimo, Ph.D. email: [JonKlimoidealism@gmail.com](mailto:JonKlimoidealism@gmail.com)

**Member:** Eric Rowley email: [werowley@ConversionTechnologies.com](mailto:werowley@ConversionTechnologies.com)

**Member:** Ed Kelly email: [ed@kellyresearchtech.com](mailto:ed@kellyresearchtech.com)

**Member:** John Reed, M.D. email: [joreed43@gmail.com](mailto:joreed43@gmail.com)

**Member:** Beverly Rubik, Ph.D. email: [brubik@earthlink.net](mailto:brubik@earthlink.net)

**Member:** Linda Lancaster, N.D. email: [drlinda@lightharmonics.com](mailto:drlinda@lightharmonics.com)

**Member:** Daniel Taylor email: [dnltr@hotmail.com](mailto:dnltr@hotmail.com)

**Member:** Marty Lucas email: [majorlucas@yahoo.com](mailto:majorlucas@yahoo.com)



# WHAT IS PSYCHOTRONICS?

The United States Psychotronics Association defines psychotronics as the science of mind-body-environment relationships, an interdisciplinary science concerned with the interactions of matter, energy, and consciousness. Psychotronics involves the study, research, and applications of the physics and technology of the mind, brain, spirit, consciousness, and the underlying forces of life and nature – hence the term “psychotronics”.

We believe that a true understanding of the universe must include the spiritual, as well as, the technical, and provide an opportunity for amateur researchers to present their findings along with the professionals. We stress research, with documentation of results, and practical applications, rather than personal experience and unsupported hypotheses.

**Some Prominent People in the history of psychotronics research and application:** Albert Abrams, Thomas Bearden, Robert C. Beck, Robert O. Becker, Jacques Benveniste, David Bohm, Harold Saxon Burr, George W. Crile, Ruth Drown, T. Galen Hieronymus, Vlail P. Kaznacheyev, Georges Lakhovsky, Wilhelm Reich, Royal R. Rife, Rupert Sheldrake, Nikola Tesla, Marcel Vogel, and others.

**Some of the forces, fields, waves, and energies studied and researched in psychotronics include:** bioelectromagnetism, biophotons, biopotentials, electromagnetic wave pollution and harmful effects; coherent emanations of DNA, emanations of matter, “free energy”, morphogenetic fields, non-hertzian waves, orgone energy, pyramid energy and power, qi (chi), quantum fields, scalar waves, subtle energies, ultra-weak radiation of living matter, zero-point energy, and others.

**Some of the phenomena believed to be produced or involved with the above fields and energies:** action-at-a-distance, the aura of the body and other living things, bioinformation, bioluminescence, chakras, consciousness, distant intercellular interactions, meridians of the body, mind-body interactions, non-locality, the placebo effect, quantum consciousness, spontaneous remission of cancer and other diseases, water memory, water structure, and others.

**Related fields of study and research covering the above forces, energies, and phenomena of psychotronics:** bioelectromagnetics, bioenergetics, biophotonics, biophysics, psionics, psychoenergetics, psychoneuroimmunology, quantum biology, radionics, scalar electromagnetics, and others.

**Some practices, techniques, and applications related to psychotronics include:** acupuncture, biogeometry, brain entrainment, clairvoyance, dowsing, energy healing and medicine, extrasensory perception, feng shui, homeopathy, kirlian photography, magnetic therapy, pendulum use and methods, prayer effects, psionic medicine, psychic healing, psychometry, qigong, radiesthesia, radionics, remote viewing, shamanism, sound and sonic healing, telekinesis, telepathy, and others.

## Membership Benefits

So if you are interested in any of the above subjects, then the USPA is the place for you, where you can interact with, exchange ideas, and collaborate with other people who are interested in the same subjects. So sign up now for membership in the USPA using the form on the following page and start enjoying all of your membership benefits. These benefits include, but are not limited to:

1. **Free access to the USPA Psychotronics Library** of articles, periodicals, books, and certain audio tapes, videos, and other materials on the above subjects, useful to your research.
2. **Your free subscription to the USPA Newsletter;**
3. **Your right to freely publish articles in the WISE Journal - The Journal of the World Institute for Scientific Exploration (ISSN 2381-1536),** enabling the world to see your ideas or research, and thereby enhance your resume and credentials;
4. **Your right to use the USPA Literature Research Service,** whereby we will find any article, book, or other item you are seeking on the above subjects, and provide it to you;
5. **Your right to participate in the USPA “Research Assistance Program”,** especially useful to professors, authors, and other researchers, who need extra help on their projects. USPA will help find volunteers to help you with your research project(s).
6. **Your right to be part of the USPA Project Participation Program,** whereby you can volunteer to help on numerous available USPA projects, or help researchers who are conducting research on psychotronics and related subjects.
7. **Your right to make oral or poster presentations at the annual USPA meeting,** with the approval of the Annual USPA Meeting Planning Committee.
8. **Your right to discounts** on the purchase of certain items and services made available for sale or provided by the USPA and its members.
9. **Your right to freely advertise in the WISE Journal,** which goes out to thousands of people.
10. **Your right to participate in the USPA Psychotronic Literature Preservation Program (UPLPP).** The USPA, via its Library and Archives, has established a “Literature Preservation Program” to preserve your personal papers, files, records, and collection of articles, periodicals, books, and devices on psychotronics and related subjects, noted above. You may no longer need or use some of these items that you have, and you can send them to the USPA, and we will preserve them in our library and archives, so that they can be of use to other researchers.

## MEMBERSHIP INFORMATION

**The U.S. Psychotronics Association (USPA), was incorporated in the District of Columbia in August, 1977, and is a nonprofit, 501(c)(3), tax exempt organization, and as such, you are able to make tax deductible donations to the USPA.** It is empowered to enroll members in the parent organization throughout the United States, Canada, and other foreign countries. Membership is open to all people who wish to join with the USPA on the new frontiers of science in working constructively for the qualitative improvement of man and his environment. **Please remember the USPA in your annual charitable giving, especially if you want to advance research in the above subject areas, which can greatly benefit humans, animals, plants, and the environment.**

# USPA MEMBERSHIP APPLICATION

[Online Membership Application: click here.](#)

**Mail-in Applications:** Please print out this page, fill in your information, check the appropriate spaces, and send to the USPA Membership Secretary at the address at the bottom of this page:

**Your Name:** \_\_\_\_\_

**Mailing Address:** \_\_\_\_\_

**City:** \_\_\_\_\_ **State:** \_\_\_\_\_ **Zip:** \_\_\_\_\_

**Country:** \_\_\_\_\_

**Phone:** \_\_\_\_\_ **email address:** \_\_\_\_\_

**Type of Membership desired:**

General: \_\_\_\_ \$35 (1 yr.)

**AMOUNT ENCLOSED:** \_\_\_\_\_

**Please check the appropriate items below that apply to you:**

\_\_\_\_ List me/us in the USPA membership directory with the following

Interests: \_\_\_\_ General \_\_\_\_ Healing \_\_\_\_ New Age Physics

\_\_\_\_ Radionics/Dowsing \_\_\_\_ Subtle Energy Research

Other Interests, please specify: \_\_\_\_\_

\_\_\_\_ Do not list me in the USPA Directory

**Payment (in U.S. funds only) by:**

\_\_\_\_ Check or Money Order enclosed (Payable to USPA)

\_\_\_\_ Visa \_\_\_\_ MasterCard

Charge Card # \_\_\_\_\_ Exp. Date \_\_\_\_\_

Signature \_\_\_\_\_

**Please send to the USPA Membership Secretary:**

**Gail Ruggles**

**2088 Maple Ridge Road**

**Newark, VT 05871**

**Phone: 802-5355173 or Email: [gruggles@numiamedical.com](mailto:gruggles@numiamedical.com)**