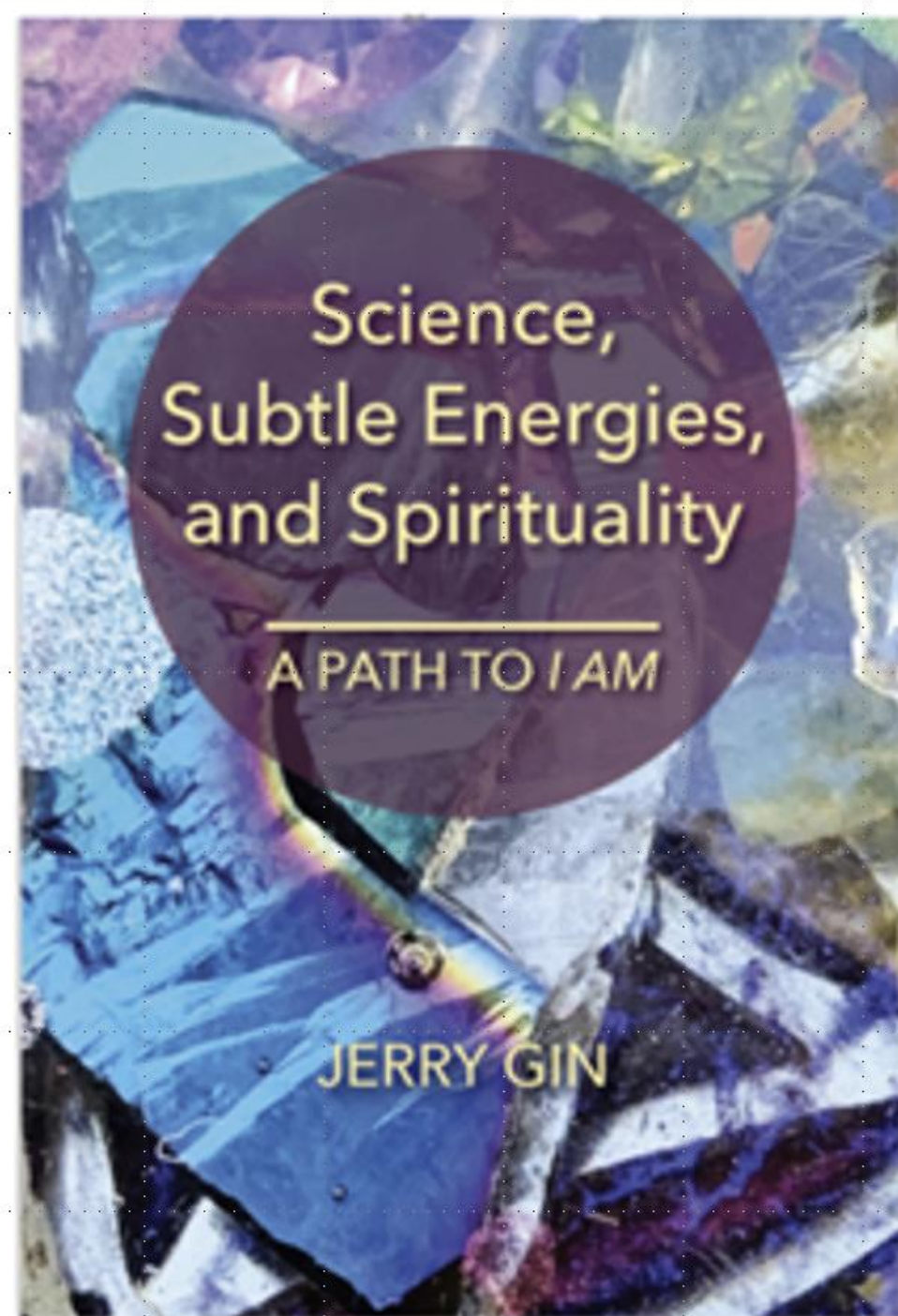


US Psychotronics  
Association

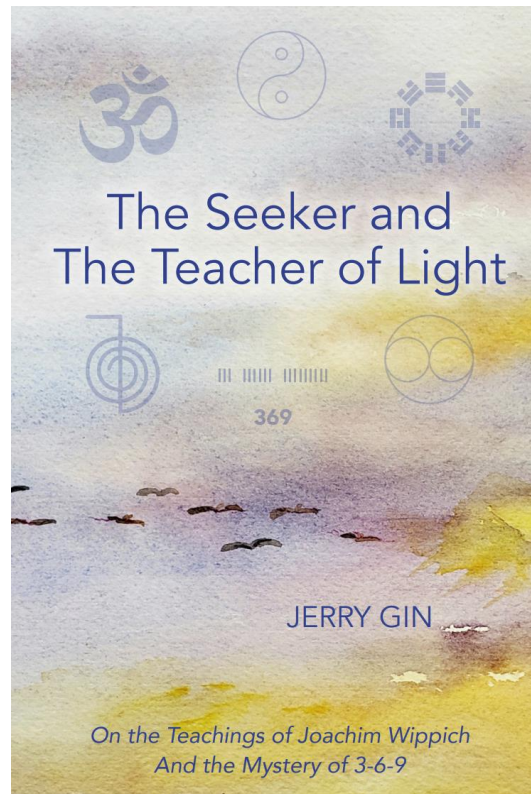
Jerry Gin

August 13, 2022



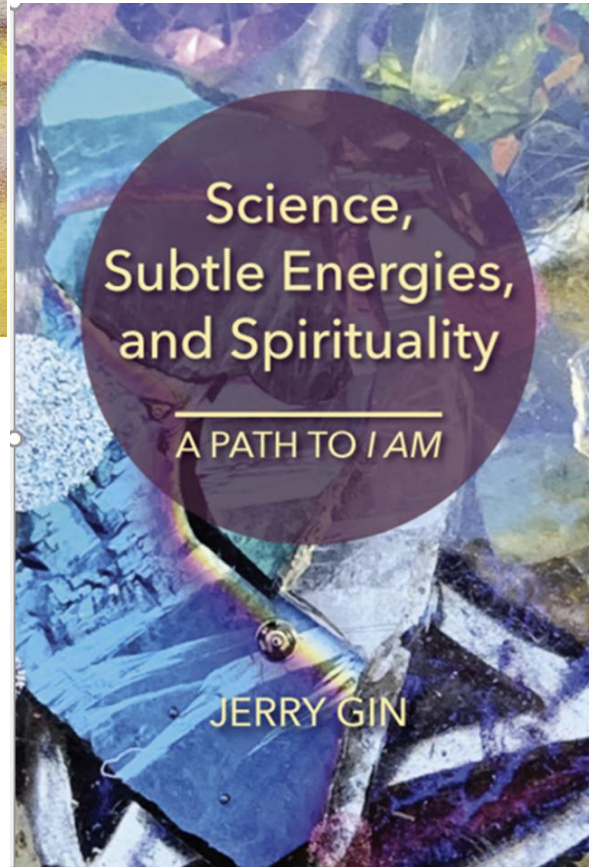
## Jerry Gin

- Seeker
- Scientist
- Corporate
- Entrepreneur
- Mind-Being



## Joachim Wippich

- The Teacher of Light
- Intuitive
- Teacher of Healing
- Dowser



## Book website

<https://jerrygin.com>

[jerry@jerrygin.com](mailto:jerry@jerrygin.com)

## YouTube link to subjects in book:

[https://www.youtube.com/channel/UCDiQwOod4ikT6n0Av\\_HCxYQ/featured](https://www.youtube.com/channel/UCDiQwOod4ikT6n0Av_HCxYQ/featured)

## Chairman, CEO

Foundation for Mind-Being Research

<https://fmbr.org>

# Scope of Presentation

- **What is Subtle Vibrational Energies**
- **Its Detection and Measurement**
- **Types – Subtle Energies Everywhere**
- **Subtle Energies Listens to You**
- **An Amazing New Subtle Energy**
- **Implications as to Who You Are**

# Constellation of Connections & Understanding

## Tools to Understand SVE

- Radiesthesia – Neutral pendulum
- BioGeometry – BG3
- 3-6-9

## Creation principles

- Torus/vortex
- Creation/decay
- CW/CCW spins
- Entropy/Negentropy
- 3-6-9
- GANS/Ormus/Plasma

## Definitions

- Vibrational spectrum

Subtle  
Vibrational  
Energy  
(SVE)  
Everywhere

## Fields

- BG3
- 3-6-9
- Magnets
- GANS

## I AM Vibrational Level

- Measure
- Center of Stillness/Meditation
- Affirmations

## Abilities/Thought

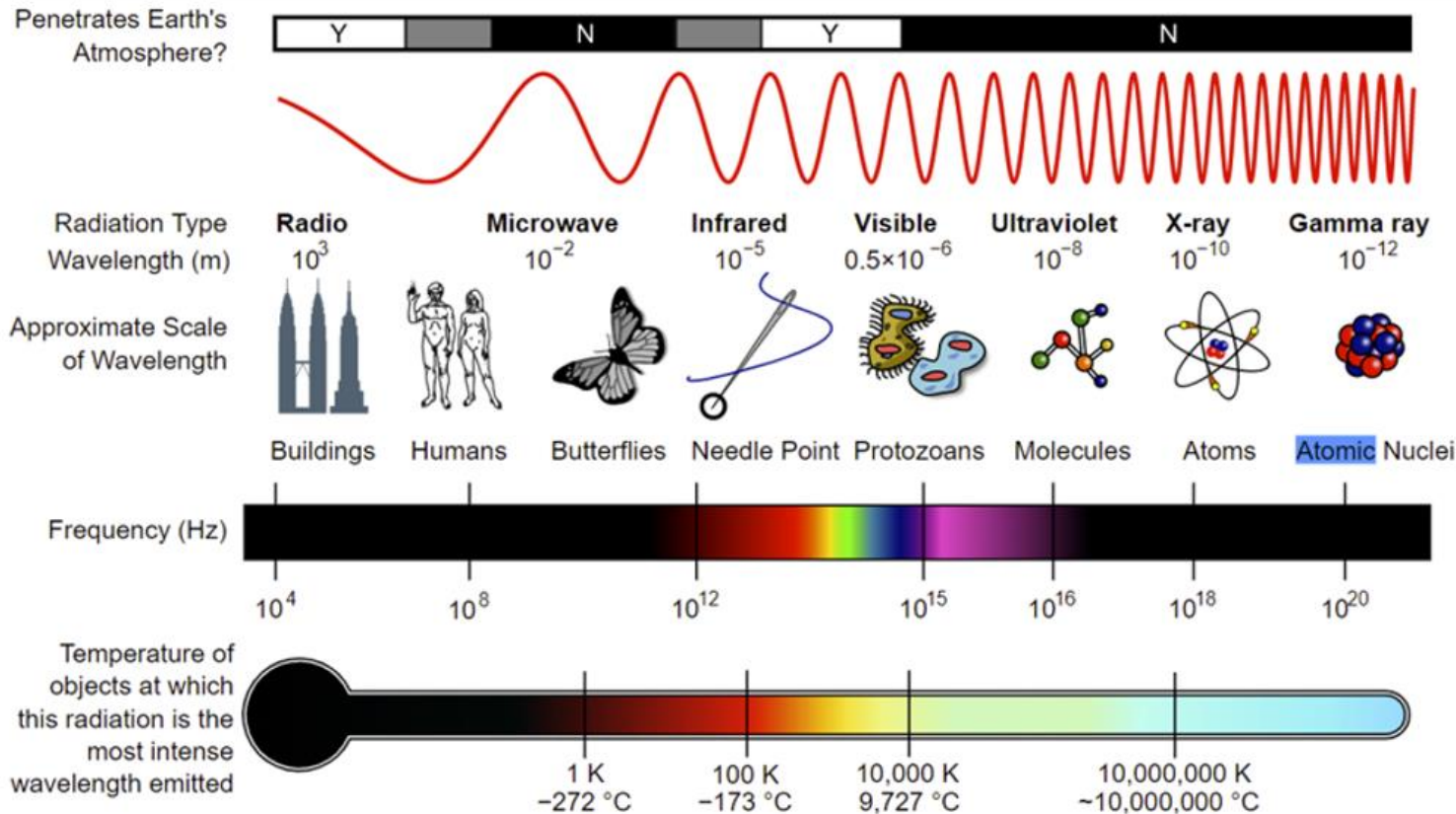
- Detection/Quantitation
- Move SVE
- Copy (permanently) SVE
- Harmonization BG3/3-6-9
- Healing
- I AM energy
- Others: remote view, spoon bending, PEAR, etc.



I AM – Your  
Essence  
Creator  
Oneness

# What Science Sees Today:

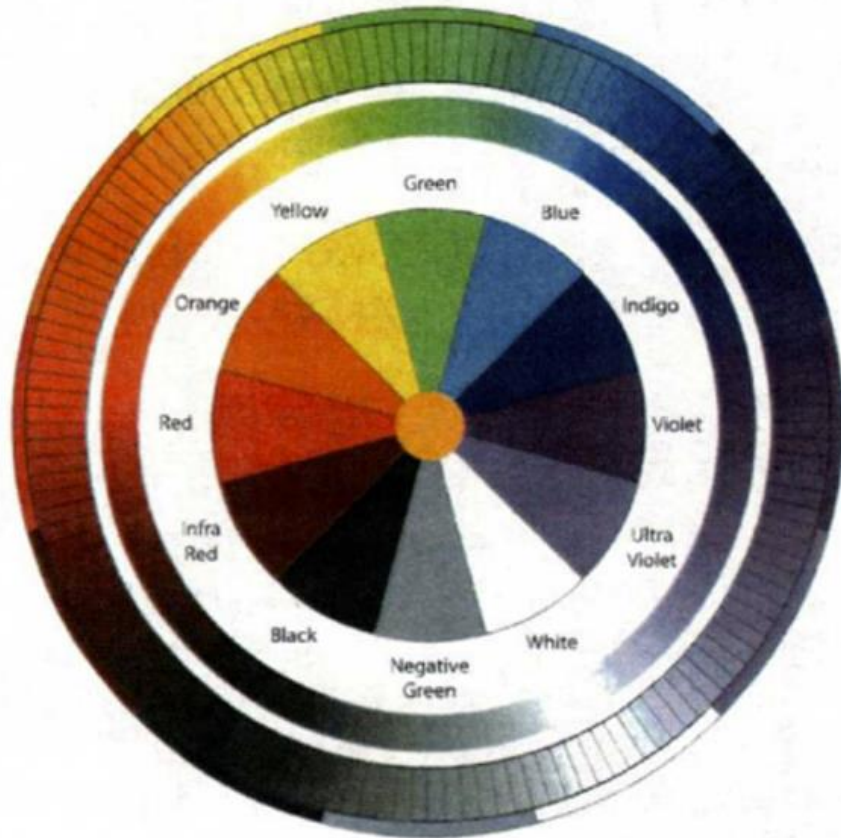
## Electromagnetic Spectrum



Humans see only narrow band in visible spectrum

# A Way to See the Subtle Energy World Through the Eyes of Light

Through the Eyes of the  
Vibrational Spectrum



Subtle energies  
associated with each  
color:

- 144 sub-bands
- beneficial  
horizontal and  
vertical non-  
beneficial bands


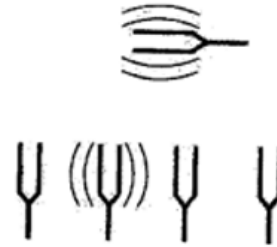
# Subtle Vibrational Energies Everywhere

- Can test for subtle vibrational energy of anything with neutral pendulum
- Human being (personal wavelength)
  - Matter (heated, acids, alkali treated)
- Plants
- Animals
- Colors
- EMF
- Angles
- Sounds
- Units
- Scents
- Etc.



# Detect Vibrational Spectrum Through Resonance

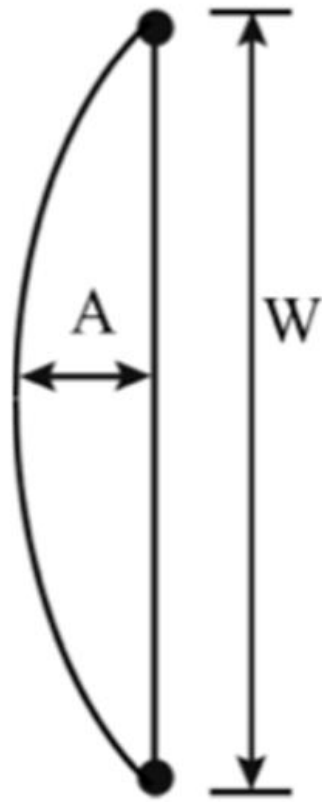
Analogy of Monochord  
String Instrument and  
Tuning Forks



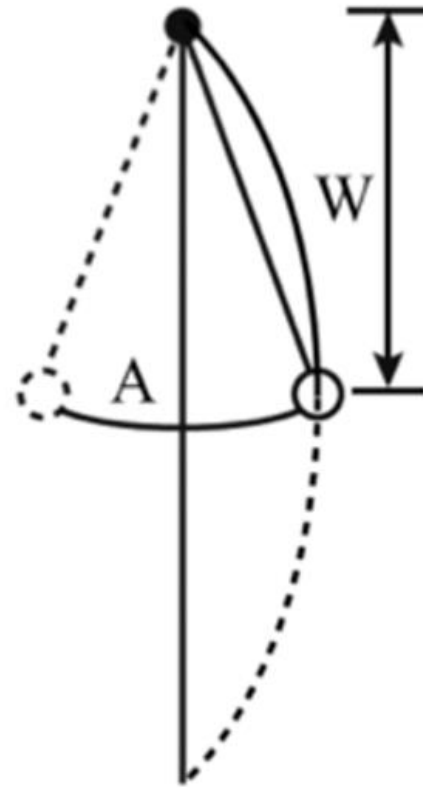
String instruments and tuning forks  
of different octaves also vibrate



# Resonance Based on String Length (Wavelength)



Monochord



½ Wavelength

**Pendulum**

Wavelength =  
½ Free Length

## **Innate Human Ability: Detect Vibrational Energies**

- **In Quantum Physics, observer is part of experiment**
- **In Remote Viewing, person is the viewer**
- **In detecting and measuring vibrational energy, observer is the detector**

# Communicating with Subtle Energies: Radiesthesia

**Right brain - 99% Information  
(subconscious)**

**Left brain - conscious information,  
from senses**

- **Not aware of right brain information**

**Pendulum - focusing device for right  
brain information to flow to  
hands/fingers**

- **Analogous to walking - unconscious**
- **Resonance of subtle vibrational energy  
information to fingers**

# General Principles: Radiesthesia

- **Radiesthesia (Physical Dowsing)**
  - **About Resonance**
    - **In Resonance: Clockwise Rotation of Pendulum**
    - **Not in Resonance: Counterclockwise of Pendulum**
  - **About Awareness – Not Thinking**
    - **Allow Subconscious Energy Move the Pendulum**
  - **Initiate to & fro movement (overcome inertia)**
    - **Wait for rotation to occur**
  - **Most accurate results since your only thought is awareness**
  - **Use Harmony rather than Clearing before dowsing**
  - **Secure your Resonance before Radiesthesia: Harmony and I AM Affirmations**

# Understanding and Using Radiesthesia

## Learn essentials of Radiesthesia for:

- **Learning Personal Wavelength**
  - **Application: Measuring your vibrational level**
  - **Application: Know what is good or bad for you**
    - **Foods, supplements, minerals, essential oils, etc.**

## Regular dowsing also works but

- **Radiesthesia removes mental side of dowsing**
- **Looking at resonance with subtle energies**

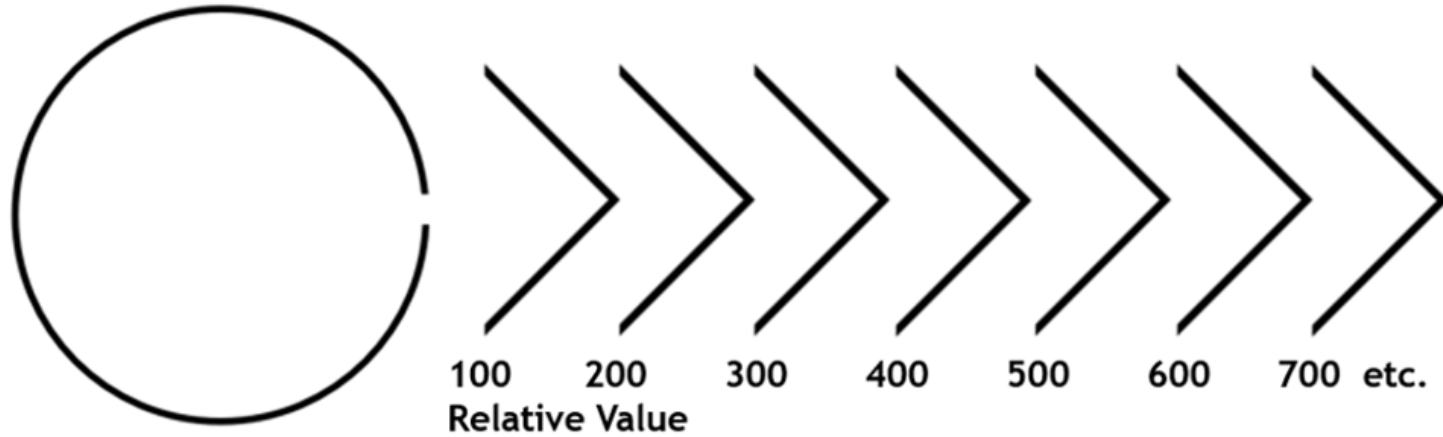
# Neutral Pendulum



Examples of neutral pendulums: acrylic and wood

# Characterization of Subtle World:

## Quantitative Measurement of Resonance Energies



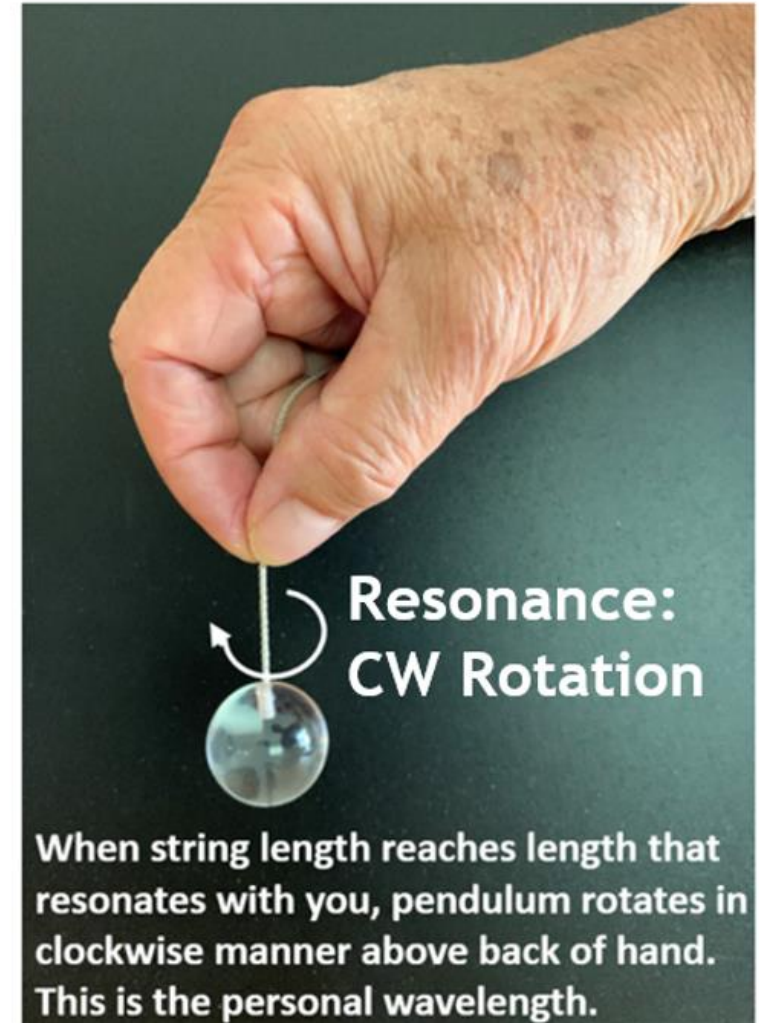
**Witness to be measured in circle**

**90° Angle - blocks vibrational resonance**  
**Quantitation: Find number where vibrational resonance no longer present**

# Tools to Detect Resonance

## Neutral Pendulum

### Personal Wavelength Example





# Can Be in Resonance with Anything

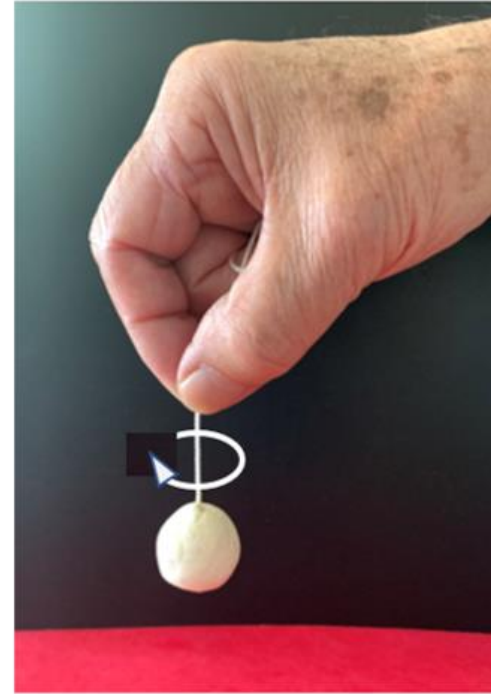


**Aspirin and Water**

## Example: Wavelength of Red

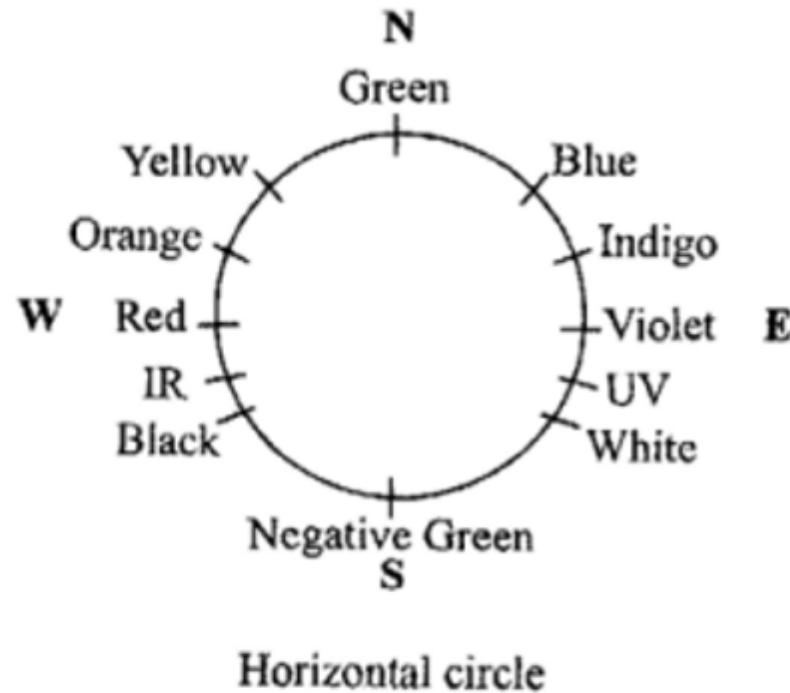
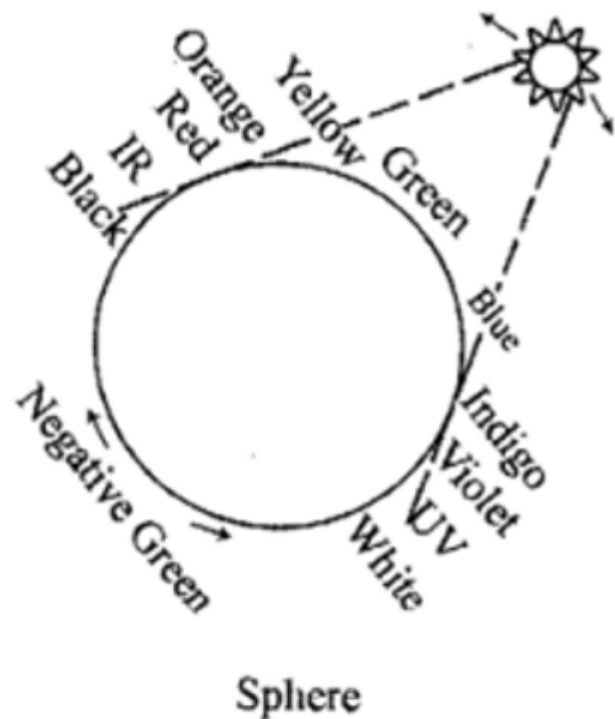


Slide fingers up  
on string with to  
and fro motion



At resonance of red  
see clockwise rotation

# Colors Based on Resonance to Define Subtle Energies: Radiesthesia and BioGeometry



- Colors found by resonance around a sphere facing the sun
- Colors on a circle drawn on paper, with compass directions indicated



**Definition:  
BioGeometry**

**“The science of establishing harmony between biological fields and their environment, through the use of design, language of color, form, motion and sound.” Ibrahim Karim**

Concept of  
Energy  
Balancing:  
Basis of  
BioGeometry  
(BG3)

The cornerstone of the science of BioGeometry: The “One Harmonizing Subtle Energy Quality” called *BioGeometry Three (BG3)*. In resonance with:

- **Horizontal Negative Green**
- **Higher Harmonic of Ultra Violet**
- **Higher Harmonic of Gold**

They are found simultaneously as the main components of the One Energy Quality

Found when systems are in balance

# TOOLS OF BIOGEOMETRY

- ◎ **Detection of BG3 with special pendulums designed to be in resonance with BG3:  
BG16 and IKUP pendulums**



- ◎ **BioGeometry works with quality scales (color, sound, touch, smell, taste, shape) and their locations to achieve balancing of the pattern through resonance**

**BioGeometry:**

**Environmental**

**Harmonizing**

- **Bringing in Harmony through Increased BG3**
- **Eliminating EMF Hypersensitivity: Hemberg, Hirschberg**
- **Hepatitis – National Study, Egypt – Using BioSignatures**
- **Many tools: Cubes, Space harmonizers, material balancing wheel, harmonization, emitters – distance healing, human archetypal ruler (physical, emotional, vital, mental, spiritual), brain stand, number strips**

# BG3 Examples



Hemberg Emitter



Cell Phone Harmonization Sticker





**A New Subtle Vibrational Energy**

**The Energy of Creation**

**The 3-6-9 Energy**

# The Role of 3-6-9

**Tesla is known for the quote “If you only knew the magnificence of the 3, 6 and 9, then you would have the key to the universe.”**

**Why did Tesla say that 3,6,9 was the key to the universe?**

<https://blog.world-mysteries.com/science/why-did-tesla-say-that-369-was-the-key-to-the-universe/>



## Torus Shape

The torus is a doughnut-shaped whirlpool vortex that is “the only manner by which self-sustained motion can exist in a given medium.” (Arthur Young, *the Reflexive Universe*, p. xxi)

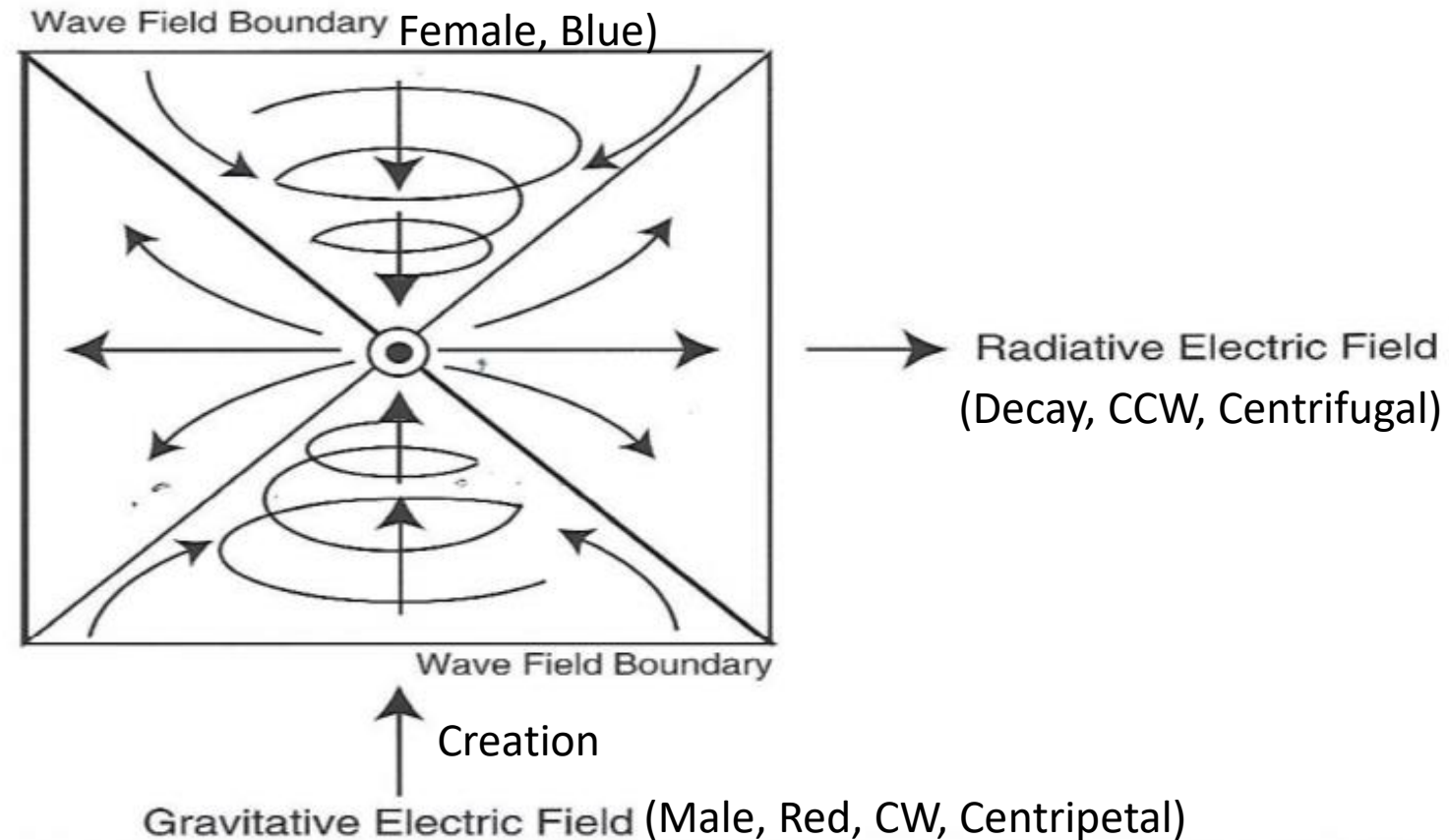
# Creation Principles per Walter Russell

**Walter Russell: May 19, 1871  
to May 19, 1963**

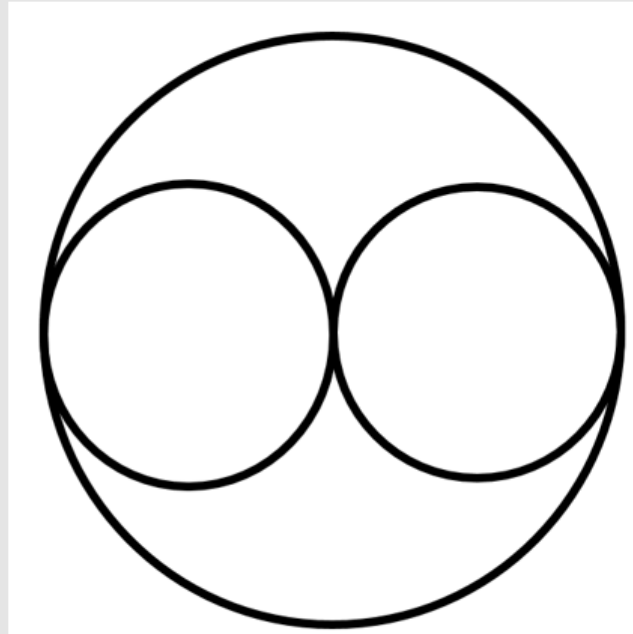
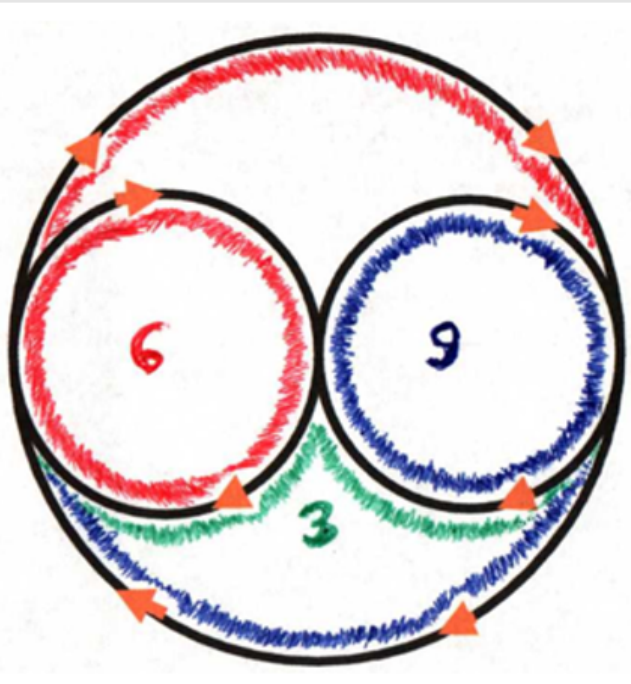
**Polymath: painter, sculptor,  
author, builder, philosopher,  
musician, ice skating  
champion, professor**

# As Above, So Below – The Formation of Matter

- The Vortex Motion of Light, and Creation
- Walter Russell's View of Creation

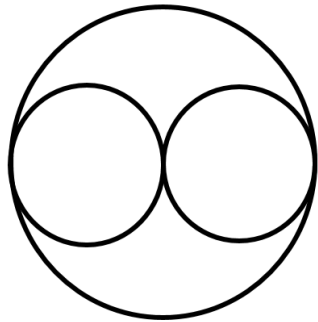


# Serendipity/Synchronicity



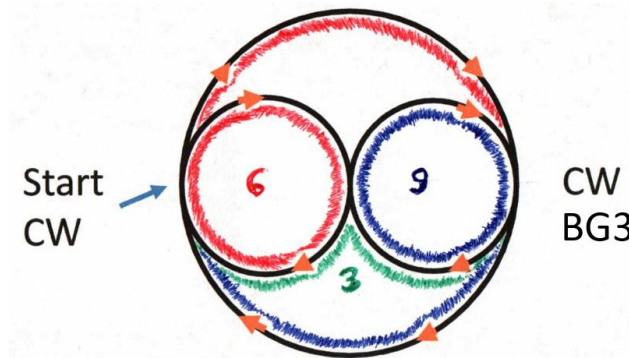
- **Bob Whitehouse Lecture – Torus as the Fundamental Structure**
- **Showed cross-section of torus:**
- **I saw 3-6-9 in structure - which prompted further investigation**

# Visualizing 3-6-9 In Torus - BG3 in Torus



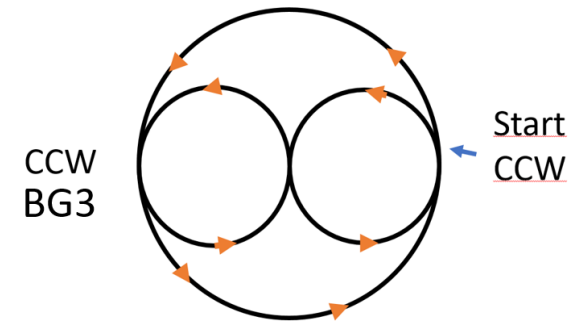
Vertical Cross  
Section of Torus –  
No BG3

Creation –CW  
Centripetal  
Motion of Light



Visualizing 3-6-9  
Arrows Showing CW  
Direction of Drawing in  
Single Motion Positive  
CW BG3

Decay (Entropy)–CCW  
Centrifugal Motion of  
Light



Arrows Showing CCW  
Direction of Drawing in  
Single Motion CCW BG3

Drawing direction of energy flow  
or just putting arrows for direction  
creates BG3

## The Numbers 3-6-9 and BG3



Diagram showing the numbers 3, 6, and 9. The number 3 has an arrow pointing left, 6 has an arrow pointing right, and 9 has an arrow pointing right.

**Positive BG3  
Rotation  
6 & 9 CW**



Diagram showing the numbers 3, 6, and 9. The number 3 has an arrow pointing left, 6 has an arrow pointing left, and 9 has an arrow pointing left.

**Negative  
BG3  
Rotation  
6 & 9 CCW**



Diagram showing the numbers 3, 6, and 9. The number 3 has an arrow pointing left, 6 has an arrow pointing left, and 9 has an arrow pointing right.

**No BG3  
No Rotation  
6 CCW  
9 CW**



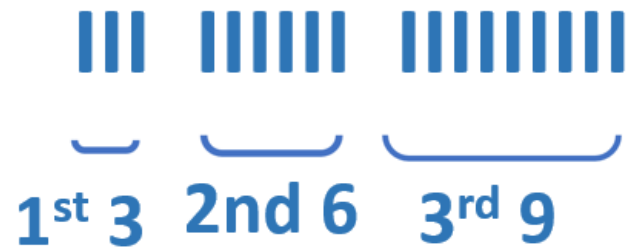
Diagram showing the numbers 3, 6, and 9. The number 3 has an arrow pointing left, 6 has an arrow pointing right, and 9 has an arrow pointing right.

**No BG3  
No Rotation  
3 Reverse,  
6 & 9 CW**



## 3-6-9 as Units

### - Universe Looks at Number as Units -



BG3 present if lines are drawn in order (1<sup>st</sup> 3, 2<sup>nd</sup> 6, 3<sup>rd</sup> 9 lines).

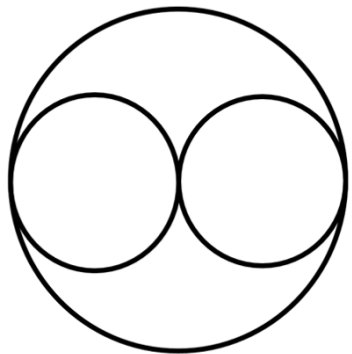
Lines drawn in reverse will not have BG3.

Cannot draw middle 6, then either 1<sup>st</sup> 3 and 3<sup>rd</sup> 9 – will not have BG3.

# Creation/Torus Symbols

All Symbols have BG3 and 3-6-9 Energies

Circular symbols: Lack BG3 in center but has 3-6-9 in center



3 6 9



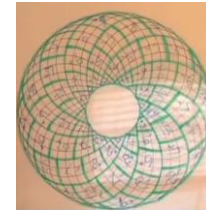
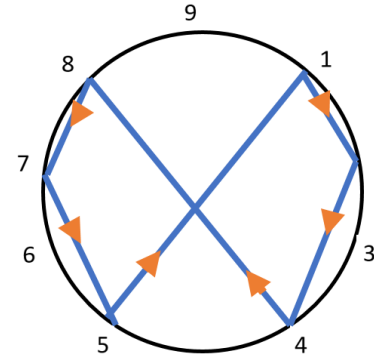
Torus



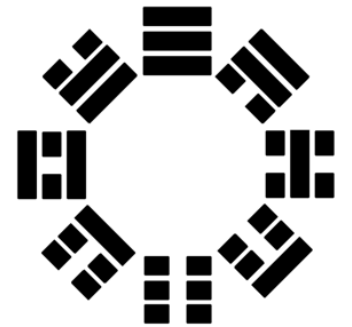
Yin Yang



Aum



Marko Rodin's  
Vortex Math/Symbol of  
Enlightenment (Torus)



Bagua

# Measuring Resonance with 369

Inscribe or write 369 into a pendulum (||| ||||| |||||)

Pendulum - resonance with 369

- Clockwise Rotation
- Distinct and different from BG3 energies

BG3 is the centering, harmonizing quality

369 Associated with Creation and Torus Structure

(Value often coincides with BG3 but is distinct from BG3)

# 3-6-9 Pendulum

- **3-6-9 Pendulums made by writing 3-6-9 as lines on a stone pendulum and on a neutral pendulum made from flour and salt. For greater permanence, the lines can be drawn with a carbide pen. Can inscribe several 3-6-9 lines on pendulum.**



# Applications of 3-6-9

## Often similar to BG3: Environmental Harmonization

- Uses in Healing, EMF induced stress, etc.

Fields with BG3 often have 3-6-9

Precaution: Often BG3 created fields and 3-6-9 creating objects nullify both energies

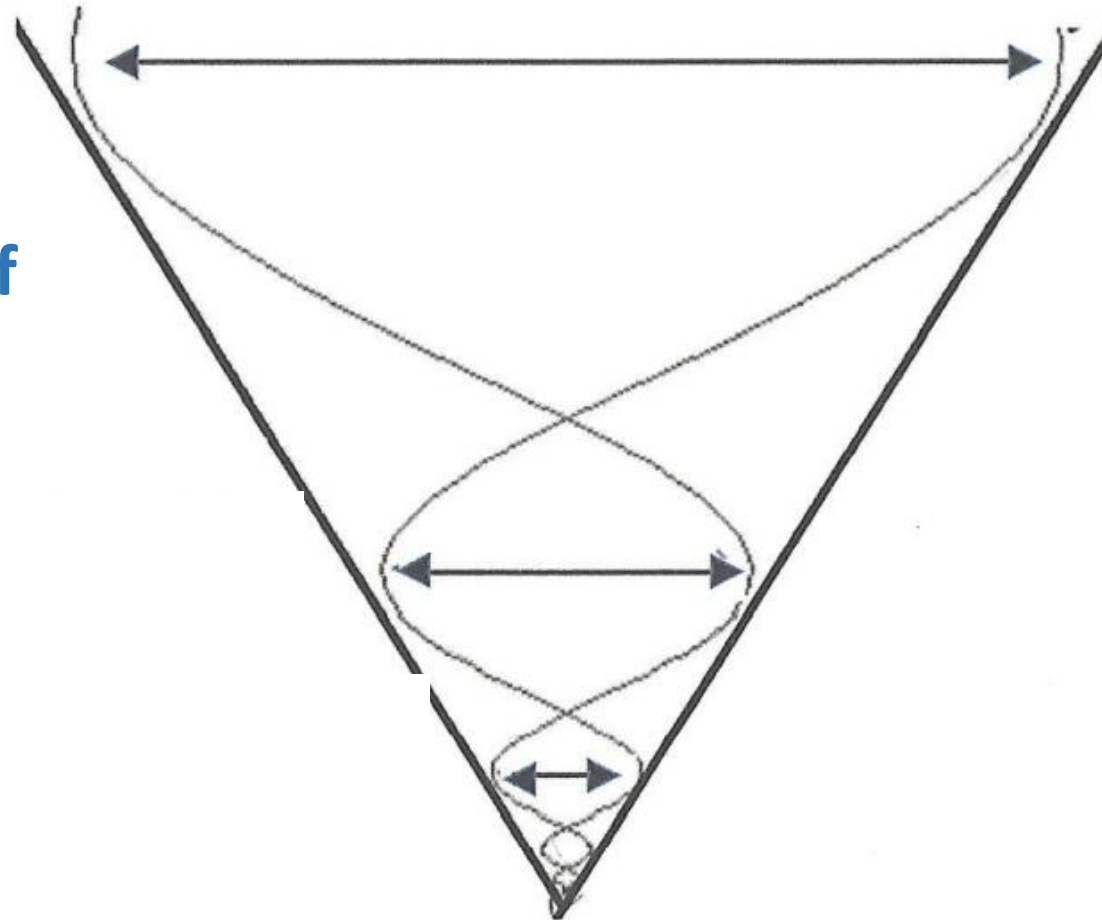
# Nature of Creation Vortex: Golden Ratio Vortex

Golden Ratio ( $\varphi$ ): Phi=1.618

BG3 and 3-6-9  
activated by  
tracing curve

Further proof of  
vortex/torus as  
basis of 3-6-9

Dan Winter



0.618 Series

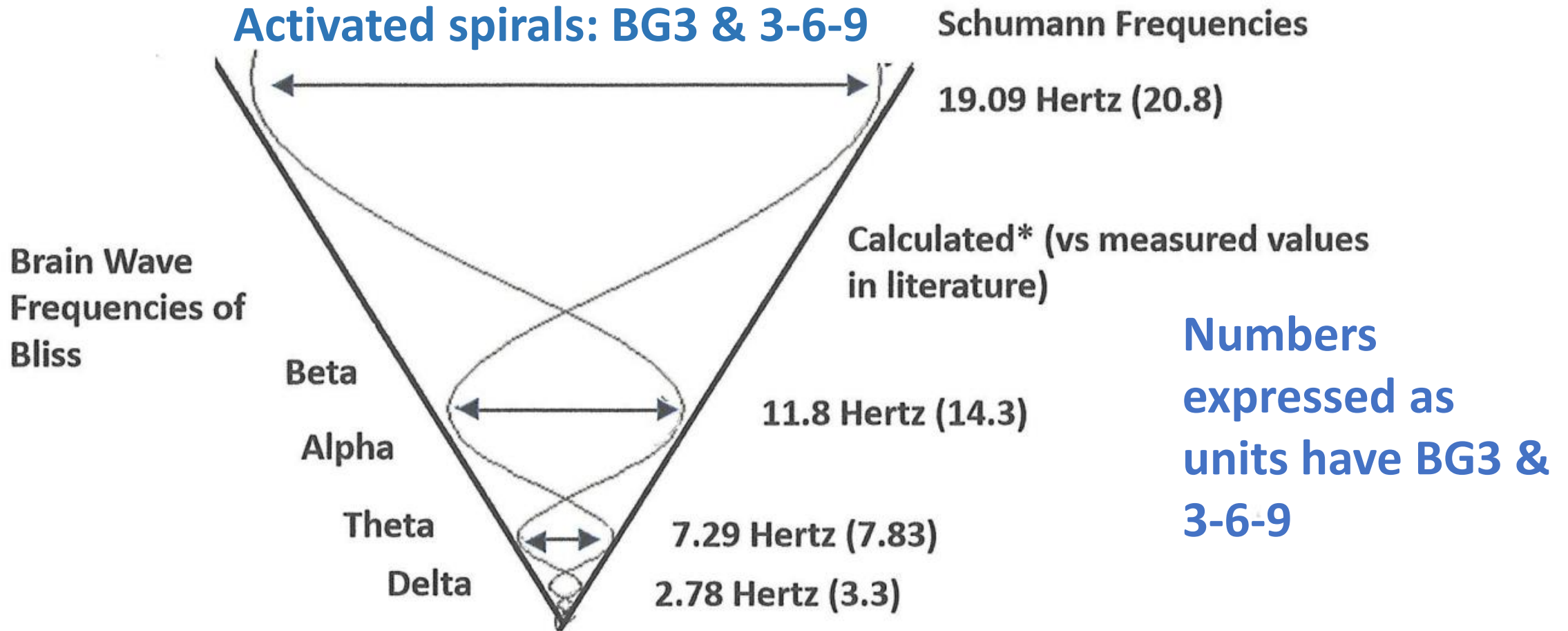
1.0

1.618

2.618

# Vortex Association with:

Schumann Frequencies and Brain Wave Frequencies




\*Dan Winter calculations based on Planck Length or Time x integer exponent of golden ratio:  $\ell_p \times \varphi^N$

# Implications of Vortex Spiral on Us

## Relationship of Golden Mean Spiral on our physical being (Fibonacci)



Figure 3: Golden Spiral in Nature.



$$\frac{BC}{AB} = \frac{AB + BC}{BC} = \Phi$$

$$\frac{DC}{BC} = \frac{BC + DC}{DC} = \Phi$$

$$\frac{DE}{DC} = \frac{DC + DE}{DE} = \Phi$$

$$\frac{GH}{FG} = \frac{FG + GH}{GH} = \Phi$$

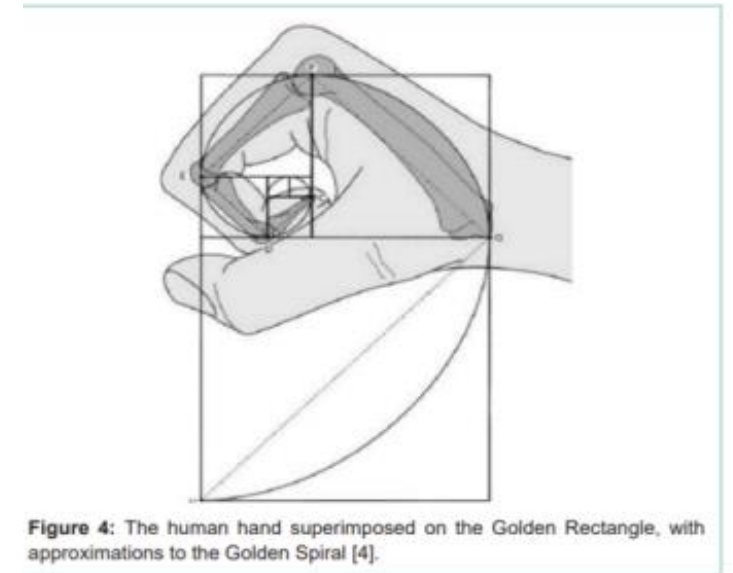
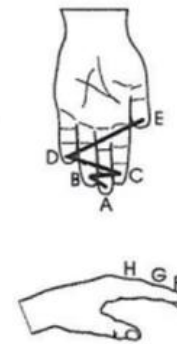


Figure 4: The human hand superimposed on the Golden Rectangle, with approximations to the Golden Spiral [4].



# Other Implications of Our Spiral Nature

- **Our Vibrational Nature:**
  - **Pendulum rotates clockwise rapidly as our vibrational rate increases (spiral) as we recognize our I AM essence**
  - **Visualize vortex of water going down drain – rapid motion at location of drain**
- **Personal wavelength and BG3: CW for positive for us, CCW for negative for us**
- **Basis of entropy and negentropy (CCW and CW) with neutral pendulum**
  - **Creation CW; Breakdown CCW**
- **Inbreath: CW Outbreath: CCW**



## What We Have Learned

**Torus (Creation Engine)  
Associated with New Subtle  
vibrational Energy: 3-6-9**

**Harmony/Centering Subtle  
Vibrational Energy Present:  
BG3**

# Ormus and GANS

---

**Fundamental Part of Creation**

---

**Has 3-6-9**

---

**Fields from Ormus and GANS has BG3**

---

**Researchers have been working in this field, but without way to detect the GANS/Ormus and their fields**

---

**With discovery of 3-6-9, can now detect GANS and their fields**

---

**Can accelerate growth of this important fields**

# States of Matter: Monatomic, GANS, Plasma

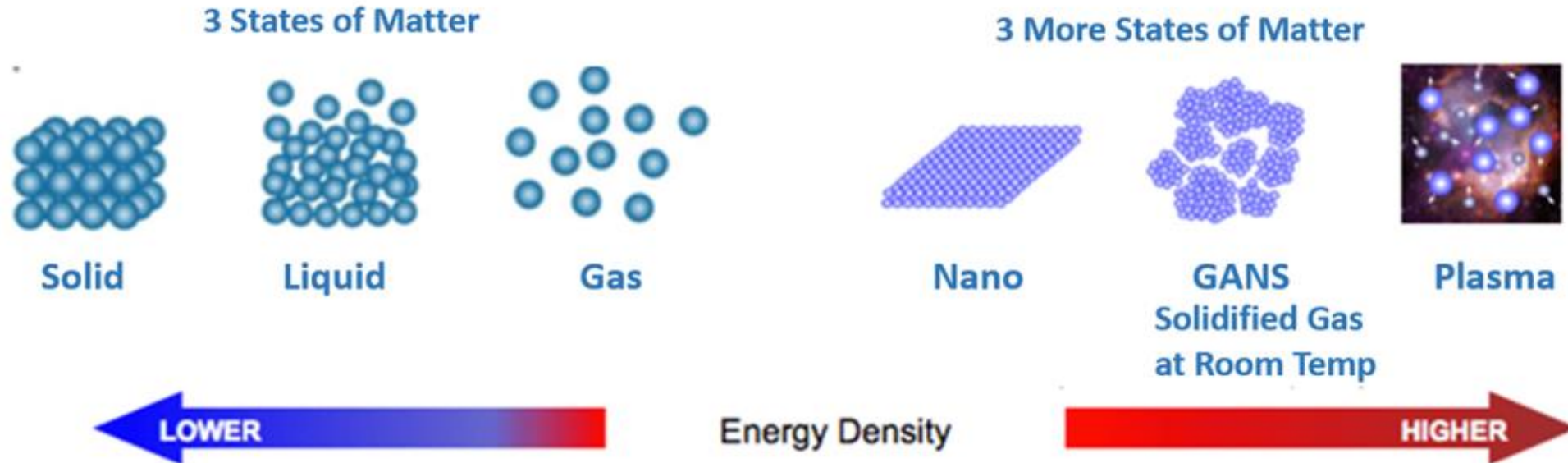
**ORMUS**  
(Orbitally  
Rearranged  
Monoatomic  
Elements) and  
m-state  
materials

- **Healing** powers and superconductivity at RT.
- **Discovered in 1975 by David Hudson, a cotton farmer from Arizona.**

**GANS:**  
Gas in the  
Nano  
Solid  
State

- **Mehran Keshe: Keshe Foundation**
- **Ormus is one form of GANS**

# 3 More States of Matter: Nano, GANS\*, Plasma (Monatomic)



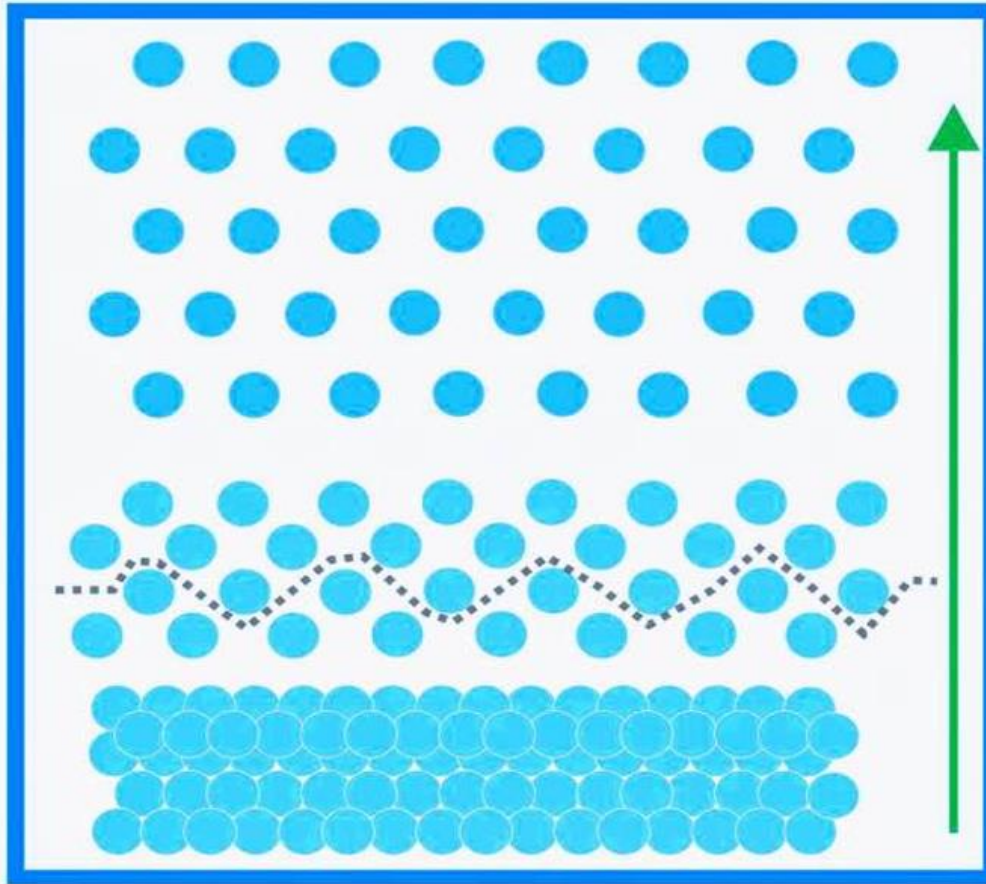
Mehran Keshe, Keshe Foundation

\*GANS: Gas in Nano State (includes Ormus:  
Orbitally Rearranged Monatomic Elements)

<http://www.plasmaproductio.org/what-is-gans.html>

## Understanding Stages of Nanomaterials

Keshe Foundation SSI  
Prepared By Renan  
July 27, 2015



No BG3,  
Has 3-6-9

No BG3,  
Has 3-6-9

No BG3,  
No 3-6-9

### Gas in Nano-State

(Very Loose Single Molecules/Atoms  
In Water Medium, It also positions  
Itself according to the fields in  
the environment)

(GANS)

- Gans can be dried for special properties and uses.
- Having Tiny Stars
- It is self powered

### Nano Coating

(Loosen Single Molecules/Atoms  
Having Gaps / Superconductor)  
It needs to have 30K-50K layers  
to see Black Surface in Copper

- Each Layer is Resistant from each other.

### Solid Matter State

(Compact Atoms/Molecules)

# Distance & Gap between Magnets

Magnetical - Repulsion

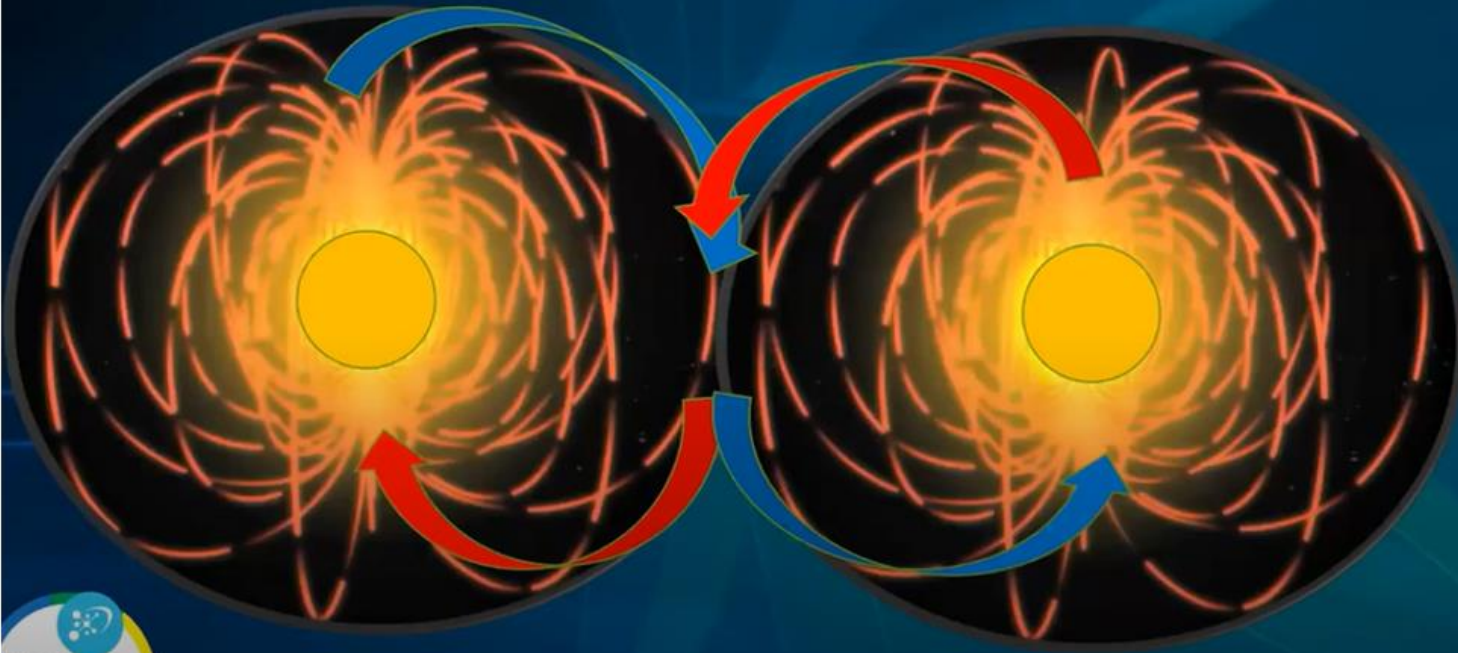


Gravitational -  
Attraction

- The strength of each magnet will dictate the gap / distance between the two.
- As one moves so the other must reposition to maintain the gap.



# Interaction of Fields of 2 Magnets



**Fields** exiting the one magnet interact and enter the bottom of the next magnet. This is how they keep their distance from each other. This gap allows them to move freely.


This is how they interact even though they are not in direct contact with each other.





Analogy: Disc magnets (with fields)  
positioning themselves

## Understanding The Fields



The direction of flow of these Fields dictates what we call **Magnetical Fields** and **Gravitational Fields**.

**Magnetical** – Flowing out or away from the Magnet

**Gravitational** – Flowing in or towards the Magnet



# Ormus

- **One form of GANS**
- **Can be made from a solution of sea salt brought to alkaline pH of 11**
- **Biological stories from administering ormus:**
  - **A cat who lost a part of its tail growing back the tail;**
  - **Oranges growing to the size of grapefruits;**
  - **Mortality and infection rates of broiler chickens being reduced by 85%**
- **Created ormus for experimentation**



# FIELDS WITH ORMUS OR GANS VIALS

Detect: BG3 or 3-6-9 Pendulums

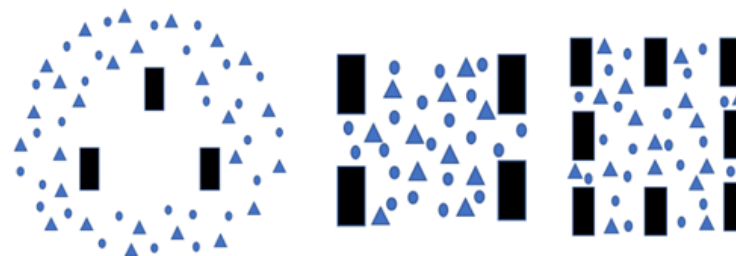
▲ 3-6-9

● BG3


■ Vials:  
Ormus



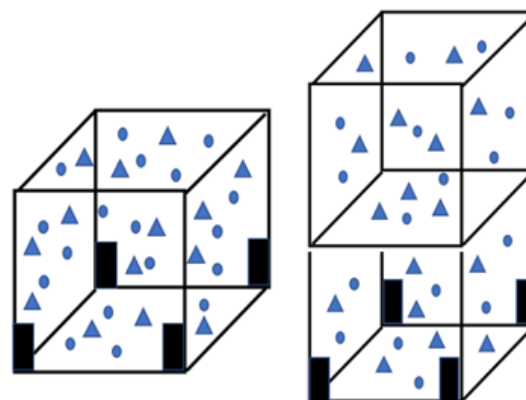
Only 3-6-9



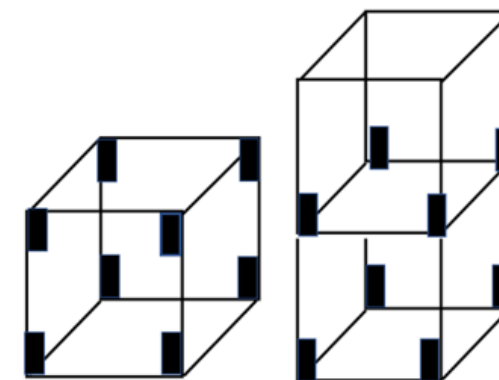
Both BG3 and 3-6-9



No BG3, No 3-6-9


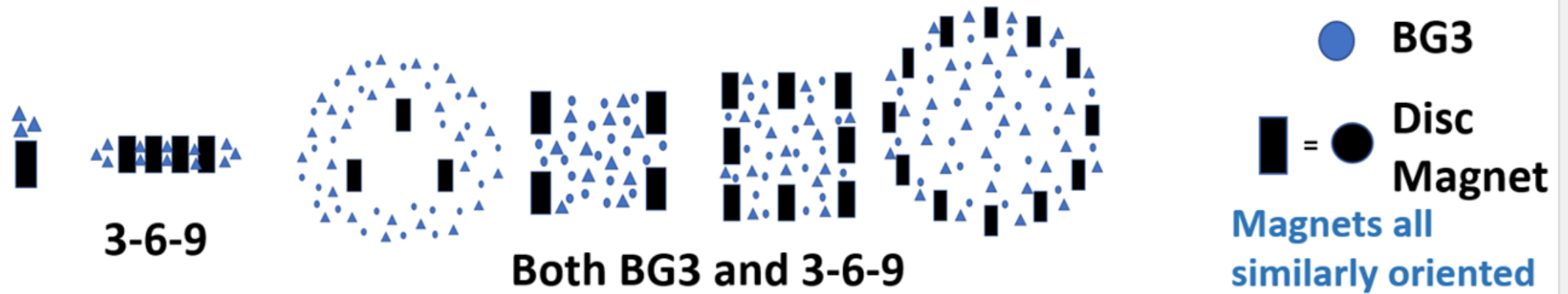


3D Whole House  
BG3 & 3-6-9



Set of Vials Above  
1<sup>st</sup> Vials –Eliminates BG3 &  
3-6-9

# FIELDS WITH DISC MAGNETS



No BG3, No 3-6-9

Field behavior of magnets similar to field behavior of GANS

Magnetic fields are more on surface of table where magnets located

If 2 disc magnets are placed on top of each other separated by a piece of paper, then the fields they form are identical to those of GANS (double torus)

Implies MagGrav nature of GANS (double torus)

## Implications on How Fields Form

- Magnets and GANS have North South (Gravitational Magnetic properties (MagGrav))
- Magnets and GANS arrange themselves and all other elements/plasma nearby to be in balance with their MagGrav nature (analogous to disc magnets on a table)
- Balance of all elements/plasma is basis of Harmony which is another definition of BG3 formation

## Implications from Studying Fields

- **GANs, freed from surface of matter, behave as magnets (detected as 3-6-9)**
- **Thus, all matter has the magnetic basis**
- **Magnetic basis is gravitational and magnetic properties**
- **Magnetic and gravitational properties is derived from vortex motion: centripetal motion inward, centrifugal motion outward (Walter Russell model of matter creation)**
- **This is the Torus**
- **All matter is of torus structure.**
- **We are light made in the appearance of matter through the vortex of light in the torus structure.**

# Implications on Nature of Resonance with 3-6-9

Resonance with Magnetic –Gravitational System


Magnets are Magnetic –Gravitational Systems

Therefore, magnets would be in resonance with 3-6-9 torus/creation systems

3-6-9 Pendulum can be magnet on a string

**\*See Nick Nelson's *The Golden Vortex* (describes use of magnets as pendulums to explore earth vortexes)**

**2 Disc Magnets  
with String In  
between**



**New Type  
3-6-9  
Pendulum**



# Consciousness

I AM Thoughts I AM

Our Innate Abilities



# Blessing Water

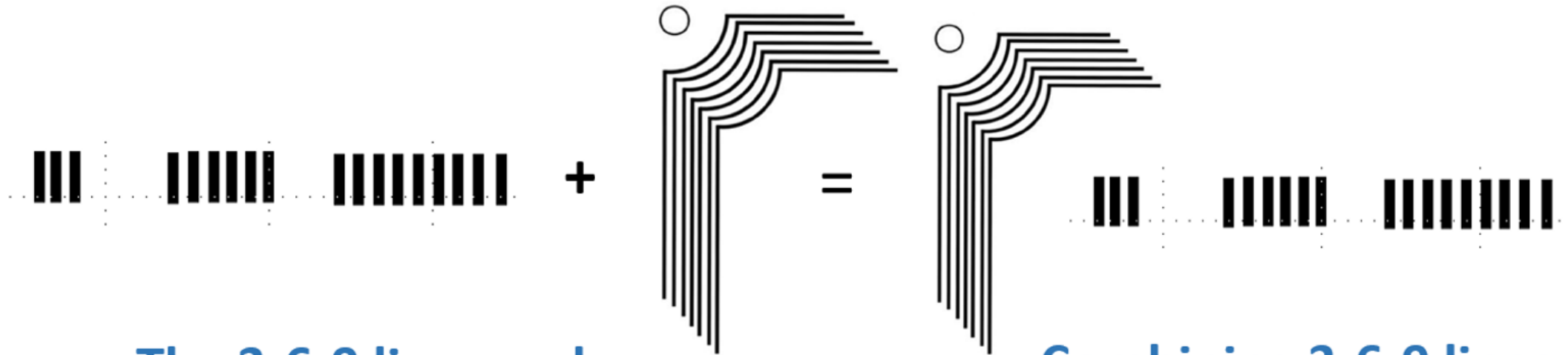


**Control: Tap water BG3 & 3-6-9 level: 200**

**Bless water for 1 minute: BG3 & 3-6-9 level: 1200**

**Good Spring Water: BG3 & 3-6-9 level: 1200**

## Mixing Some 3-6-9 and BG3 Tools (e.g., L90) Often Nullify Both 3-6-9 and BG3 Qualities



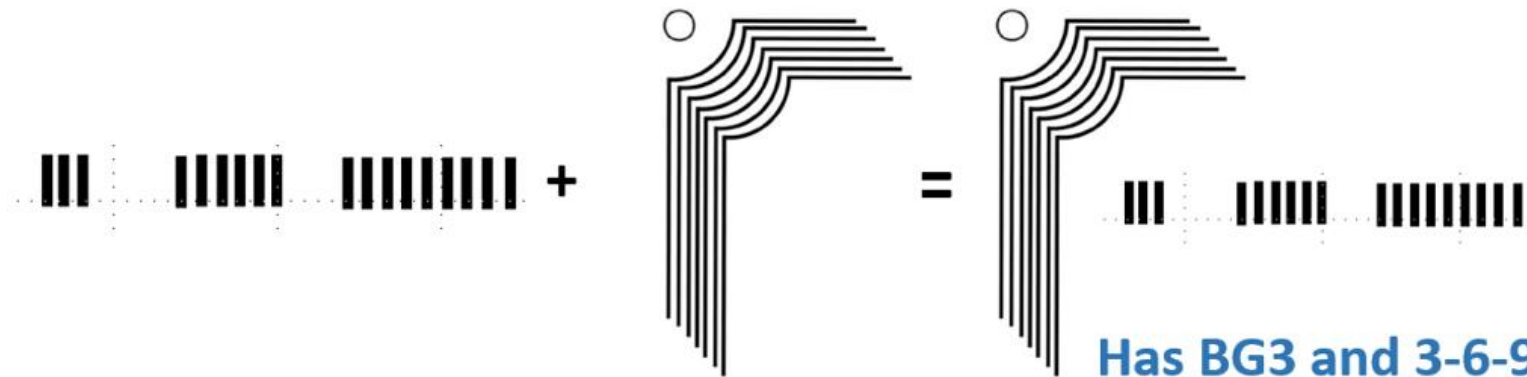
The 3-6-9 lines and  
BioGeometry L90 both  
emit 3-6-9 and BG3

Combining 3-6-9 lines and  
BioGeometry "L" eliminates  
both 3-6-9 and BG3

# Nullify Disharmony of BG3 and 3-6-9: Inviting BG3 and 3-6-9 to Come Into Harmony (Intention/Thought)

Or

## Adding Yin Yang Symbol Harmonizes Energies



The 3-6-9 lines and BioGeometry L90 both emit 3-6-9 and BG3

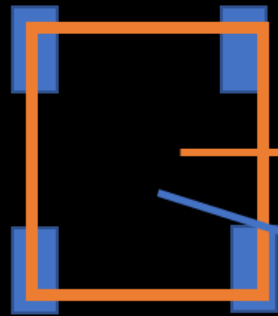
Has BG3 and 3-6-9 with intention of harmonizing energies or just adding yin yang symbol



# Creating a Field and Moving It


**3-6-9 and BG3 Items create fields when positioned geometrically**

**Fields move by conscious requested:  
Thought: Move to desired location**



**Within perimeter:  
BG3 & 3-6-9 field**

**4 Ormus vials  
Ormus has 3-6-9  
energy**

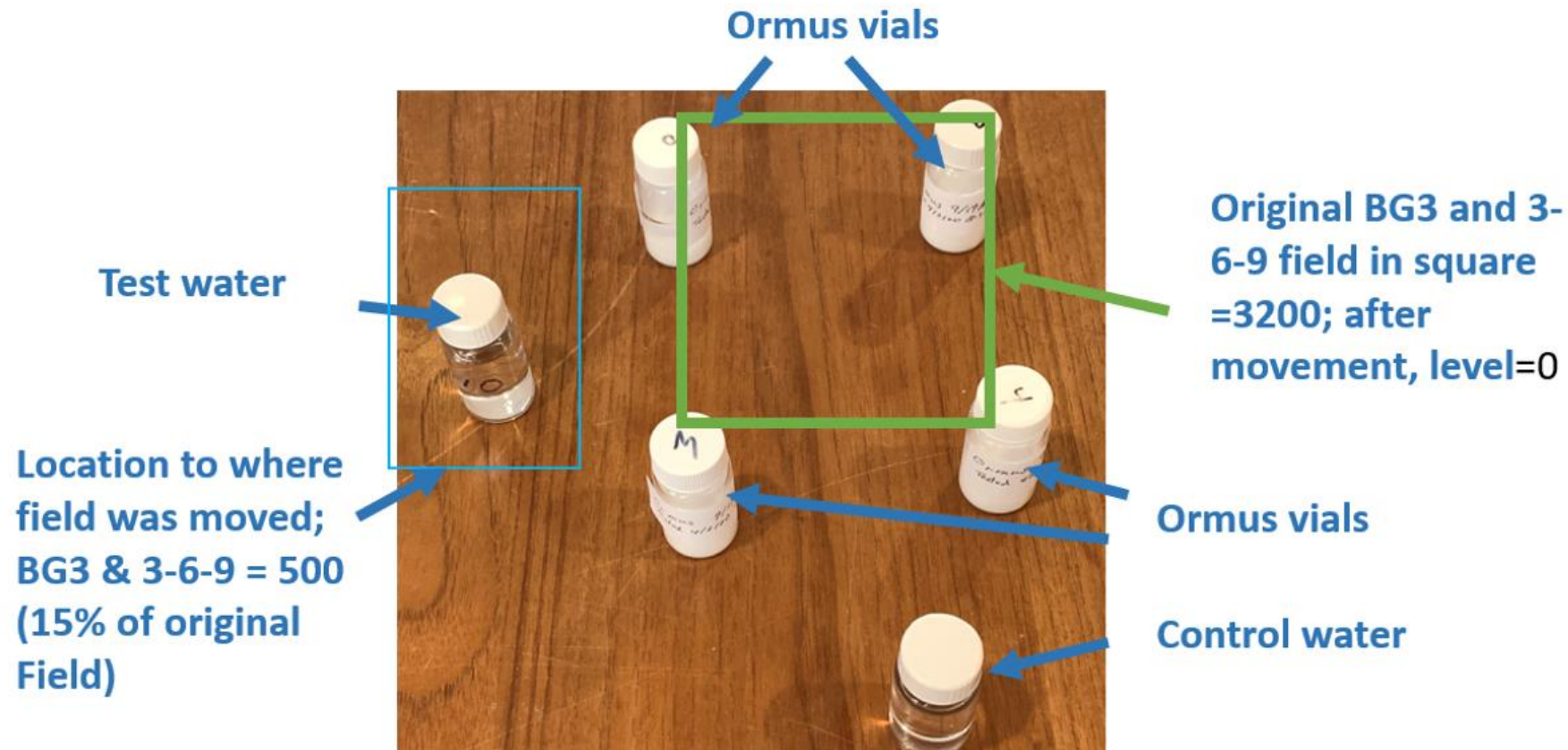


**Thought: Move field to Here  
Field moves and no longer in  
original position**

# Moving Fields and Effect on Water

Create ormus field of BG3/3-6-9 and move field by intention

- Place test water to where field was moved
- Place control water to another area
- Test BG3 and 3-6-9 for control and test at various times



# Moving fields and Effect on Water

- BG3 and 3-6-9 moves from original area to new area
- Effect on Water

<u>Time</u>	<u>BG3 &amp; 3-6-9</u> <u>Control</u>	<u>BG3 &amp; 3-6-9</u> <u>Test</u>
0	200 - 300	200-300
13.5 hr	200 - 300	700
27 hr	200 - 300	800
51 hr	200 - 300	1200
5 days	600	3200


- If original field used, 3200 level reached in 12 hrs (i.e., much stronger field)

## Aum 3-6-9 Array: BG3 Tool



$$\text{BG3 \& 369} = 6400$$

## Aum 3-6-9 Array of the Array



$$\text{BG3 \& 369} = 17,500$$

## 3-6-9 Aum array of array: Effect on water

	Control		Array of Array		
	BG3	<u>3-6-9</u> Level	BG3	<u>3-6-9</u> Level	
<u>Time</u>					
0	200	200	200	200	← Tap Water level
1 min	200	200	200	200	
5 min	200	200	400	400	
10 min	200	200	600	600	
2.5 hr	200	200	1300	1300	← Spring Water level
5 hr	200	200	1500	1500	
6.5 hr	200	200	1700	1700	
13 hr	200	200	2000	2100	
30 hr	200	200	3400	3400	← Dentiva and Salese Lozenge – antiviral energetic level
48 hr	300	300	4500	4500	
72 hr	300	300	6400	6400	
96 hr	300	300	7100	7100	

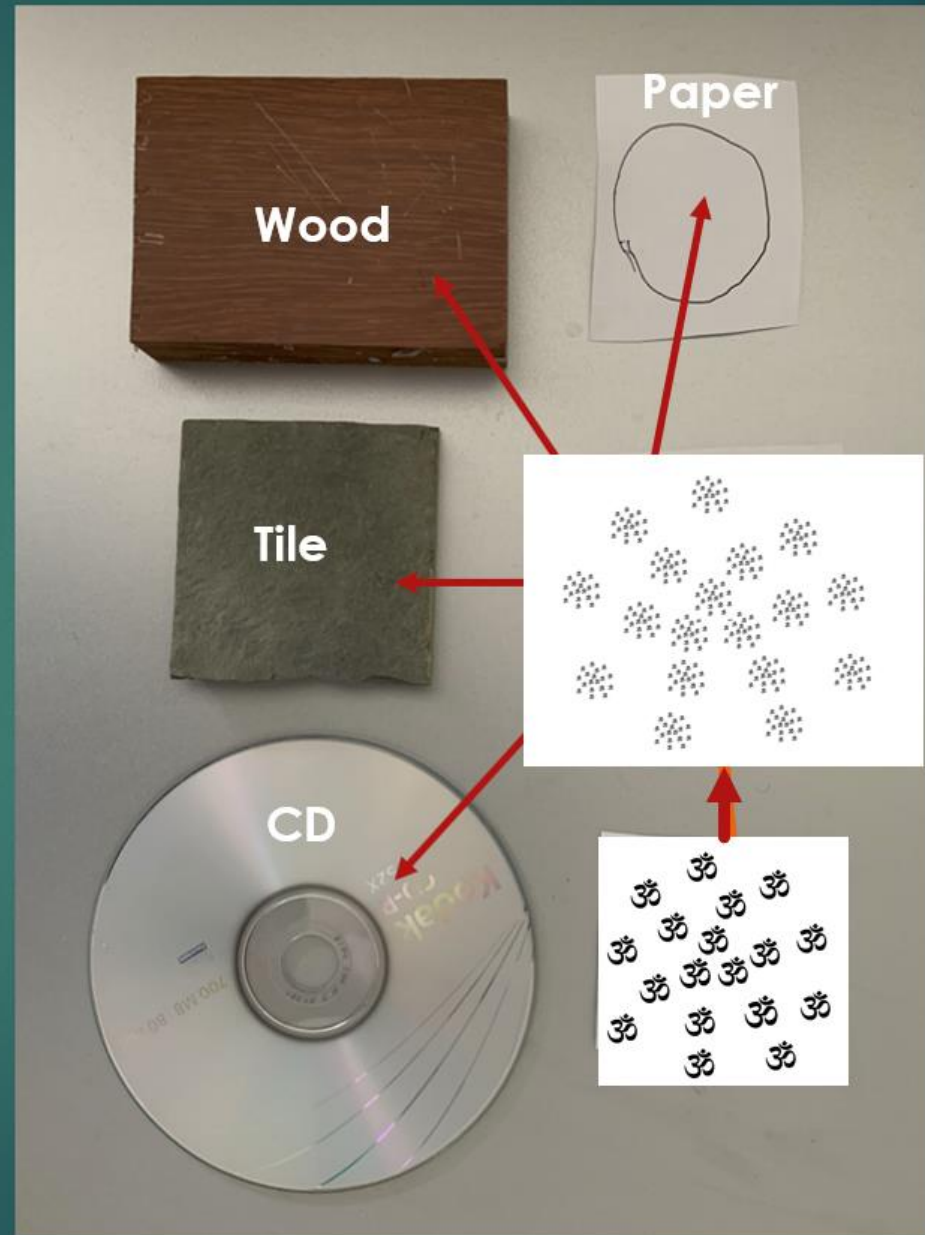


**Permanently Copy  
Subtle Vibrational  
Energy of Aum  
(Thought/Intention)**

**Copy onto CD,  
Wood, Paper, Tile**

**Energy Remains with  
CD, Wood, Paper, Tile  
(checked at 5 months)**

**Original Aum Energy  
Remains with Aum**



**3-6-9 Aum  
Array of Array  
BG3 & 3-6-9  
Level: 17,500**

**3-6-9 Aum  
Array  
BG3 & 3-6-9  
Level: 6,500**

# Water Activation with Moved Subtle Energy

Vials of Tap Water placed on Top of Wood, Stone, CD, Paper, Aum Array of Array for Activation



## Subtle Energy of 3-6-9 Aum Array of Array Copied to CD, Wood, Paper, Stone Were Still Stable After 42

### BG3 & 3-6-9 Levels

<u>Time (Hr)</u>	<u>Aum Array</u>	<u>CD</u>	<u>Wood</u>	<u>Paper</u>	<u>Stone</u>
0	17,500	17,500	17,500	17,500	17,500
2.5	17,500	17,500	17,500	17,500	17,500
4.5	17,500	17,500	17,500	17,500	17,500
16.5	17,500	17,500	17,500	17,500	17,500
23	17,500	17,500	17,500	17,500	17,500
30	17,500	17,500	17,500	17,500	17,500
42	17,500	17,500	17,500	17,500	17,500

## Kinetics of Water Activation with 3-6-9 Aum of Aum Array Copied onto CD, Wood, Paper and Stone

BG3 & 3-6-9 Levels

<u>Time (Hr)</u>	<u>Aum Array</u>					
	<u>Control</u>	<u>of Array</u>	<u>CD</u>	<u>Wood</u>	<u>Paper</u>	<u>Stone</u>
0	200	200	200	200	200	200
2.5	200	300	300	300	300	300
4.5	200	600	600	600	600	600
16.5	200	1500	1500	1500	1500	1500
23	200	1700	1700	1700	1700	1700
30	200	2600	2600	2600	2600	2600
42	200	3800	3800	3800	3800	3800

# Reminder of Our Various Abilities Part of Who We Are

- **Quantum Physics – Observer dictates experimental outcome (wave or particle)**
- **Remote Viewing is real – Russell Targ**
- **We affect outcomes of random number generators – PEAR Lab**
- **Can bend spoons**
- **Distance makes no difference in alternative healing, sending of energies, or sending of subtle vibrational energies**
- **We can detect subtle vibrational energies**
- **We can detect what is good or bad for us by direction of rotation**
- **Can detect entropy vs negentropy**
- **Can communicate with plants – Cleve Backster experiments**
- **Etc.**

# Further Evidence of Our Abilities

**Intention/Abilities – Nature of who we are:**

- **Harmonize BG3 tool and 3-6-9 Symbol**
- **Structure water by blessing (measure by BG3)**
- **Move or copy BG3 and 3-6-9 fields**
  - Proof: Fields Structure Water**
  - Fields are Measurable**
- **Move or copy any subtle energy**
- **Detect and measure BG3 and 3-6-9**

# Your Vibrational Level

Your I AM State

Testing for I AM State

# Measuring Your Vibrational Level

---

**Can use  
Personal  
Wavelength  
Technique**

**Look at rate of rotation of  
pendulum**

---

**Significant increase of rate of  
rotation when at I AM level**

---

**Then reach center of stillness  
and rotation ceases**

---

**Proves to yourself that you do increase your  
vibrational level significantly when you are I AM**



# Practice: Your Vibrational Level

Secure your resonance – step 1 – Brain/Heart

Find your personal wavelength

Check your rate of rotation – vibrational level

Secure your resonance – step 2 –Affirmation, I AM

Check your rate of rotation – vibrational level

- Chart: 10% on left, 100% on right
- To and fro of pendulum and state 10%, 20%, to 100% and watch when rotation occurs

If not 100%, repeat affirmations

- Repeat 3x, 6x, 9x

# Reaching the Center of Stillness

Typical: Extended meditation to reach center of silence

With I AM affirmations, center of stillness can be reached in minutes

With I AM affirmation, your pendulum will increase in rate of rotation so it rotates very rapidly

As you reach the point of stillness – pendulum ceases to rotate (dowsing, radiesthesia ceases)

# Affirmations for I AM

**I AM Rethinking Rethink I AM (can repeat 3-6-9 times)**

**I AM (full name) I AM**

**Realize you are Thoughts:**

**I AM inviting Thoughts within Thoughts within Thoughts to  
rethink with me (3x)**

**I AM inviting Thought within Thoughts within Thoughts  
within Thoughts within Thoughts within Thoughts to  
Rethink with me (6x)**

**I AM inviting Thought within Thoughts within Thoughts  
within Thoughts within Thoughts within Thoughts within  
Thoughts within Thoughts within Thoughts to Rethink with  
me (9x)**

**I AM (full name) I AM**

**I AM Everything I AM**

**I AM (full name) I AM**

**Another I AM  
Affirmation  
Which Works  
Well for Me**

**I AM thoughts within thoughts within thoughts I  
AM (3x)**

**I AM thoughts within thoughts within thoughts  
within thoughts within thoughts within thoughts I  
AM (6x)**

**I AM thoughts within thoughts within thoughts  
within thoughts within thoughts within thoughts  
within thoughts within thoughts within thoughts I  
AM (9x)**

**I AM (full name) I AM**

**Means we are many layers of thoughts  
throughout our evolutionary thought creation**

# Practice: Applications – Personal Wavelength

- **Secure your Resonance – Step 1 and 2; 3 if needed**
- **Lay out items you want to test if they are in resonance with you**
  - **Sugar, artificial sweetener (e.g., aspartame, etc.), supplements, foods (vegetables, meats, etc.), stones/minerals, essential oils, makeup, drugs, etc.**
- **Find your personal wavelength**
- **Keeping same string length, put hands over each item and observe if rotation is clockwise or counterclockwise or to and fro**
  - **Clockwise – in resonance with you; counterclockwise – not in resonance – avoid; to and fro –not good nor bad**
- **EMF – test cell phone, cordless phone, lights (point finger toward light to connect to it and start pendulum – to and fro and observe**

**Our Essence**

**I AM**

# I AM

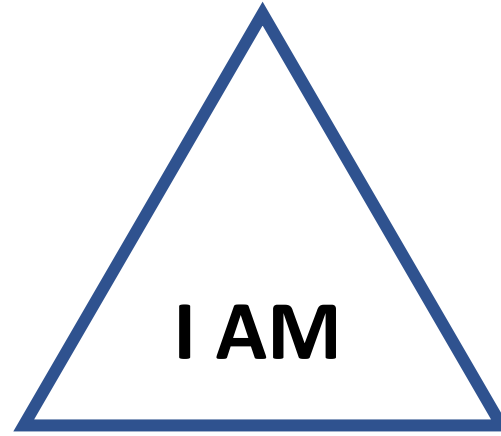
*We are all the thought creation of God and thus a part of God.*

*And through that divine connection, we are all connected and part of the One.*

- We are not just matter and our bodies
- Our essence is I AM –which is eternal
- God/Source/One is the essence of everyone and everything (everything is God)
- We are the thought creation of God
- I AM Everything (water and wave analogy)
- I AM is God (water analogy)
- There is only ONE (ocean analogy)

# The Power of I AM

Traced I AM or hand printed:



BG3 or 3-6-9:

900

0

0

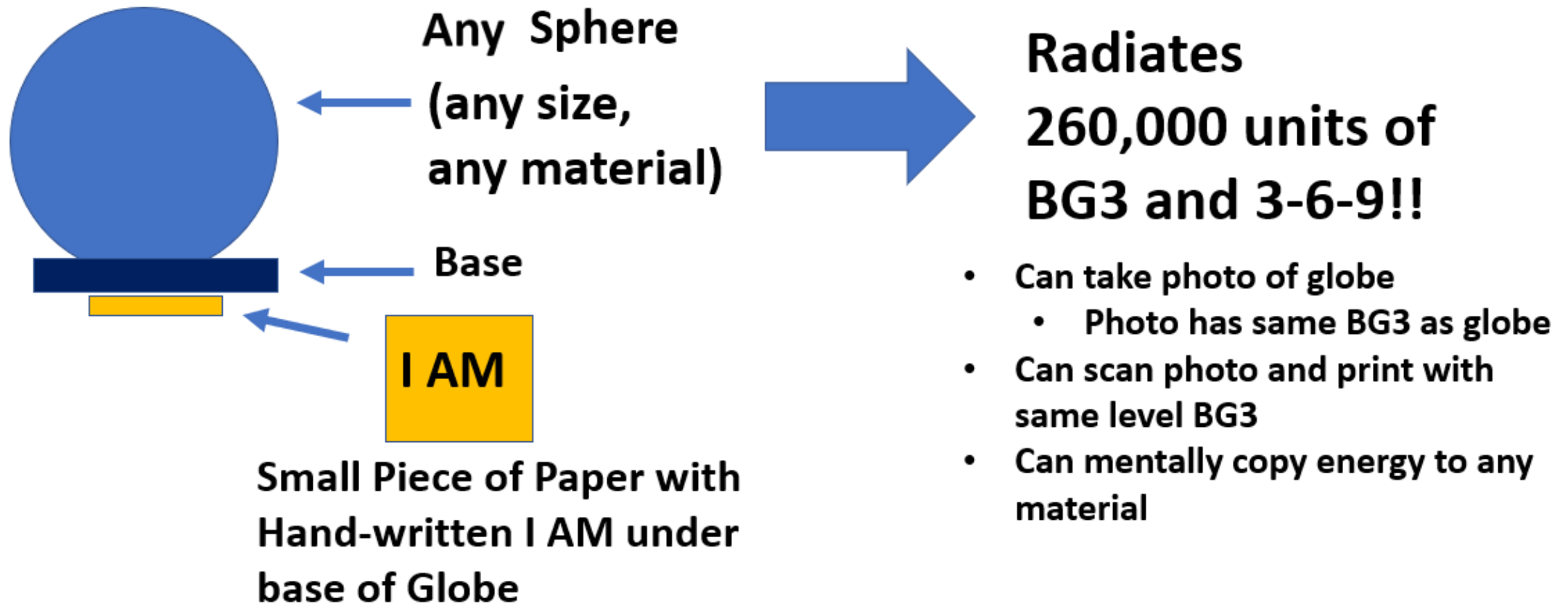
900

**I AM** – No BG3 or 3-6-9 if typed and placed in circle, square, and 2-dimensional sphere and 3-dimensional sphere.

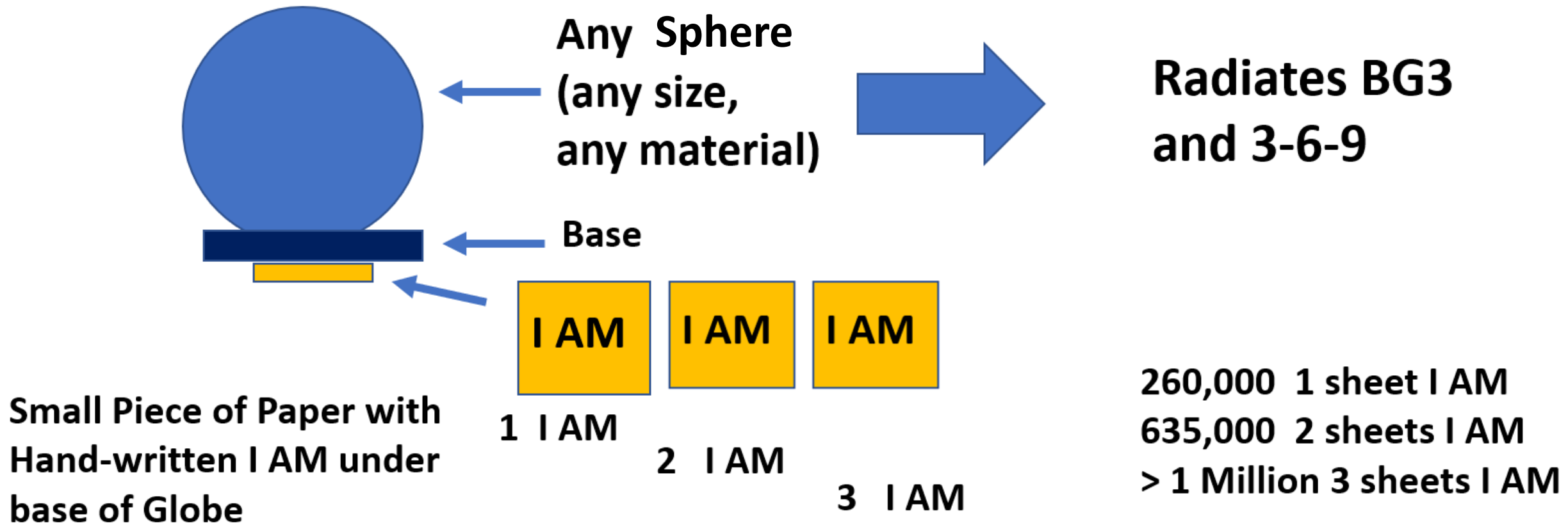


# Amazing I AM Energy Generation

With Intuitive Direction by Joachim Wippich



# Amazing I AM Energy Generation



## **Photo of Globe with 3 Sheets of Paper with Handwritten I AM**



**Photo or photocopy of globe  
retains the > 1 million BG3**

**Globe can be any size: Tried  
1 inch acrylic ball  
4 inch hollow globe (picture)  
4 inch globe made from casting  
resin**

**BG3 and 3-6-9 >1 Million**



## Blessing Water

Control: Tap water BG3 & 3-6-9 level: 200

Bless water for 1 minute: BG3 & 3-6-9 level: 1,200

Good spring water: BG3 & 3-6-9 level: 1,200

But if you say: I AM blessing water: BG3 & 3-6-9: >1 million

Effect of I AM  
Affirmation  
When  
Copying I AM  
Energy

Anecdotal Study of 2 Persons

Asked to state: I am copying my I AM energy to this piece of paper

Result: Paper tested at 130,000 BG3

Same persons asked to state: I AM Rethinking rethink I AM (stated 3 times)

Then state: I am copying my I AM energy to this piece of paper

Result: BG3>1 million

# The Amazing I AM Energy

---

**State**

**Say: I AM copying my I AM  
Energy**

---

**Place**

**Place Energy onto something  
(e.g., water): I place the energy  
on this vial of water**

---

**Measure**

**Measure BG3 or 3-6-9 level on  
item (BG3 Ruler): Get >1  
million!!**

---

# I AM Level from Globe and Photo is a Reflection Your I AM Level

The piece of paper with I AM hand printed under the globe is a projection of your I AM energy level being projected by the globe

The photo of the globe with I AM hand printed on paper under the globe has BG3 that is a reflection of your I AM energy level

**Proof:**

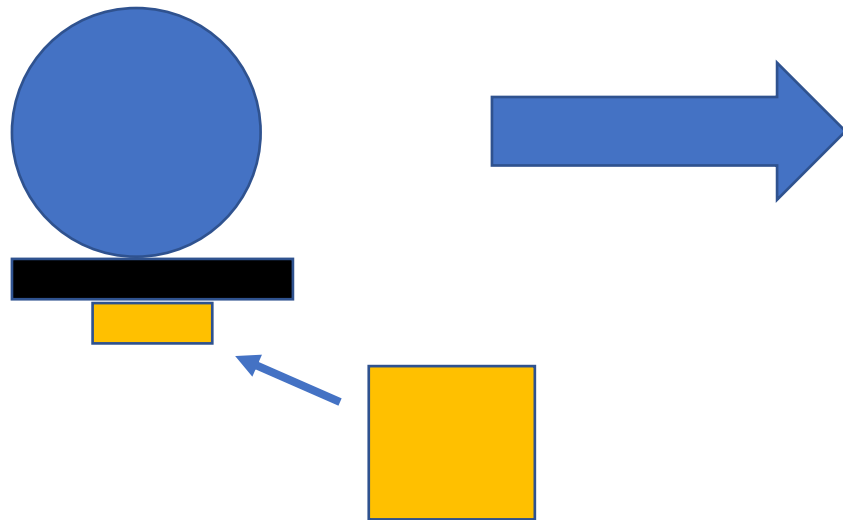
**Make the statement: I am not home.**

**This means that you are focused on other matters and separate from your I AM essence.**

**The globe BG3 and the BG3 on the photo of the globe drops to zero!**

**If you state the Affirmations to bring you back to the I AM essence, the BG3/3-6-9 levels go back up**

# Permanently Copy I AM on Paper and Place Under Globe



**Paper with Permanently Copied  
I AM Energy  
(paper alone has 250,000 BG3)**

**Permanently radiates  
>1 Million BG3/3-6-9  
Even when I AM Not  
Home is stated**



**Photo retains  
>1 Million BG3**



# Permanently Copy Energies & Applications

**State: I AM permanently copying my I AM energy to \_\_\_\_\_ (or energy from any BG3 & 3-6-9 item)**

**Energy does not stay if you just “copy” Energy**

**Permanently copying I AM and other energies onto item works**

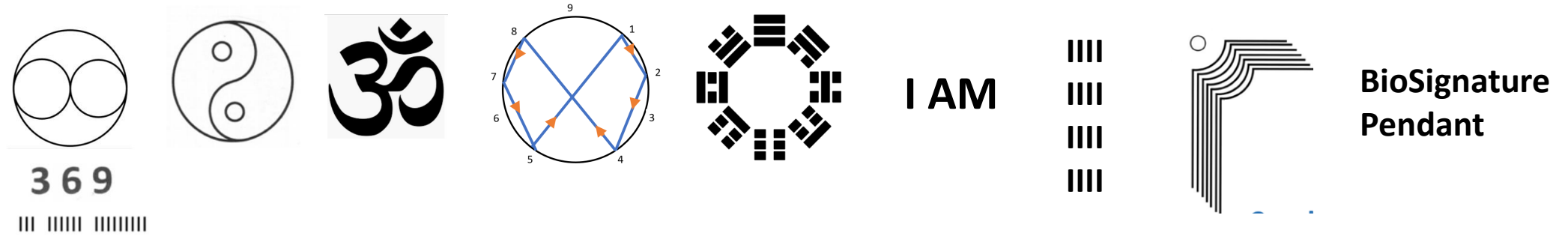
**Any level of energy is possible**

**Application is up to your imagination**

## Application Examples

- **Environmental Harmony – as in BioGeometry**
- **Adjunct to healing**
  - **E.g., Anecdotal: My wife had painful arthritis of wrist/hand. Copied energy onto tennis wrist band. Arthritis no longer bothering her**

# Amplification of Creation & Harmony Energies With and Without Sphere



**BG3/3-6-9**

**No Sphere**

	300	300	900	300	300	0	400	1,600	700
--	-----	-----	-----	-----	-----	---	-----	-------	-----

**BG3/3-6-9  
with Sphere**

	1,600	1,600	1,600	1,600	1,600	250,000	400	1,600	700
--	-------	-------	-------	-------	-------	---------	-----	-------	-----

**Data Says: 3-6-9 creation symbols can be amplified with sphere;  
BioGeometry symbols are not amplified**



Achieving Any  
Level of  
BG3 and 3-6-9

# Power of SAA Structure




**Spiritual Aum Array (SAA):  
Aum arranged in 3-6-9  
pattern Surrounded by 12  
Aums**

## BG3 and 3-6-9

Single SSA	3900
4 SSA Stacked	165,000
1 SSA Under sphere	275,000
2 SSA Under sphere	575,000
3 SSA Under sphere	710,000
4 SSA Under sphere	1,000,000

## 4 Spiritual Aum Arrays beneath Globe (SAA): 1 million BG3 and 3-6-9



1 Million BG3, 3-6-9  
in photo



SAA: Aum arranged in 3-6-9  
pattern Surrounded by 12  
Aums

4 SAA placed under sphere

# **We are Creators**

- **We create with our Thoughts**
- **We create with our Words**
- **Everyone has Free Will**
- **We are One Humanity**
- **Responsibility as Creators**
  - **Create with Sense of Responsibility**
  - **Create in Harmony/Balance and Love**



**AM I  
I AM**

**Yes, I AM**





# Activating Water with Photo of 4 SSA Under Sphere

**Photo: 1.0 Million BG3 and 3-6-9**

**Photo of sphere with 4 SSA under sphere**




**Follow Tap Water Activation with BioWell**

**BioWell – Electro-Photonic Imaging (Gas Discharge Visualization with Platinum Electrode Water Sensor)**

**Procedure:**

- **Scan background tap water**
- **Place small 2 inch x 2 inch scan of photo of Globe beneath tube of tap water (1 Million BG3)**
- **Continue scan with influence of scan of photo**

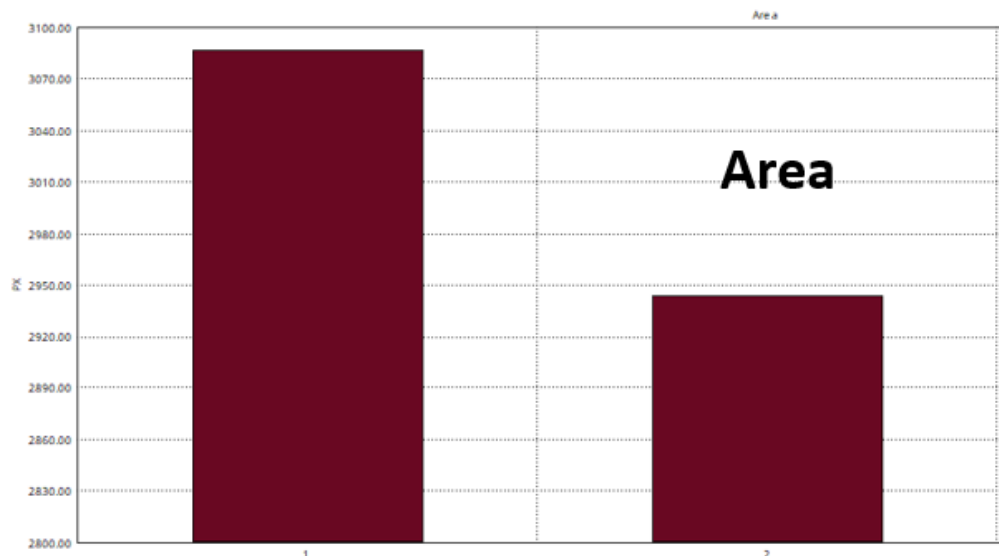
# BioWell with Electrode



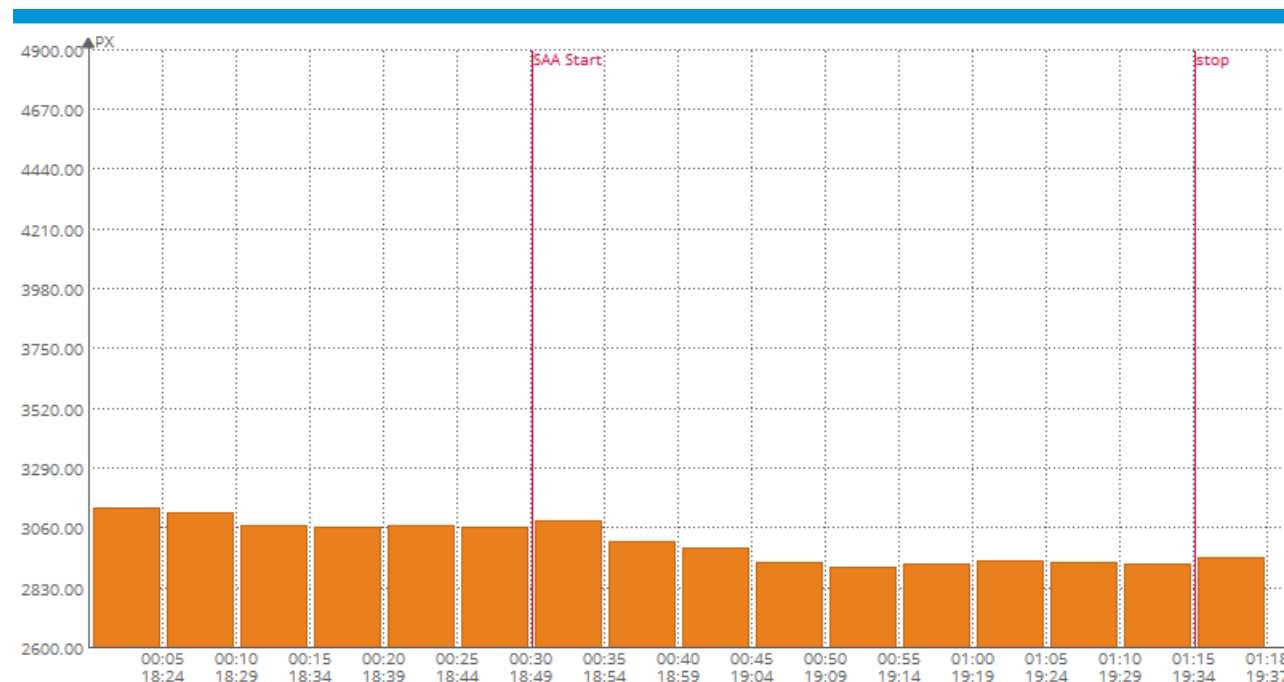
# Photo 4 SAA Under Sphere: 1.4 Million BG3 & 3-6-9 BioWell Experiment



Experiment: Follow background, add photo of sphere with 4 SAA

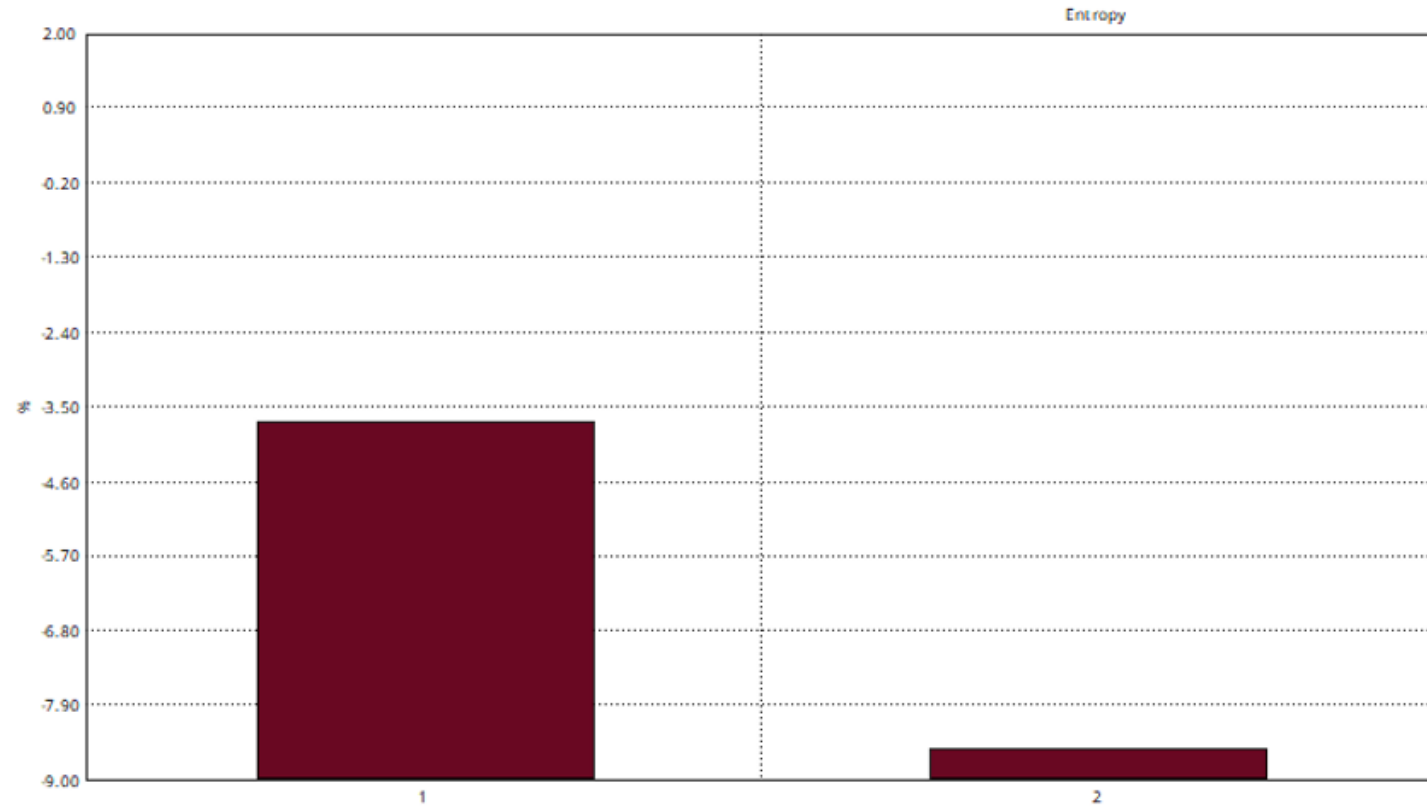


	1	2	3
start background (34:03)	SAA Start (43:59)	stop (00:02)	
	3085.80	2943.00	2828.50
	SAA Start/start background (2043)		stop/SAA Start (2639)
Student's t-test	0.0000	0.0000	0.0094
Mann-Whitney U-test	0.0001	0.0001	1.0000



Activated water tests at 1  
Million BG3 at end of expt

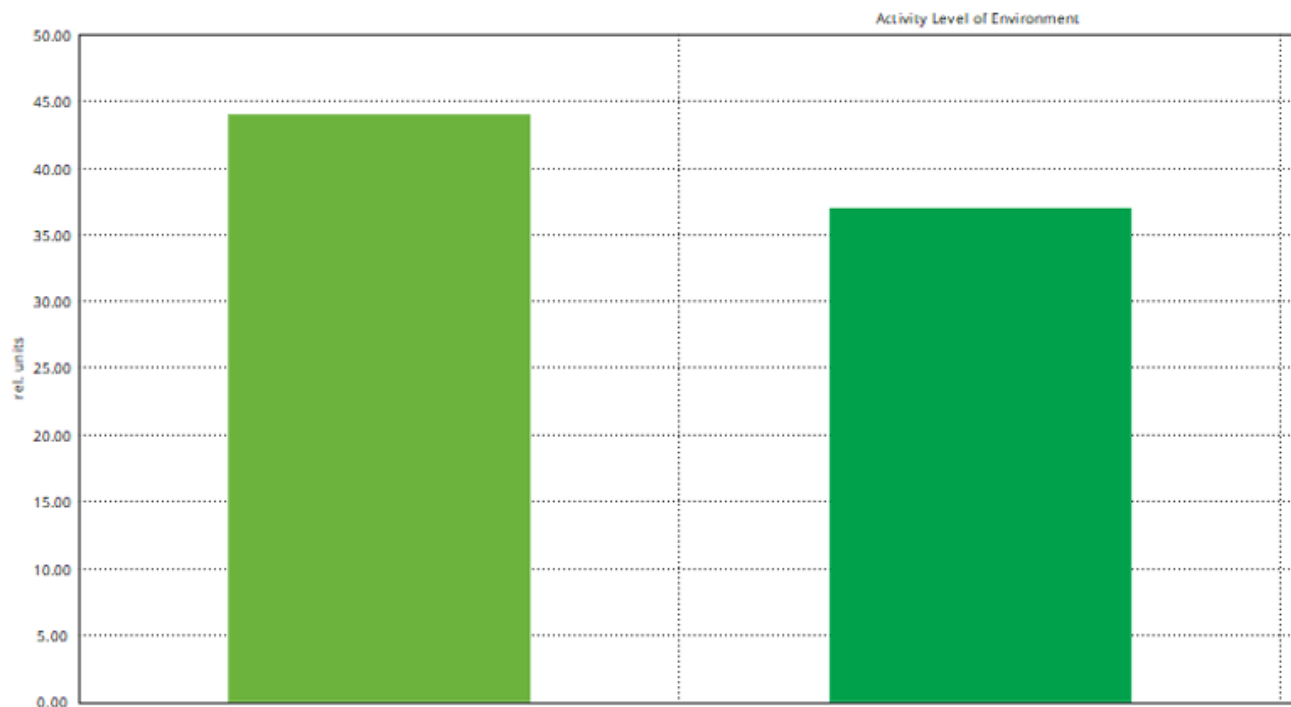
# Entropy



1	2	3
start background (34:03)	SAA Start (43:59)	stop (00:02)
-3.76	-9.42	1.11

	SAA Start/start background (2043)	stop/SAA Start (2639)	End/stop (2)
Student's t-test	0.0000	0.0000	0.2077
Mann-Whitney U-test	0.0001	0.0001	1.0000

# Activity Level of Environment (Water)



1	2	3
start background (34:03)	SAA Start (43:59)	stop (00:02)
43.78	36.87	-

Type of the environment	Use	Influence on a person	Activity Level of Environment, rel. units
Hypoactive / geopatogenic stress	No use	Slows down drastically, sucks the energy	<25
Low activity	Meditation	Slowing down the metabolism, calming down	26-40
Normal activity	Sleep, restoring the energy, leisure	Maintaining normal functional activity	41-55
High activity	Work, sport activities	Activation of metabolism	56-75
Hyperactive	No use	Hyper activation, fast exhaustion	76-100
Abnormal	No use	Chaotic changes of stress level	>100



# Many Applications of I AM Subtle Energy Vibration

- **Harmonize environment**
  - **Aid to healing**
  - **Can place energy onto area needing attention**
  - **Can copy energy onto a material (wrap) that can be placed in area needing attention**
  - **Can change the environmental energy of area for harmonization**
  - **Extent of applications is up to your imagination**
- **E.g., Anecdotal: My wife had painful arthritis of wrist/hand. Copied energy onto tennis wrist band. Arthritis no longer bothering her**
- **Up to your imagination**



## 3-6-9 Energies for Practical Purposes

Unless you are always at  
your I AM Vibrational  
Level, use alternative  
symbol as source of 3-6-9  
energies (healing, etc.)

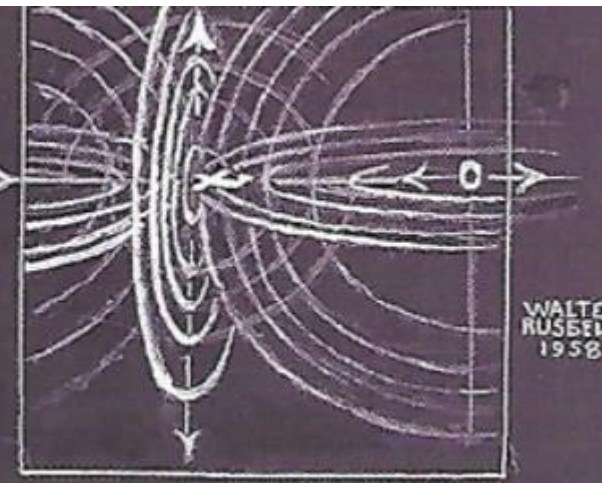
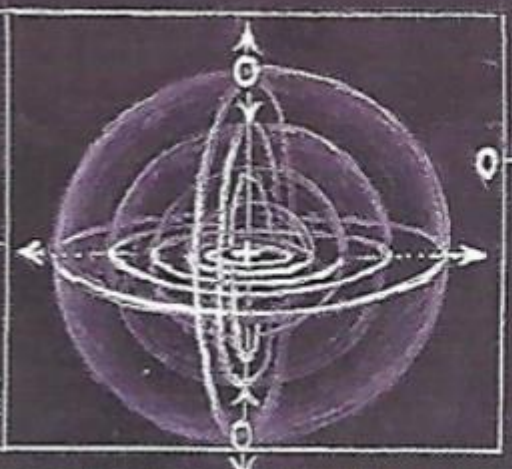



See slides on energy levels  
from AUM configurations

## **On how Walter Russell acquired his knowledge:**

**"I will put it very simply. In May of 1921, God took me up into a high mountain of inspiration and intense ecstasy. A brilliant flash like lightning severed my bodily sensation from my consciousness and I found myself freed from my body and wholly in the Mind universe of Light, which is God."**

**"And then God said to me, 'Behold thou the unity of all things in Light of Me, and the seeming separateness of all things in the two lights of my divided thinking. See thou that I, the Undivided, Unchanging One, am within all divided things, centering them, and I am without all changing things, controlling them.'"**

THE SCIENCE OF THE FUTURE IS BASED UPON GOD - THE CREATOR.  
 GOD IS LIGHT - GOD IS MIND  
 MIND IS ALONE OMNISCIENT AND OMNIPOTENT — LIGHT IS ALONE OMNIPRESENT



WALTER RUSELL 1958

# Uses of 369

- In most cases, 3-6-9 symbols have BG3; BG3 objects have 3-6-9
  - Can use 369 in similar fashion as BG3
- **CANNOT MIX 369 SYMBOLS OR NUMBERS WITH BG3 ITEMS**
  - Mixing will neutralize both 3-6-9 and BG3 resonance
    - E.g. Put 3-6-9 or (III IIIII IIIIIII) together with BioGeometry Cube will result in loss of 3-6-9 and BG3 resonance
    - E.G., Put 3-6-9 onto a BioGeometry Emitter pattern to send BG3 to a person will result in loss of function of the Emitter pattern
- Harmonize interference by intention or yin yang symbol

# Harmony, Healing, Increasing Vibrational State with 3-6-9

- Working with Joachim Wippich – dowser, healer
- Healer
  - Heals by inviting in Harmony and increasing vibrational level to the I AM
- E.g., Uses of 3-6-9
  - 3-6-9 Pendulum - to check Harmony and bring in Harmony
  - 3-6-9 Symbols to bring in harmony (BG3 and 369 qualities)
  - 3-6-9 To increase vibrational levels of persons
  - Repetition of affirmations 3x, 6x, 9x to bring about affirmation goal
- As with BG3, 3-6-9 brings in harmony

**You Can Connect  
with the Subtle  
Vibrational Energy  
of Anything**

**Testing for the Subtle Energy Everywhere  
means you are connecting with it**

**You can determine if something is good or  
bad for you (personal wavelength – CW is  
good, CCW is detrimental)**

**You can determine presence of  
environmental harmony (BG3)**

**You can test for entropy or negentropy  
(CW or CCW spin of pendulum)**

# Precaution with GANS

- **GANS/Ormus Field (e.g., 4 vials)**
  - Creates strong BG3 and 369 field in whole house
  - Harmonizes whole house
  - **1 Incident: GANS buried at all 4 corners of the base of the house**
    - Outer grounds sprayed with pesticide
- **Consequence: Entire house contaminated with vertical negative green energy**
  - **Deadly. Early pioneer in France, studying Radiesthesia, built large amount of vertical negative green, found by his friend, dead and mummified.**

# **Copy or Move Subtle Energy: Thoughts & Intention**

- **Find wavelength of any item with a color (e.g., colored paper) using neutral pendulum**
- **With simple thought, just copy subtle energy of color and place at another location**
- **With neutral pendulum, check for subtle energy of color at location where energy was copied**